

SIKAI CASE B0B7B4MP29

SIKAI CASE Programmable Macro Keyboard User Manual

Model: B0B7B4MP29 | Brand: SIKAI CASE

INTRODUCTION

This manual provides detailed instructions for the SIKAI CASE Programmable Macro Keyboard. This compact 6-key mechanical keypad with a custom knob is designed to enhance productivity and gaming performance through customizable shortcuts and macros. It features hot-swappable switches and wired USB-C connectivity.



Image: The SIKAI CASE Programmable Macro Keyboard, showcasing its compact design with six keys and a rotary knob, alongside its USB-C connection cable.

SETUP

To begin using your SIKAI CASE Programmable Macro Keyboard, follow these steps:

1. **Connect the Keypad:** Connect the macro keyboard to your computer using the provided USB-C cable. The keypad is plug-and-play for basic functionality.
2. **Software Download (Windows Required):** To program the keys and knob, you must download and install the dedicated software. This software is compatible with Windows operating systems. Once programmed, the macros will function on other operating systems like Mac, VISTA, or Linux.

DOWNLOAD SOFTWARE TO OPEN QUICK OPERATION

Visit this site to download the software:

<https://sikaicase.com/blogs/support/setting-for-software>

If you are Mac OS set in windows first, then it could work in Mac.
Command= Win+, Option=Alt, Control=Ctrl.

Mini Keyboard Software Setting

FEBRUARY 20, 2023

Share

How to use and set up our mini keyboard?

Follow me!

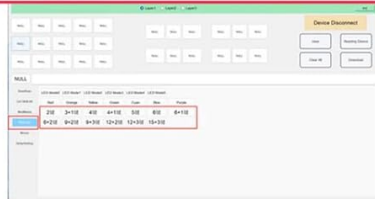
Download this file

1. "Setting Software" Download :

[Software Download](#) (click to download)

NOTE: If your keyboard light cannot be fully lit, please download this software to set: [Software](#)

[Download](#) (click to download)



名称	压缩前	压缩后	类型	修改日期
.. (上级目录)			文件夹	2023-03-01 17:12
imageformats			文件夹	2023-03-01 17:12
platforms			文件夹	2023-03-01 17:12
styles			文件夹	2023-03-01 17:12
D3DCompiler_47.dll	3.3 MB	1.1 MB	应用程序扩展	2023-03-01 17:12
dialog1.o	32.7 KB	9.5 KB	O 文件	2023-03-01 17:12
dialog2.o	63.6 KB	15.8 KB	O 文件	2023-03-01 17:12
dialog3.o	9.4 KB	3.4 KB	O 文件	2023-03-01 17:12
form1.o	22.5 KB	5.4 KB	O 文件	2023-03-01 17:12
hidapi.dll	81.0 KB	39.5 KB	应用程序扩展	2023-03-01 17:12
lanague_cn.qm	1 KB	1 KB	QM 文件	2023-03-01 17:12
lanague_en.qm	4.3 KB	1.6 KB	QM 文件	2023-03-01 17:12
lanague_resource_reso	10.3 KB	2.4 KB	O 文件	2023-03-01 17:12
libGL.dll	65.6 KB	18.2 KB	应用程序扩展	2023-03-01 17:12
libgcc_s_dw2-1.dll	111.0 KB	46.1 KB	应用程序扩展	2023-03-01 17:12
libGLSLv2.dll	7.4 MB	1.4 MB	应用程序扩展	2023-03-01 17:12
libstdc++-6.dll	1.5 MB	318.0 KB	应用程序扩展	2023-03-01 17:12
libwinpthread-1.dll	46.0 KB	19.7 KB	应用程序扩展	2023-03-01 17:12
main.o	3.7 KB	1.5 KB	O 文件	2023-03-01 17:12
Makefile	29.8 KB	2.6 KB	文件	2023-03-01 17:12
Makefile.Debug	110.8 KB	4.4 KB	DEBUG 文件	2023-03-01 17:12
Makefile.Release	111.1 KB	4.4 KB	RELEASE 文件	2023-03-01 17:12
MINI Keyboard.exe	384.5 KB	88.4 KB	应用程序	2023-03-01 17:12
moc_dialog2.cpp	4.9 KB	1.7 KB	CPP 文件	2023-03-01 17:12
moc_dialog2.o	10.5 KB	3.3 KB	O 文件	2023-03-01 17:12
moc_dialog3.cpp	3.5 KB	1.4 KB	CPP 文件	2023-03-01 17:12
moc_dialog3.o	8.9 KB	2.6 KB	O 文件	2023-03-01 17:12
moc_form0.cpp	2.6 KB	1.1 KB	CPP 文件	2023-03-01 17:12
moc_form0.o	424.5 KB	104.8 KB	O 文件	2023-03-01 17:12
moc_form1.cpp	2.6 KB	1.1 KB	CPP 文件	2023-03-01 17:12
moc_form1.o	7.8 KB	2.2 KB	O 文件	2023-03-01 17:12
moc_formone.cpp	2.6 KB	1.1 KB	CPP 文件	2023-03-01 17:12
moc_formone.o	424.6 KB	104.8 KB	O 文件	2023-03-01 17:12
moc_predef.sh	13.8 KB	3.3 KB	H 文件	2023-03-01 17:12
moc_reminderwidget.cpp	3.5 KB	1.3 KB	CPP 文件	2023-03-01 17:12
moc_reminderwidget.o	426.6 KB	105.5 KB	O 文件	2023-03-01 17:12

This is the program file

Image: Instructions for downloading the necessary software to configure the macro keyboard. The image highlights that Windows is required for setup, but the programmed macros will work on Mac.

Visit the official SIKAI CASE support page to download the software:

<https://sikaicase.com/blogs/support/setting-for-software>

TYPE-C LINK MODE

Wired models can be linked to desktop computers, notebooks, Type-C link mode plug and play.

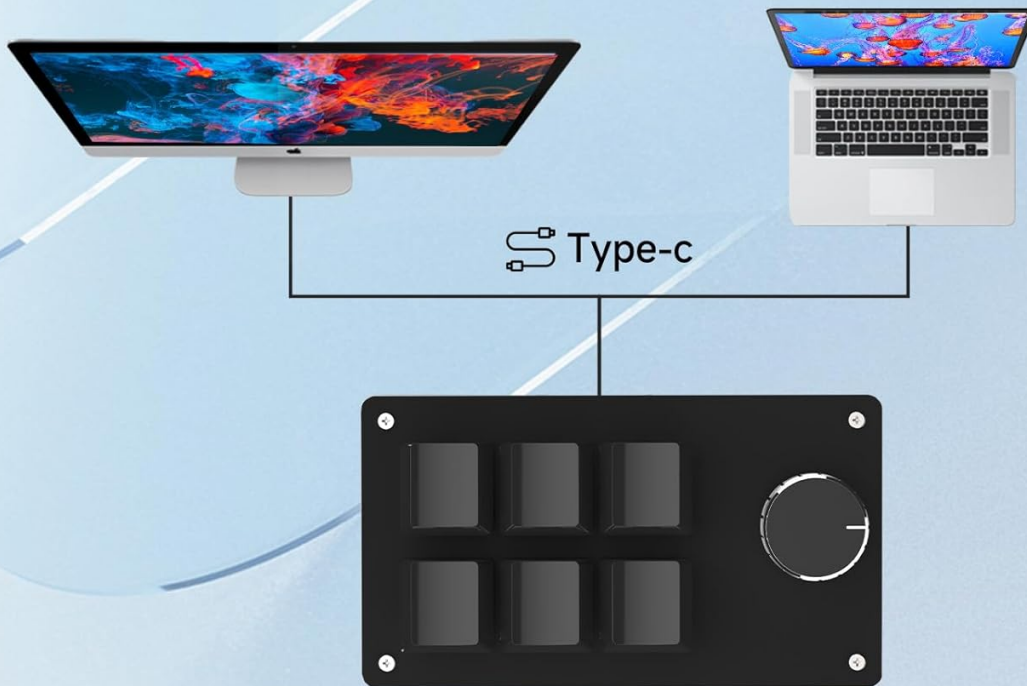


Image: A visual representation of the Type-C link mode, illustrating how the wired macro keyboard connects to both desktop and notebook computers for plug-and-play functionality.

OPERATING INSTRUCTIONS

The SIKAI CASE Macro Keyboard offers extensive customization for various applications.

Key Programming

- Use the downloaded software to assign functions to each of the six keys.
- Each macro can include up to 5 characters (letters, numbers, or symbols).
- The keypad features onboard memory, allowing it to store your custom shortcuts without needing to reprogram on different computers.

Knob Functionality

The custom knob can also be programmed for various actions:

- **Rotate Left:** Assign a specific function (e.g., volume down, scroll left).
- **Rotate Right:** Assign a specific function (e.g., volume up, scroll right).
- **Press Down:** Assign a specific function (e.g., mute, play/pause).

MULTI MODES MECHANICAL KEYPAD



Image: An illustration demonstrating the multi-mode capabilities of the mechanical keypad, showing its use for setting shortcut keys, custom multimedia control, one-click game actions, and copy-paste functions.

Common Applications

This macro keyboard is versatile and can be used for:

- **Office Efficiency:** Automate copy/paste, undo, and other system functions.
- **Design Work:** Simplify complex software shortcuts for graphic design, video editing, etc.
- **Gaming:** Execute intricate in-game macros with a single keypress.
- **Multimedia Control:** Play, pause, adjust volume, and more.
- **Text Snippets:** Store frequently used phrases or code.
- **App Launches:** Quickly open your favorite programs.

TYPE-C LINK MODE

Wired models can be linked to desktop computers, notebooks, Type-C link mode plug and play.

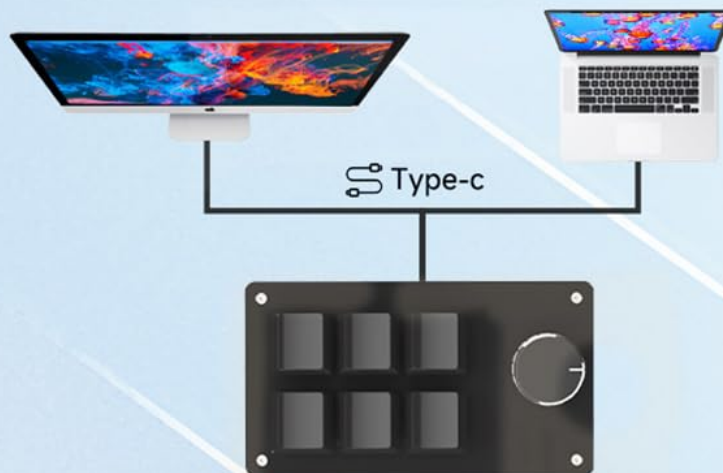


Image: A detailed view of the software interface for the macro keyboard, illustrating how to map functions to the six keys and the rotary knob (K1, K2, K3 for left, center, right actions).

MAINTENANCE

To ensure the longevity and optimal performance of your SIKAI CASE Programmable Macro Keyboard, follow these simple maintenance guidelines:

- **Cleaning:** Use a soft, dry cloth to wipe down the surface of the keypad. For deeper cleaning, a slightly damp cloth with mild soap can be used, ensuring no liquid enters the internal components.
- **Storage:** When not in use, store the keypad in a cool, dry place away from direct sunlight and extreme temperatures.
- **Handling:** Avoid dropping the keypad or subjecting it to strong impacts, as this can damage the internal circuitry or mechanical switches.

TROUBLESHOOTING

If you encounter any issues with your SIKAI CASE Programmable Macro Keyboard, refer to the following common solutions:

- **Keypad Not Responding:**
 - Ensure the USB-C cable is securely connected to both the keypad and your computer.
 - Try connecting the keypad to a different USB port on your computer.
 - Restart your computer.

• **Software Not Opening or Functioning Correctly:**

- Ensure you have downloaded the correct software version from the official SIKAI CASE support page.
- If the software fails to open, try downloading the compressed version and extracting it. Sometimes, antivirus software may interfere with the executable; temporarily disable it if necessary during installation.
- Verify that your operating system is Windows, as the configuration software requires it.

• **Keyboard Light Not Fully Lit:**

- This issue can often be resolved by using the dedicated software to adjust lighting settings. Ensure the software is installed and the keypad is connected.

• **Macros Not Working on Mac/Linux:**

- Remember that macro configuration must be done on a Windows computer. Once programmed and saved to the keypad's onboard memory, the macros should function correctly on Mac, VISTA, or Linux systems without further software installation on those platforms.

If these steps do not resolve your issue, please contact SIKAI CASE customer support for further assistance.

SPECIFICATIONS

Feature	Detail
Brand	SIKAI CASE
Model	B0B7B4MP29
Number of Keys	6
Special Feature	Hot-Swappable Switches
Connectivity Technology	USB-C (Wired)
Color	Black
Material	Acrylonitrile Butadiene Styrene
Item Weight	5.9 ounces
Package Dimensions	6.3 x 4.69 x 1.85 inches
Compatible Devices	Gaming Console (and PC/Mac/Linux via software setup)
Recommended Uses	Gaming, Office, Design

WARRANTY AND SUPPORT

For any product inquiries, technical support, or warranty information, please contact SIKAI CASE directly. You can often find support contact details on the official SIKAI CASE website or through the retailer where you purchased the product.

You may also refer to the official SIKAI CASE store on Amazon for additional resources:[SIKAI CASE Store](#)