

Monster MH22107

Monster N-Lite Clear Talk Wireless Earbuds Instruction Manual

Model: MH22107

INTRODUCTION

The Monster N-Lite Clear Talk Wireless Earbuds are designed to provide a high-quality audio experience with advanced features for active lifestyles. These earbuds incorporate Bluetooth 5.3 technology for stable connectivity, CVC 8.0 noise reduction for clear calls, and an IPX8 waterproof rating for durability. Enjoy extended listening times and comfortable wear with an ergonomic design.

WHAT'S IN THE BOX

- Monster N-Lite Clear Talk Wireless Earbuds
- Charging Case
- USB-C Charging Cable
- Multiple Sizes of Ear Tips (6 sizes included)

SETUP

1. Charging the Earbuds and Case

Before first use, fully charge the earbuds and charging case. The charging case provides additional power for extended use.

- Connect the provided USB-C charging cable to the charging port on the case and to a power source.
- The LED indicator on the case will show charging status.
- A 5-minute charge can provide approximately 2 hours of listening time. The total playtime with the charging case is up to 60 hours.

Full-day Playtime

Charge for 5 minutes, listen to music for 2 hours, Immerse yourself in the music world all day long



8HR Music



1 HR Charge



60 HR Playtime

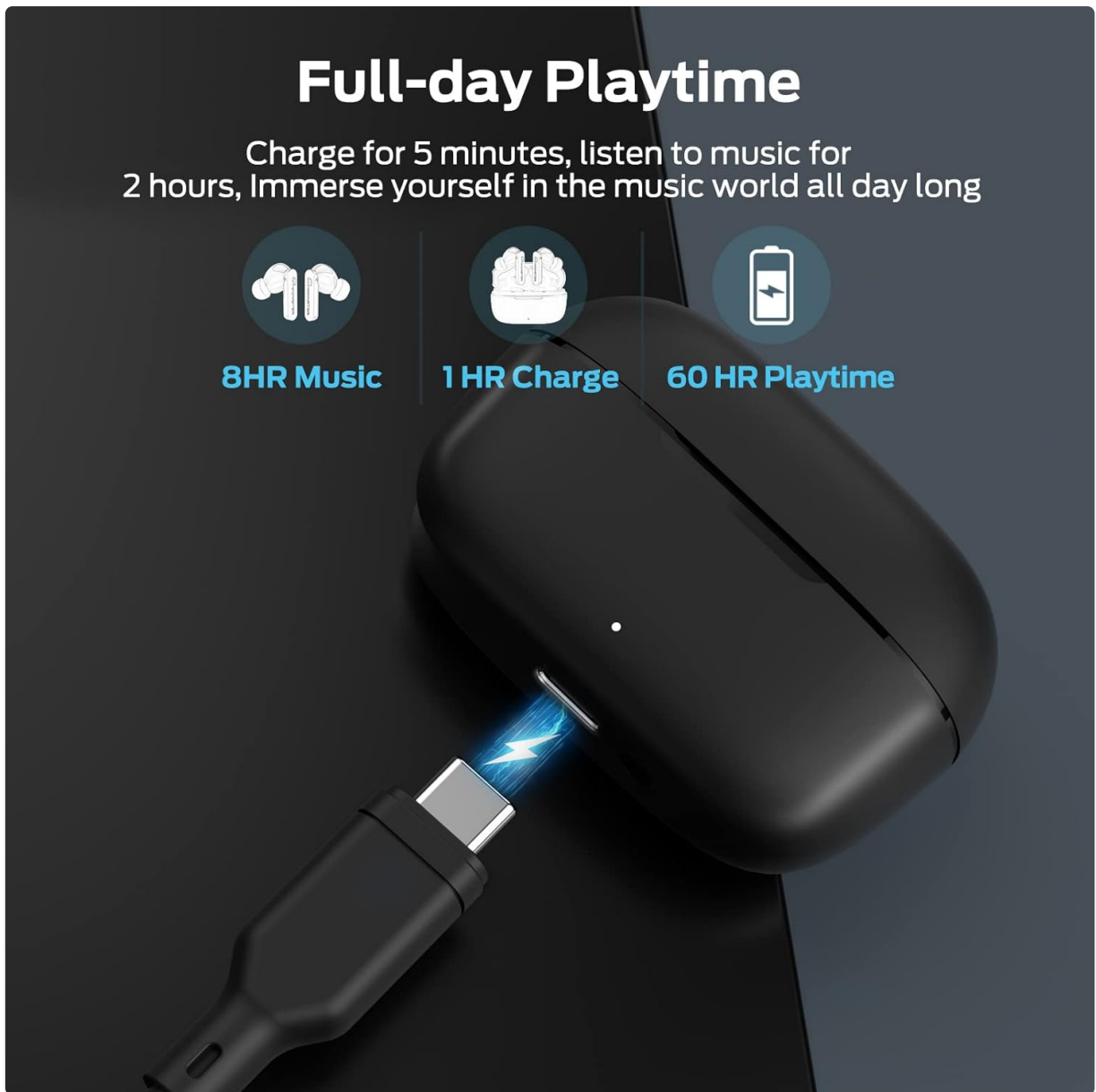


Image: The earbuds and charging case are shown with a USB-C cable, highlighting the fast charging capability and the impressive 60-hour total playtime.

2. Pairing with Your Device

The earbuds feature rapid one-step pairing for convenience.

1. Open the charging case. The earbuds will automatically enter pairing mode.
2. On your device (smartphone, tablet, etc.), go to Bluetooth settings.
3. Select "Monster N-Lite Clear Talk" from the list of available devices.
4. Once connected, you will hear an audio confirmation.

CD-Level Sound Quality

Immersive 10 mm drivers provide generous Big Bass sound, every tone to its original brilliance.



Image: The earbuds and their charging case are shown alongside a smartphone screen, illustrating the simple process of connecting via Bluetooth for quick setup.

3. Selecting the Right Ear Tips

For optimal sound quality and comfort, choose the ear tips that best fit your ears. The package includes 6 different sizes.

- Gently pull off the pre-installed ear tips.
- Select a size that creates a snug seal in your ear canal without causing discomfort.
- Press the new ear tips firmly onto the earbuds until they click into place.



Image: A person is shown wearing one earbud, emphasizing the comfortable and secure fit achieved through the ergonomic design and proper ear tip selection.

OPERATING INSTRUCTIONS

1. Touch Controls

The earbuds feature intuitive touch controls for managing audio and calls.

- **Play/Pause:** Single tap on either earbud.
- **Next Track:** Double tap on the right earbud.
- **Previous Track:** Double tap on the left earbud.
- **Volume Up:** Triple tap on the right earbud.
- **Volume Down:** Triple tap on the left earbud.
- **Answer/End Call:** Single tap on either earbud during an incoming call or active call.
- **Reject Call:** Press and hold either earbud for 2 seconds during an incoming call.
- **Activate Voice Assistant:** Press and hold either earbud for 2 seconds (when not on a call).

2. Sound Quality

Experience CD-level sound quality with immersive audio and generous bass, thanks to the 10mm dynamic

drivers.

Free Talk Face To Face

Bluetooth 5.3 and 4 Microphone & Advanced Noise-Canceling Technology allow N-Lite to make clear calls in noisy Environments.



Image: An internal diagram of the earbud highlights the 10mm dynamic driver, emphasizing the high-fidelity sound and rich bass it produces.

3. Clear Talk with Noise Reduction

The earbuds are equipped with CVC 8.0 noise reduction technology and 4 microphones to ensure clear calls even in noisy environments.

IP-X8 waterproof rating

Resistant to sweat, water and rain



Image: A detailed view of the earbud's internal components, including the Bluetooth 5.3 chip and microphones, illustrates the Environmental Noise Cancellation (ENC) feature for clear communication.

MAINTENANCE

1. Waterproof Rating

The earbuds and charging case feature an IPX8 waterproof rating, making them resistant to sweat, water, and rain. They can withstand immersion in 1 meter of water for up to 30 minutes.

For ultimate Comfort

With Lightweight Design Based On Ergonomics
Even If Used For A Long Time, No Discomfort



Image: The earbuds are depicted submerged in water, visually confirming their IPX8 waterproof capability, making them suitable for use during workouts or in rainy conditions.

2. Cleaning and Storage

- Regularly clean the ear tips and charging contacts with a soft, dry cloth to prevent debris buildup.
- Store the earbuds in their charging case when not in use to protect them and ensure they remain charged.
- Avoid exposing the earbuds to extreme temperatures or direct sunlight for prolonged periods.

TROUBLESHOOTING

- **Earbuds not pairing:** Ensure both earbuds are in the charging case, then open the lid to re-enter pairing mode. Check your device's Bluetooth settings to ensure it's discoverable.
- **No sound:** Verify that the earbuds are charged and properly connected to your device. Check the volume levels on both the earbuds and your device.
- **Poor call quality:** Ensure the microphones are not obstructed. Try moving to a quieter environment.
- **Earbuds not charging:** Clean the charging contacts on both the earbuds and the case. Ensure the charging cable is securely connected.

If you encounter persistent issues, please refer to the Warranty and Support section for contact information.

SPECIFICATIONS

Feature	Specification
Model Name	MH22107
Connectivity Technology	Bluetooth 5.3
Noise Control	Adaptive Noise Cancellation (CVC 8.0)
Water Resistance Level	IPX8 (Waterproof)
Battery Life	Up to 60 hours (with charging case)
Charging Time	1 Hour (for full charge)
Audio Driver Size	10 Millimeters
Control Method	Touch
Material	Silicone

OFFICIAL PRODUCT VIDEO

Your browser does not support the video tag.







Video: This official product video provides a concise introduction to the Monster N-Lite Clear Talk earbuds, demonstrating key features such as design, sound quality, noise cancellation, and charging capabilities.

WARRANTY AND SUPPORT

Monster offers a 12-month worry-free service for the N-Lite Clear Talk Wireless Earbuds. If you have any questions or require assistance, please contact our customer service team. We are committed to providing quality service within 24 hours.

For further support, please visit the official Monster website or refer to the contact information provided in your product packaging.

Related Documents - MH22107

	<p>Monster N-Lite Clear Talk MH22107 Quick Start Guide</p> <p>Quick start guide for the Monster N-Lite Clear Talk MH22107 earbuds, covering product overview, pairing, volume control, call functions, music playback, and FCC statement.</p>
	<p>Monster Maxstar MQT39 True Wireless Bluetooth Earphones Instruction Manual</p> <p>Comprehensive instruction manual for the Monster Maxstar MQT39 True Wireless Bluetooth Earphones, covering product parameters, operation, charging, wearing, troubleshooting, and warranty information.</p>
	<p>Monster Airmars XKT26 True Wireless Bluetooth Headphones - User Manual</p> <p>Official user manual for Monster Airmars XKT26 true wireless Bluetooth headphones. This guide provides detailed information on product features, specifications, operation, charging, pairing, mode switching, precautions, warnings, hazardous substance information, FCC compliance, and warranty service.</p>
	<p>Monster MH12005 In-ear Earphones Quick Start Guide</p> <p>Quick start guide for Monster MH12005 In-ear Earphones, covering product overview, charging, pairing, call and music controls, indicator lights, and FCC compliance information. Learn how to set up and use your Monster Achieve 300 AirLinks wireless earbuds.</p>
	<p>Monster N-Lite 213 (MH22237) Wireless Earbuds Quick Start Guide</p> <p>Get started with your Monster N-Lite 213 (MH22237) wireless earbuds. This guide covers product overview, charging, pairing, wearing, touch controls, indicator lights, and safety information.</p>
	<p>Monster N-LITE 203 AIRLINKS True Wireless Earbuds - Quick Start Guide</p> <p>Explore the features and controls of the Monster N-LITE 203 AIRLINKS true wireless Bluetooth earbuds. This guide covers inventory, product specifications, and intuitive touch controls for music, calls, and voice assistants.</p>