

Cellularline BTCRYSTALTWSK

Crystal Bluetooth 5.0 Wireless Earbuds User Manual

Model: BTCRYSTALTWSK

- [Instructions](#)
- [Maintenance](#)
- [Overview](#)
- [Setup](#)
- [Operating](#)
- [Specifications](#)
- [Warranty & Support](#)
- [Troubleshooting](#)

1. PRODUCT OVERVIEW

The Cellularline Crystal TWS Bluetooth 5.0 Wireless Earbuds offer a high-quality audio experience with the convenience of wireless connectivity. Designed for comfort and stability, these earbuds feature Environmental Noise Cancellation (ENC) technology to ensure clear calls and immersive listening. The compact charging case provides extended battery life, making them ideal for daily use, music, and video games.



Image: The Crystal TWS wireless earbuds, one in the charging case and one outside, showcasing their sleek black design and the charging case with its indicator light.

2. INITIAL SETUP AND PAIRING

2.1 Charging the Earbuds and Case

Before first use, ensure both the earbuds and the charging case are fully charged. The charging time for the earbuds is approximately 1.5 hours.

- Place the earbuds into the charging case.
- Connect the charging case to a power source using the provided USB cable.
- The indicator light on the case will show charging status and turn off when fully charged.

PLAY TIME



Image: The earbuds are shown inside their open charging case, with text indicating "3.5H single charge" and "14H total play time," illustrating the battery performance.

2.2 Bluetooth Pairing

Follow these steps to pair your Crystal TWS earbuds with your device:

1. Open the charging case. The earbuds will automatically enter pairing mode.
2. On your device (smartphone, tablet, laptop), enable Bluetooth.
3. Search for available Bluetooth devices and select "Crystal TWS" from the list.
4. Once connected, the earbuds will indicate successful pairing (e.g., a voice prompt or LED change).

Note: The earbuds have a wireless range of up to 10 meters. For optimal connection, keep your device within this range.

3. OPERATING INSTRUCTIONS

3.1 Wearing the Earbuds

Insert the earbuds into your ears, ensuring a comfortable and secure fit. The ergonomic design provides comfort and stability for various activities.

COMFORT & STABILITY



Image: A person is shown wearing the Crystal TWS earbuds, demonstrating their comfortable and stable fit during use in a public setting.

3.2 Touch Controls

The Crystal TWS earbuds feature touch controls for easy management of audio and calls:

Action	Function
Single Tap (Left/Right Earbud)	Play/Pause Music, Answer/End Call
Double Tap (Right Earbud)	Next Track
Double Tap (Left Earbud)	Previous Track
Triple Tap (Left/Right Earbud)	Activate Voice Assistant

Action	Function
Long Press (Left/Right Earbud)	Reject Call

3.3 Environmental Noise Cancellation (ENC)

The built-in ENC technology actively reduces ambient noise during calls, ensuring your voice is clear to the person on the other end. This feature is automatically active during phone calls.



Image: A visual representation of Environmental Noise Cancellation, showing sound waves being reduced around the earbuds during a phone call displayed on a smartphone screen.

3.4 Low Latency for Video and Gaming

These earbuds are optimized for low latency, providing synchronized audio with video content and games. This ensures a smooth and immersive experience without noticeable delays between visuals and sound.

LOW LATENCY



Image: The earbuds are placed next to a tablet displaying a video, accompanied by an "Audio Sync Video" icon, highlighting the low latency feature for synchronized audio and video playback.

4. CARE AND MAINTENANCE

- **Cleaning:** Regularly clean the earbuds and charging case with a soft, dry, lint-free cloth. Do not use harsh chemicals or abrasive materials.
- **Storage:** When not in use, store the earbuds in their charging case to protect them from dust and damage.
- **Battery Care:** To prolong battery life, avoid fully discharging the earbuds and case frequently. Charge them regularly, even if not in constant use.
- **Water Resistance:** These earbuds are *not water resistant*. Avoid exposure to water, moisture, or excessive humidity.
- **Temperature:** Do not expose the product to extreme temperatures (hot or cold) as this can affect battery performance and product lifespan.

5. TROUBLESHOOTING

Problem	Possible Cause	Solution
Earbuds not pairing	Bluetooth off on device, earbuds not in pairing mode, out of range.	Ensure Bluetooth is on. Place earbuds in case, close, then open to re-enter pairing mode. Move device closer to earbuds.
No sound from earbuds	Low battery, not connected, volume too low.	Charge earbuds. Reconnect to device. Increase volume on both earbuds and device.
Poor call quality / Noise during calls	Weak signal, excessive ambient noise.	Move to an area with less interference. Ensure earbuds are properly seated. ENC is active during calls to minimize noise.
Earbuds not charging	Charging cable faulty, dirty charging contacts, case battery empty.	Try a different USB cable. Clean charging contacts on earbuds and case. Charge the charging case.

6. PRODUCT SPECIFICATIONS

Feature	Detail
Model Name	Crystal TWS
Model Number	BTCRYSTALTWSK
Connectivity Technology	Wireless (Bluetooth 5.0)
Wireless Range	Up to 10 meters
Headphone Form Factor	In-Ear
Noise Control	Environmental Noise Cancellation (ENC)
Battery Charging Time	1.5 hours
Talk Time (Single Charge)	3.5 hours
Total Play Time (with Case)	Up to 14 hours
Frequency Range	20 Hz - 20,000 Hz
Material Type	Plastic
Item Weight	100 grams
Color	Black
Included Components	Wireless charging case
Water Resistance Level	Not water resistant

7. WARRANTY AND SUPPORT

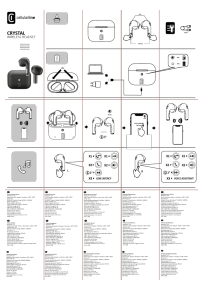
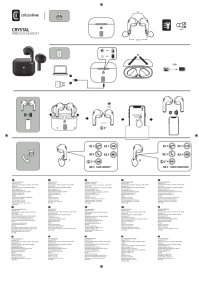
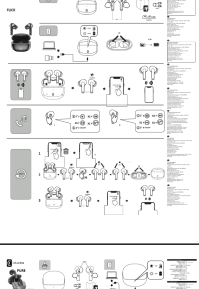
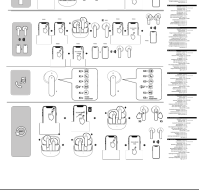
For warranty information and customer support, please refer to the official Cellularline website or contact their customer service directly. Keep your proof of purchase for any warranty claims.

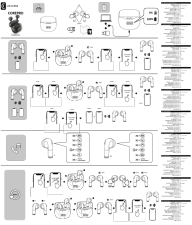

Online Support: Visit www.cellularline.com for FAQs, product registration, and contact details.

Protection Plans: Extended warranty options may be available from authorized retailers. For example, 1-year and 2-year extended protection plans are offered by Salama.

- 1-Year Extended Warranty by Salama (Email Delivery)
- 2-Year Extended Warranty by Salama (Email Delivery)

Related Documents - BTCRYSTALTWSK

	<p>Cellularline CRYSTAL Wireless Headset - Bluetooth Earphones User Guide and Specifications</p> <p>Comprehensive guide for the Cellularline CRYSTAL Wireless Bluetooth Headset, covering setup, controls, technical specifications, safety precautions, and disposal information.</p>
	<p>Cellularline CRYSTAL Wireless Headset User Manual and Specifications</p> <p>This document provides detailed specifications, usage instructions, safety information, and warranty details for the Cellularline CRYSTAL Wireless Headset. It covers Bluetooth connectivity, battery life, charging, and compliance with EU directives.</p>
	<p>Cellularline FLICK TWS Bluetooth Earbuds User Manual and Specifications</p> <p>User manual and technical specifications for the Cellularline FLICK TWS Bluetooth earbuds, covering setup, controls, safety guidelines, warranty, and disposal.</p>
	<p>Cellularline PURE Wireless Earbuds User Manual and Specifications</p> <p>Get detailed instructions, technical specifications, safety guidelines, and warranty information for the Cellularline PURE wireless Bluetooth earbuds.</p>

	<p>Cellularline COREPRO Wireless Earbuds User Manual</p> <p>Comprehensive user guide for the Cellularline COREPRO wireless earbuds, covering setup, pairing, usage, technical specifications, and safety information.</p>
	<p>Cellularline TUCK Wireless Stereo Bluetooth Headset - User Manual & Specifications</p> <p>Comprehensive guide to the Cellularline TUCK wireless stereo Bluetooth headset (Model: BTTUCKTWS). Learn about setup, operation, call management, audio controls, charging, reset procedures, technical specifications, safety guidelines, warranty, and disposal.</p>