

ShiftCam SG001

ShiftCam SnapGrip Creator Kit User Manual

Model: SG001 | Brand: ShiftCam

INTRODUCTION

The ShiftCam SnapGrip Creator Kit is an all-in-one solution designed for content creators, vloggers, influencers, and mobile storytellers. This comprehensive kit enhances your mobile photography and videography experience by providing stable grip, versatile lighting, and flexible positioning.

The kit includes three primary components:

- **SnapGrip:** A magnetic mobile battery grip with a wireless shutter button, providing a comfortable and secure hold for your smartphone.
- **SnapPod:** A versatile accessory that functions as both a tripod and a selfie stick, offering stable support and extended reach.
- **SnapLight:** An LED ring light with four adjustable brightness levels and a built-in mirror, perfect for illuminating your subjects and enhancing selfies or video calls.

This kit is designed for effortless magnetic mounting, working seamlessly with MagSafe-compatible phones and cases. For devices without MagSafe, a magnetic sticker (sold separately) can be used to ensure compatibility.





Image: The ShiftCam SnapGrip Creator Kit, showcasing the SnapGrip, SnapLight, and SnapPod assembled together, ready for use with a smartphone.

COMPONENTS

Your ShiftCam SnapGrip Creator Kit contains the following items:

- SnapGrip
- SnapLight
- SnapPod



Image: Two setups of the ShiftCam SnapGrip Creator Kit in use. One shows the SnapGrip and SnapLight attached to a phone on the SnapPod, while the other shows the SnapLight attached to the SnapGrip with the phone mounted on the SnapPod.

SETUP

1. **Prepare your Smartphone:** Ensure your smartphone is MagSafe-compatible. If not, attach a magnetic sticker (sold separately) to the back of your phone or phone case for secure magnetic mounting.
2. **Attach SnapGrip:** Align the SnapGrip with the magnetic area on the back of your smartphone. It will snap securely into place. The SnapGrip provides a comfortable camera-like grip and includes a wireless shutter button.
3. **Attach SnapLight:** The SnapLight can be magnetically attached to the SnapGrip or directly to your phone/case if desired. It provides adjustable lighting for your content.

4. **Attach SnapPod:** The SnapPod can be attached to the bottom of the SnapGrip or directly to your phone/case if it has a standard tripod mount. It functions as both a stable tripod and an extendable selfie stick.

Transform Your Shots With

Award Winning Products



reddot winner 2018



reddot winner 2021



reddot winner 2023



DESIGN
AWARD
2021



A'DESIGN AWARD
WINNER 2021
BRONZE

Image: A visual guide demonstrating MagSafe compatibility. An iPhone 12 series or above is shown with the SnapGrip attached directly, while a Samsung phone is shown using a magnetic sticker on its case for compatibility.

OPERATING INSTRUCTIONS

Using the SnapGrip

- **Power On/Off:** Press and hold the power button on the SnapGrip to turn it on or off.
- **Wireless Shutter:** Once connected via Bluetooth to your smartphone, press the shutter button on the SnapGrip to capture photos or start/stop video recording.
- **Charging:** The SnapGrip has a built-in battery. Connect it to a USB-C power source to charge. It can also

wirelessly charge your MagSafe-compatible phone.

Using the SnapLight

- **Power On/Off:** Press the power button on the SnapLight to turn it on or off.
- **Adjust Brightness:** Repeatedly press the power button to cycle through the four adjustable brightness levels.
- **Mirror Function:** The SnapLight features a built-in mirror for convenient selfie framing and touch-ups.

Using the SnapPod

- **Tripod Mode:** Extend the legs of the SnapPod to create a stable tripod for hands-free filming or photography.
- **Selfie Stick Mode:** Collapse the legs and extend the telescopic arm to use the SnapPod as a selfie stick for wider shots.
- **Quick Release:** The SnapPod features a quick-release handle for easy attachment and detachment of your phone or other accessories.

Creator Kit SnapLight

LED ring light for hands-free lighting with added mirror function for ultimate brightness.




Image: A four-panel image illustrating the core functions of the SnapGrip: "Snap" (magnetic attachment), "Grip" (comfortable holding), "Shoot" (wireless shutter button), and "Charge" (wireless charging capability).

Creator Kit SnapPod

Quick-release
handle and mount to
use as selfie stick
and use as
hands-free tripod.



Image: A woman holding a smartphone with the SnapLight attached, demonstrating its use as an LED ring light for hands-free lighting with a built-in mirror.

Works with MagSafe

iPhone 12 Series and Above



If using with Case, must be
MagSafe-Enabled.

Works with All Phones

With MagSafe Sticker



Use on outer layer only, either directly
on Phone or Case.

(Samsung, Motorola, Pixel, LG, OnePlus, Huawei, Xiaomi, etc)

Image: A woman using the SnapPod as a hands-free tripod while cooking, highlighting its quick-release handle and dual functionality as a selfie stick.

MAINTENANCE

- **Cleaning:** Use a soft, dry cloth to clean the surfaces of the SnapGrip, SnapLight, and SnapPod. Avoid using harsh chemicals or abrasive materials.
- **Storage:** Store the kit in a cool, dry place away from direct sunlight and extreme temperatures. Use the included travel pouch to keep components organized and protected.
- **Battery Care:** For optimal battery life, avoid fully discharging the SnapGrip's battery frequently. Charge it regularly, even if not in use for extended periods.

TROUBLESHOOTING

- **SnapGrip Not Connecting:**
 - Ensure Bluetooth is enabled on your smartphone.
 - Make sure the SnapGrip is powered on and fully charged.
 - Try unpairing and re-pairing the SnapGrip in your phone's Bluetooth settings.
- **SnapLight Not Turning On/Adjusting Brightness:**
 - Check if the SnapLight is charged.
 - Ensure the power button is being pressed correctly.
- **Magnetic Attachment Issues:**
 - Verify your phone/case is MagSafe-compatible or has a properly installed magnetic sticker.

- Ensure no foreign objects are between the magnetic surfaces.

SPECIFICATIONS


Feature	Detail
Product Dimensions	7.87 x 1.97 x 3.94 inches
Item Weight	4.9 ounces (140 Grams)
ASIN	B0B7526YYK
Item Model Number	SG001
Batteries	A batteries required (included)
Date First Available	July 20, 2022
Manufacturer	ShiftCam
Color	Midnight
Brand	ShiftCam
Compatible Devices	Cellphone
UPC	655729667821

WARRANTY AND SUPPORT

ShiftCam products are designed for durability and performance. For detailed warranty information and customer support, please refer to the official ShiftCam website or contact their customer service directly. Keep your proof of purchase for any warranty claims.

For further assistance, visit the [ShiftCam Store on Amazon](#).

Documents - ShiftCam – SG001




[pdf]

COCO Model Difference Statement ShiftCam Limited SG001 SnapGrip SnapLight 2A7IM 2A7IMSG001 sg001

ShiftCam Limited. Model difference statement Product Name: SnapGrip SnapLight Model No.: **SG001-XX, SG001-MN, SG001-AB, SG001-BJ, SG001-PK, SG001-PO** We ShiftCam Limited., Unit 10, 7/ F, Goldfield Industrial Centre, 1 Sui Wo Road, Fo Tan, Shatin, NT, Hong Kong hereby state that all the models are th...

lang: **score:34** filesize: 181.15 K page_count: 1 document date: 2022-09-01




[pdf] Instructions Test Report SAR Rating

49 Leo su RF Exposure Evaluation Report 5mm ShiftCam Limited SG001 SnapGrip SnapLight 2A7IM 2A7IMSG001 sg001

RF EXPOSURE Test Report Report No.: MTi220629006-01E3 Date of issue: 2022-09-14 Applicant: ShiftCam Limited Product: Model s : FCC ID: SnapGrip SnapLight **SG001-XX, SG001-MN, SG001-AB, SG001-BJ, SG001-PK, SG001-PO** 2A7IM-**SG001** Shenzhen Microtest Co., Ltd. http://www.mtitest.com Address: 101, N...

lang:en **score:33** filesize: 239.03 K page_count: 6 document date: 2022-09-14




[\[pdf\]](#) Instructions Test Report

EN55022 24 report leon chen Shenzhen Microtest Co Ltd MPE Test Report ShiftCam Limited SG001

SnapGrip SnapLight 2A7IM 2A7IMSG001 sg001

Test Report Report No.: MTi220629006-01E4 Date of issue: 2022-09-14 Applicant: ShiftCam Limited Product: Model s : FCC ID: SnapGrip SnapLight **SG001-XX, SG001-MN, SG001-AB, SG001-BJ, SG001-PK, SG001-PO 2A7IM-SG001** Shenzhen Microtest Co., Ltd. <http://www.mtitest.com> Address: 101, No. 7, Zone 2...

lang:en score:32 filesize: 289.65 K page_count: 18 document date: 2022-09-14




[\[pdf\]](#) Instructions Test Report

EN55022 24 report leon chen Shenzhen Microtest Co Ltd Test Report 15C ShiftCam Limited SG001

SnapGrip SnapLight 2A7IM 2A7IMSG001 sg001

Test Report Report No.: MTi220629006-01E2 Date of issue: 2022-09-14 Applicant: ShiftCam Limited Product: Model s : FCC ID: SnapGrip SnapLight **SG001-XX, SG001-MN, SG001-AB, SG001-BJ, SG001-PK, SG001-PO 2A7IM-SG001** Shenzhen Microtest Co., Ltd. <http://www.mtitest.com> Address: 101, No. 7, Zone 2...

lang:en score:31 filesize: 717.35 K page_count: 22 document date: 2022-09-14




[\[pdf\]](#) Agent Authorization

10 Administrator FCC Agent Authorization Letter ShiftCam Limited SG001 SnapGrip SnapLight 2A7IM 2A7IMSG001 sg001

ShiftCam Limited FCC Agent Authorization Letter Federal Communications Commission Authorization and Evaluation Division 1435 Oakland Mills Road Columbia, MD 21046 Date: 9/2/2022 SUBJECT: FCC Application for FCC ID: 2A7IM-**SG001** To Whom It May Concern: We, the undersigned, hereby authorize Shenzhen...


lang:en score:30 filesize: 39.63 K page_count: 1 document date: 2022-09-02



[\[pdf\]](#) Instructions Test Report

Measurement Report Leo su Nei Test Part 15 247 ShiftCam Limited SG001 SnapGrip SnapLight 2A7IM 2A7IMSG001 sg001

Test Report Report No.: MTi220629006-01E1 Date of issue: 2022-09-14 Applicant: ShiftCam Limited Product: Model s : FCC ID: SnapGrip SnapLight **SG001-XX**, **SG001-MN**, **SG001-AB**, **SG001-BJ**, **SG001-PK**, **SG001-PO** 2A7IM-**SG001** Shenzhen Microtest Co., Ltd. <http://www.mtitest.com> Address: 101, No. 7, Zone 2...
lang:en score:30 filesize: 4.76 M page_count: 43 document date: 2022-09-14




[\[pdf\]](#) Confidentiality Request Letter

FCC Confidentiality Request Letter ShiftCam Limited SG001 SnapGrip SnapLight 2A7IM 2A7IMSG001 sg001

ShiftCam Limited Federal Communications Commission Authorization and Evaluation Division Confidentiality Request regarding application for certification of FCC ID: 2_A_7_I_M_-_S_G_0_0_1 Pursuant to Sections 0.457 and 0.459 of the Commission s Rules, we hereby request confidential treatment ...


lang:en score:23 filesize: 55.3 K page_count: 1 document date: 2022-09-02



[\[pdf\]](#) User Manual Instructions

SnapGrip P301 Users Manual ShiftCam Limited SG001 SnapLight 2A7IM 2A7IMSG001 sg001
Bluetooth and wireless charging cannot be used simultaneously while charging
Warning This device complies with part 15 of the FCC Rules. Operation is subject to the following two conditions: 1 This device may not cause harmful interference, and 2 this device must accept any interference rec...

lang:en score:21 filesize: 2.31 M page_count: 9 document date: 2022-09-14




[\[pdf\]](#) Product Photos Teardown

ATTACHMENT PHOTOGRAPHS OF EUT WwW YImF CoM Internal Photos ShiftCam Limited SG001 SnapGrip SnapLight 2A7IM 2A7IMSG001 sg001

Appendix - EUT Photos Page 1 of 6 Model: **SG001-XX** Photo 1 Photo 2 Address: 101, No. 7, Zone 2, Xinxing Industrial Park, Fuhai Avenue, Xinhe Community, Fuhai Street, Bao an District, Shenzhen, Guangdong, China Tel: 86-755 88850135 Fax: 86-755 88850136 Web:www.mtitest.com E-mail: mti 51mti.c...

lang:tl score:20 filesize: 4.88 M page_count: 6 document date: 2022-09-14




[\[pdf\]](#) Product Photos

ATTACHMENT PHOTOGRAPHS OF EUT WwW YImF CoM Test Setup Photos ShiftCam Limited SG001 SnapGrip SnapLight 2A7IM 2A7IMSG001 sg001

Page 1 of 4 Appendix - Test Setup Photos Model: **SG001**-XX Radiated emissions Below 30 MHz Radiated emissions Below 1 GHz Address: 101, No. 7, Zone 2, Xinxing Industrial Park, Fuhai Avenue, Xinhe Community, Fuhai Street, Bao an District, Shenzhen, Guangdong, China Tel: 86-755 88850135 Fax: ...

lang:tl score:20 filesize: 1.86 M page_count: 4 document date: 2022-09-14



[\[pdf\]](#) Product Photos

ATTACHMENT PHOTOGRAPHS OF EUT WwW YImF CoM External Photos ShiftCam Limited SG001 SnapGrip SnapLight 2A7IM 2A7IMSG001 sg001

Appendix - Ext Photos Page 1 of 9 Model: **SG001**-XX Photo 1 Photo 2 Address: 101, No. 7, Zone 2, Xinxing Industrial Park, Fuhai Avenue, Xinhe Community, Fuhai Street, Bao an District, Shenzhen, Guangdong, China Tel: 86-755 88850135 Fax: 86-755 88850136 Web:www.mtitest.com E-mail: mti 51mti.c...

lang:tl score:20 filesize: 2.24 M page_count: 9 document date: 2022-09-14



[pdf] Label

Administrator Microsoft ID Label ShiftCam Limited SG001 SnapGrip SnapLight 2A7IM 2A7IMSG001
sg001

Siza26x50mm ...

lang:tl score:14 filesize: 78.32 K page_count: 1 document date: 2022-09-01



[pdf] Specifications Diagram

43 8 18 0 08 105P 6 7UHà¿EÑ ¿ Ä —5 Antenna Specification Coil Specifications ShiftCam Limited
SG001 SnapGrip SnapLight 2A7IM 2A7IMSG001 sg001

: CUSTOMER: CUST P/N: YUYAO P/N: D E S T: DATE: VERSION: SPECIFICATION
FOR APPROVAL 20*0.08*105P*10TS-6.4UH-42MM 2022.07.01 V0 PREPARED BY
CHECKED BY APPROVED BY CUSTOMER APPROVE DONGGUAN YUYAO
ELECTRONIC TECHNOLOGY CO.,LTD 121 TEL: 0769-82866410 FAX: 0769...

lang:i-klngon score:12 filesize: 1.14 M page_count: 5 document date: 2022-07-01