

## Cybex 522001703

# Cybex Libelle Lightweight Travel Stroller Instruction Manual

Model: 522001703

[Introduction](#)   [Setup & Assembly](#)   [Operation](#)   [Maintenance](#)   [Troubleshooting](#)   [Specifications](#)  
[Warranty & Support](#)

## 1. INTRODUCTION

---

This manual provides essential instructions for the safe and proper use, maintenance, and care of your Cybex Libelle Lightweight Travel Stroller. Designed for everyday adventures, the Libelle stroller offers an ultra-compact fold, making it ideal for travel and easy storage.

Please read this manual thoroughly before using the product and keep it for future reference.



Image: A full view of the Cybex Libelle Lightweight Travel Stroller in Moon Black, showcasing its sleek design and compact form.

## 2. SETUP & ASSEMBLY

---

### 2.1 Unfolding the Stroller

The Cybex Libelle stroller features a quick and compact fold for easy portability. To unfold the stroller:

1. Ensure the stroller is on a flat, stable surface.
2. Release the folding latch (if engaged).
3. Grasp the handlebars and lift upwards, allowing the frame to extend until it locks into place. You should hear an audible click.

## ULTRA-COMPACT FOLD

Folds into an ultra-compact, self-standing package in seconds for easy storage



## CARRY-ON COMPLIANT

Folds small enough to carry on an airplane\*



## ONE-HAND ADJUSTABLE RECLINE

Including a near-flat position for customized comfort



\*AIRLINE LUGGAGE AND CARRY-ON ALLOWANCES MAY VARY, AND ARE SUBJECT TO CHANGE. PLEASE CHECK AIRLINE WEBSITES PRIOR TO DEPARTURE

Image: A visual guide illustrating the step-by-step process of unfolding the Cybex Libelle stroller, from its folded, compact form to its fully assembled, ready-to-use position. This includes a depiction of car seat attachment, which is sold separately.

## 2.2 Car Seat Compatibility (Travel System Ready)

The Libelle stroller is compatible with CYBEX infant car seats (sold separately) to create a convenient travel system. Car seat adapters are included with your purchase.

1. Attach the provided car seat adapters to the stroller frame as instructed in the adapter manual.
2. Securely attach your CYBEX infant car seat to the adapters until it clicks into place.
3. Always ensure the car seat is firmly attached before use.

## 3. OPERATION

### 3.1 Folding the Stroller

The Libelle stroller features one of the smallest folds in the world, making it carry-on compliant for many airlines (always check airline policies). To fold the stroller:

1. Ensure your child is removed from the stroller.
2. Locate the folding mechanisms on the handlebars.
3. Follow the specific folding sequence to collapse the stroller into its ultra-compact, self-standing package.




Image: An image of a woman effortlessly carrying the folded Cybex Libelle stroller, highlighting its ultra-lightweight design, making it easy to transport and store.

### 3.2 Adjusting Recline and Leg Rest

The stroller offers an easy one-hand adjustable recline, including a near-flat position, and an adjustable leg rest for ergonomic sitting and lying positions.

- To recline the seat: Locate the recline mechanism behind the seat and adjust to the desired position.
- To adjust the leg rest: Use the buttons or levers on the side of the leg rest to raise or lower it.

# LIBELLE 2

ULTRA-COMPACT STROLLER



**TRAVEL SYSTEM  
READY**

**ONE-HAND  
ADJUSTABLE  
RECLINE**

**SMOOTH  
FRONT-WHEEL  
SUSPENSION**

**ADJUSTABLE  
LEG REST**

**XXL SUN  
CANOPY**

Image: A detailed image of the Cybex Libelle stroller, pointing out its main features such as its readiness for a travel system, one-hand adjustable recline, smooth front-wheel suspension, adjustable leg rest, and an XXL sun canopy for enhanced child comfort and protection.

## 3.3 One-Pull Harness System

Secure your child in seconds with the convenient one-pull harness system.

1. Place your child in the seat.
2. Bring the shoulder straps over your child's shoulders and connect them to the buckle.
3. Pull the strap at the bottom to tighten the harness for a secure fit.
4. To release, press the button on the buckle.

## 3.4 XL Sun Canopy

The stroller features an XL sun canopy with a UPF 50+ rating to protect your child from the sun.

- Extend the canopy fully to provide maximum shade.
- Retract the canopy when not needed.

## 3.5 Smooth Front Wheel Suspension

The smooth front wheel suspension provides steady handling and a comfortable ride for your child.

### 3.6 Storage Basket

A small storage basket is located underneath the seat for carrying essential items. Please do not overload the basket beyond its recommended weight limit.

## 4. MAINTENANCE

### 4.1 Cleaning Instructions

To maintain the cleanliness and longevity of your stroller:

- **Fabrics:** Machine wash fabrics separately in cold water, with mild detergent, on a delicate cycle. Hang dry.
- **Frame:** Wipe the frame with a damp cloth and mild soap. Dry thoroughly.
- **Wheels:** Regularly check and clean the wheels to remove dirt and debris.

## 5. TROUBLESHOOTING

If you encounter any issues with your Cybex Libelle stroller, please refer to the following common solutions:

- **Stroller does not unfold/fold smoothly:** Ensure all locking mechanisms are disengaged before attempting to fold or unfold. Check for any obstructions in the folding joints.
- **Wheels are stiff or squeaky:** Clean any debris from the wheel axles. Lubricate moving parts with a silicone-based spray if necessary.
- **Harness is difficult to adjust:** Ensure the one-pull adjustment strap is free from twists or obstructions.

For further assistance, please contact Cybex customer support.

## 6. SPECIFICATIONS

Feature	Detail
Brand	Cybex
Model Number	522001703
Color	Moon Black
Item Weight	13.7 lbs (approx. 14 Pounds)
Maximum Weight Recommendation	55 Pounds
Age Range (Description)	Baby
Item Dimensions (L x W x H)	29"L x 21"W x 41"H
Folded Size	13" x 8" x 19"
Frame Material	Aluminum
Fabric Type (Seat Pad)	95% Polyester Fiber, 5% Polyurethane Foam Pad
Fabric Type (Harness Covers)	100% Polyester Fiber

Canopy Material	Polyester
Harness Type	5 Point with One-Pull Adjustment
Number of Wheels	4
Included Components	Car Seat Adapters

## 7. WARRANTY & SUPPORT

### 7.1 Manufacturer Warranty






The Cybex Libelle Lightweight Travel Stroller comes with a **2 Year Limited Warranty** from the manufacturer. Please retain your proof of purchase for warranty claims.

### 7.2 Customer Support

For any questions, concerns, or warranty claims, please visit the official Cybex website or contact their customer service department. Contact information can typically be found on the product packaging or the official brand website.

© 2023 Cybex. All rights reserved.

### Related Documents - 522001703

	<a href="#">CYBEX Libelle Stroller User Manual and Guide</a> This manual provides comprehensive instructions for the CYBEX Libelle stroller, covering setup, operation, safety features, and maintenance. Learn how to fold, unfold, adjust the harness, and use accessories for your lightweight and compact travel stroller.
	<a href="#">Cybex Libelle Stroller User Manual</a> Comprehensive user manual for the Cybex Libelle stroller, covering setup, features, safety, and maintenance. Includes multilingual instructions and diagrams.
	<a href="#">CYBEX Orfeo Stroller User Manual - Setup, Features, and Safety Guide</a> Comprehensive user manual for the CYBEX Orfeo stroller, detailing assembly, setup, safety features, harness operation, folding, and maintenance. Includes weight limits and manufacturer information.
	<a href="#">Cybex Orfeo Lightweight Stroller: User Manual &amp; Instructions</a> Comprehensive guide for the Cybex Orfeo lightweight stroller. Learn how to set up, fold, use the harness, attach accessories like the rain cover, and understand weight limits. Includes safety warnings and product details.
	<a href="#">CYBEX Eos Stroller/Travel System Owner's Manual - Guide &amp; Safety</a> Comprehensive owner's manual for the CYBEX Eos Stroller/Travel System, providing detailed instructions on assembly, usage, safety, care, and maintenance for optimal performance and child safety.

cybex

ORFEO



### [Cybex Orfeo Stroller: User Manual and Instructions](#)

Comprehensive user manual and instructions for the Cybex Orfeo stroller, covering setup, features, safety, and maintenance. Learn how to use and care for your Orfeo stroller.