

## CaDA C61029W

# CaDA C61029W Pink Holiday Building Block Set Instruction Manual

## INTRODUCTION

This instruction manual provides detailed guidance for the assembly, operation, and maintenance of your CaDA C61029W Pink Holiday building block set. Please read this manual thoroughly before beginning assembly to ensure a smooth and enjoyable building experience. Keep this manual for future reference.

## SAFETY INFORMATION

Please observe the following safety guidelines:

- **Small Parts Warning:** This product contains small parts and is not suitable for children under 3 years due to choking hazards.
- **Recommended Age:** The manufacturer recommends this product for ages 18 months and up, focusing on building skills. Adult supervision is advised during assembly and play, especially for younger users.
- **Material Safety:** The building blocks are made from non-toxic plastic.
- Refer to the product packaging for any additional safety warnings or specific instructions.

## PACKAGE CONTENTS

Upon opening the package, verify that all components are present:

- CaDA C61029W Building Block Set (1181 pieces)
- Detailed Pictorial Instruction Manual

No additional glue or tools are required for assembly; the set is designed for interlocking construction.

## ASSEMBLY INSTRUCTIONS

Follow the included pictorial instruction manual step-by-step for accurate assembly. Each step is clearly illustrated to guide you through the construction process.

1. **Unpack Components:** Carefully open the packaging and sort the building blocks. It may be helpful to organize pieces by color or type before starting.
2. **Follow Pictorial Guide:** Refer to the dedicated instruction booklet for a visual, step-by-step guide. Each image depicts the parts needed for that step and how they connect.
3. **Secure Connections:** Ensure each block is firmly connected to the previous one to maintain structural integrity.
4. **Review Each Step:** Before proceeding to the next step, double-check that all connections from the current step are correct.



Image: The fully assembled CaDA C61029W Pink Holiday building block car model, showcasing its pink exterior and detailed interior.

The assembly process is designed to enhance building skills and provide an engaging experience. Take your time and enjoy the construction.

## OPERATING THE MODEL

Once assembled, the CaDA C61029W Pink Holiday model is primarily designed for display and imaginative play. It features a 1:12 scale replica of a holiday car.

- **Display:** Place the finished model on a stable surface for exhibition.
- **Play:** The model can be used for creative play, encouraging imagination and storytelling.
- **Interactive Features:** While specific interactive features are not detailed, building block models often include movable parts like wheels or opening doors, depending on the design. Explore your assembled model for such functionalities.

## MAINTENANCE

To ensure the longevity and appearance of your CaDA C61029W model, follow these simple maintenance tips:

- **Cleaning:** Gently wipe the model with a soft, slightly damp cloth to remove dust and dirt. Avoid using harsh chemicals or abrasive materials.
- **Storage:** Store the model in a cool, dry place away from direct sunlight to prevent discoloration or material degradation.

- **Handling:** Handle the model with care to avoid accidental disassembly or damage to delicate parts.

## TROUBLESHOOTING

If you encounter any issues during assembly or with the finished model, consider the following:

- **Missing Pieces:** Carefully re-check the packaging and surrounding area. If pieces are genuinely missing, refer to the support section.
- **Assembly Difficulties:** Review the instruction manual for the specific step causing difficulty. Ensure all pieces are oriented correctly and fully pressed into place.
- **Loose Connections:** If parts feel loose, gently press them together more firmly.


## SPECIFICATIONS

Brand	CaDA
Model Number	C61029W
Product Name	Pink Holiday Building Block Set
Number of Pieces	1181
Scale	1:12
Dimensions (L x W x H)	370 x 100 x 170 mm (approximate assembled size)
Material	Plastic
Recommended Age	18 months and up
Educational Value	Building Skill

## WARRANTY AND SUPPORT






For any questions, concerns, or assistance with missing parts or assembly, please contact CaDA customer support. Refer to the product packaging or the official CaDA website for contact information. Specific warranty details may vary by region and retailer. Please retain your proof of purchase for any warranty claims.

### Related Documents - C61029W



[CaDA Master Mechanical Safe Building Set Instructions](#)

Detailed instructions for assembling the CaDA Master Mechanical Safe building block set. Learn how to construct and understand the mechanics of this intricate model.

	<p><a href="#">CADA Street Coffee Shop Building Blocks Assembly Instructions C66005</a></p> <p>Step-by-step assembly guide for the CADA Street Coffee Shop building block set (C66005), featuring a personal introduction from the designer, Ohsojang.</p>
	<p><a href="#">CaDA C61082 Functional Excavator Building Instructions</a></p> <p>This comprehensive instruction manual guides builders through the assembly of the CaDA C61082 Functional Excavator, a detailed 1702-piece construction toy. Discover the process of building a realistic replica of an excavator with this step-by-step guide from CaDA.</p>
	<p><a href="#">CaDA C51073W Blue Race Car Building Blocks Assembly Instructions</a></p> <p>Detailed assembly instructions for the CaDA C51073W Blue Race Car building block set, featuring 325 pieces and dual mode control. Suitable for ages 6+.</p>
	<p><a href="#">CaDA C55052 Velocity Hurricane Building Instructions</a></p> <p>Step-by-step assembly guide for the CaDA C55052 Velocity Hurricane building toy car. Detailed instructions and parts list for constructing the model.</p>
	<p><a href="#">CaDA AE86 Trueno Initial D Building Blocks - Assembly Guide</a></p> <p>Detailed assembly instructions for the CaDA AE86 Trueno Initial D building block set (C61024). Learn how to construct this iconic car model.</p>

Documents - CaDA – C61029W

no relevant documents