

Morpheus 360 TW1500L

Morpheus 360 Spire True Wireless Earbuds User Manual

Model: TW1500L

[Introduction](#) [What's in the Box](#) [Setup](#) [Operating](#)
[Instructions](#) [Maintenance](#) [Troubleshooting](#) [Specifications](#) [Support](#)

1. INTRODUCTION

Thank you for choosing the Morpheus 360 Spire True Wireless Earbuds. These earbuds are designed to provide a high-fidelity audio experience with the convenience of true wireless technology. Featuring Bluetooth 5.2 for stable connectivity, a built-in microphone for clear calls, and one-touch media controls, they are also waterproof for use in various environments. The included magnetic charging case extends playtime up to 20 hours, ensuring your music and calls are always available.



Image 1: Morpheus 360 Spire True Wireless Earbuds and their charging case in Island Blue. The earbuds are shown resting in their charging slots within the open case.

2. WHAT'S IN THE BOX

The Morpheus 360 Spire True Wireless Earbuds package includes the following components:

- Morpheus 360 Spire True Wireless Earbuds (Left and Right)
- Magnetic Charging Case
- USB Charging Cable
- Multiple Sizes of Ear Cushions (Ear Tips)
- Protective Case (likely referring to the charging case itself, or a soft pouch if included)

3. SETUP GUIDE

3.1 Initial Charging

Before first use, fully charge the earbuds and the charging case. Place the earbuds into the charging case. Connect the provided USB charging cable to the charging case and a compatible USB power source (e.g., computer USB port, wall adapter). The indicator lights on the case will show charging status.

3.2 Earbud Fit

For optimal sound quality and comfort, select the ear cushions that best fit your ears. Gently insert each earbud into

your ear canal and twist slightly to secure a snug fit. A proper seal is essential for bass response and noise isolation.

3.3 Bluetooth Pairing

1. Ensure the earbuds are charged.
2. Open the charging case. The earbuds will automatically enter pairing mode, and their indicator lights may flash.
3. On your device (smartphone, tablet, computer), enable Bluetooth.
4. Search for available Bluetooth devices. You should see "Morpheus 360 Spire" or a similar name in the list.
5. Select the earbuds from the list to connect. Once connected, a voice prompt will confirm successful pairing, and the earbud indicator lights will stop flashing.
6. If pairing fails, turn off Bluetooth on your device, place the earbuds back in the case, close the case, then repeat the steps.




Image 2: Left: Morpheus 360 Spire Earbuds inside their charging case. Right: The two Morpheus 360 Spire Earbuds shown outside of their charging case, highlighting their compact design.

4. OPERATING INSTRUCTIONS

The Morpheus 360 Spire earbuds feature intuitive touch controls on each earbud for managing media playback, calls, and voice assistants.

4.1 Touch Controls

The control functions are identical on both the left and right earbuds, offering flexibility in use.





Image 3: Illustration of touch controls for Morpheus 360 Spire Earbuds. It shows the actions for single press, double press, triple press, and press and hold for 3 seconds on either the left or right earbud.

Earbud Touch Control Functions

Action	Function
Press Once on either earbud	Play / Pause music, Pick Up / Hang Up calls
Double Press on either earbud	Volume Up
Triple Press on either earbud	Next Track
Press and Hold 3 Seconds on either earbud	Voice Assistant activation (Siri, Google Assistant)

4.2 Charging the Earbuds and Case

- **Charging Earbuds:** Place the earbuds into their respective slots in the charging case. They will automatically begin charging. The earbuds' indicator lights will show charging status and turn off when fully charged.
- **Charging Case:** Connect the USB charging cable to the charging port on the case and a USB power source. The case's indicator light will illuminate to show it is charging and turn solid when fully charged.
- A full charge for both earbuds and case provides up to 20 hours of total playtime.

5. MAINTENANCE

Proper maintenance ensures the longevity and optimal performance of your Morpheus 360 Spire earbuds.

- **Cleaning:** Regularly clean the earbuds and charging case with a soft, dry, lint-free cloth. For earwax or debris, use a cotton swab or a small, soft brush. Do not use abrasive cleaners or immerse the earbuds or case in water.
- **Water Resistance:** The earbuds are waterproof and sweatproof, suitable for gym use, sports, or light rain. However, they are not designed for swimming or submersion. Ensure the earbuds are dry before placing them back into the charging case to prevent damage.
- **Storage:** When not in use, store the earbuds in their charging case to protect them and keep them charged. Store in a cool, dry place away from extreme temperatures.
- **Battery Care:** To preserve battery life, avoid fully discharging the earbuds and case frequently. Charge them regularly, even if not in constant use.

6. TROUBLESHOOTING

If you encounter issues with your Morpheus 360 Spire earbuds, refer to the following common solutions:

Troubleshooting Guide

Problem	Possible Cause	Solution
Earbuds not pairing	Bluetooth is off, earbuds not in pairing mode, interference, previously paired device.	Ensure Bluetooth is on. Place earbuds in case, close, then reopen. Forget device on your phone and re-pair. Move closer to device.
No sound from earbuds	Not connected, low battery, volume too low, incorrect audio output.	Check Bluetooth connection. Charge earbuds. Increase volume on both earbuds and device. Select earbuds as audio output on your device.
One earbud not working	Low battery, connection issue, earbud not properly seated in case.	Ensure both earbuds are charged. Place both earbuds back in the case, close, then reopen to reset connection. Re-pair if necessary.
Charging issues	Dirty charging contacts, faulty cable/adaptor, case battery depleted.	Clean charging contacts on earbuds and case with a dry cotton swab. Try a different USB cable and power adapter. Ensure charging case is charged.
Poor call quality	Microphone obstruction, environmental noise, weak signal.	Ensure microphone is not covered. Move to a quieter environment. Stay within Bluetooth range of your device.

7. SPECIFICATIONS

Key technical specifications for the Morpheus 360 Spire True Wireless Earbuds:

Product Specifications

Feature	Detail
Model Name	Spire True Wireless Earbuds
Model Number	TW1500L
Connectivity Technology	Bluetooth, Wireless
Wireless Communication Technology	Bluetooth 5.2
Play Time	Up to 5 hours (earbuds), up to 20 hours total with charging case
Charging Time	Approximately 2 Hours
Noise Control	Sound Isolation
Sensitivity	32 dB
Impedance	32 Ohm
Water Resistance Level	Water Resistant (Sweatproof)
Control Type	Touch (Volume Control, Voice Control, Track Forward/Back, Power on/off)
Material	Plastic, Silicone Ear Tips
Item Weight	4 Ounces
Product Dimensions	2 x 1 x 1 inches
UPC	856816008415



**Hi-Fi Quality
Sound**



**20-Hour
Playtime**



**OneTouch
Media Controls**



**Waterproof
Sweatproof**

Image 4: Icons representing key features: Hi-Fi Quality Sound, 20-Hour Playtime, OneTouch Media Controls, and Waterproof/Sweatproof.



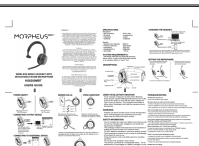



8. WARRANTY AND SUPPORT


Morpheus 360 products are manufactured with quality and reliability in mind. For specific warranty details, product registration, or technical assistance, please visit the official Morpheus 360 website or contact their customer support.

Official Brand Store: [Morpheus 360 Store on Amazon](#)

For the most up-to-date support information, please refer to the contact details provided with your product packaging or on the manufacturer's official website.

Related Documents - TW1500L

	<p>Morpheus 360 TW1500 Series True Wireless Earbuds User Guide</p> <p>User guide for the Morpheus 360 TW1500 Series True Wireless Earbuds, covering specifications, package contents, controls, Bluetooth pairing, charging, and troubleshooting.</p>
	<p>Morpheus 360 TW2750 Series True Wireless Earbuds User Guide</p> <p>User guide for the Morpheus 360 TW2750 Series True Wireless Earbuds, covering initial setup, charging, troubleshooting, and specifications.</p>
	<p>Morpheus 360 HS6200MBT Wireless Mono Headset User Guide</p> <p>User guide for the Morpheus 360 HS6200MBT wireless mono headset with detachable boom microphone. Learn about specifications, system requirements, setup, usage, and troubleshooting.</p>
	<p>Morpheus 360 HP5500 Series Wireless Stereo Headphones User Guide</p> <p>User guide for the Morpheus 360 HP5500 Series Wireless Stereo Headphones, covering specifications, package contents, system requirements, functions, charging, Bluetooth and wired modes, and troubleshooting.</p>
	<p>Morpheus 360 TW1500 Series True Wireless Earbuds User Guide</p> <p>User guide for the Morpheus 360 TW1500 Series True Wireless Earbuds, covering specifications, package contents, controls, Bluetooth pairing, charging, and troubleshooting.</p>
	<p>Morpheus 360 TW2750 Series True Wireless Earbuds User Guide</p> <p>User guide for the Morpheus 360 TW2750 Series True Wireless Earbuds, covering initial setup, charging, troubleshooting, and specifications.</p>



[pdf] Datasheet Safety Datasheet

Download Safety Data Sheet SDS Morpheus 360 PULSE HD Virtual Hybrid ANC True Wireless Earbuds White TW7800W OfficeCrave MHSTW7800W officecrave image data msds ||| Safety Data Sheet Brand: Morpheus 360 Model Number: TW1500B, TW1500G, **TW1500L**, TW1500W, TW2500B, TW7500B, TW7800B, TW7800W Description: True Wireless Headphones Product Detail: Electronics Containing Lithium-Ion Battery Information shown on this SDS was tested and verified by Shenzhen Tiansu Calibra... lang:en score:27 filesize: 4.32 M page_count: 10 document date: 2022-10-26



[pdf] Borchure

TW1500 Sellsheet Manufacturer Brochure Morpheus 360 Spire True Wireless Earbuds Bluetooth In Ear Headphones with Microphone TW1500W antonline 1072449028 content etilize ||| www.morpheus360.com TW1500 Series SPIRE True Wireless Earbuds Hi-Fi Quality Sound our Wireless Hea ... able User s Guide Shipping Information: Item Color TW1500B Black TW1500W White TW1500G Gray **TW1500L** Blue UPC Code 856816008385 856816008392 856816008408 856816008415 Box Dimensions 4.1 x 6.... lang:en score:22 filesize: 1.3 M page_count: 1 document date: 2022-03-16