

manuals.plus /

› [vidaXL](#) /

› [vidaXL 6-Piece Outdoor Patio Lounge Set Instruction Manual](#)

vidaXL coin + 3x central + repose-pied + table

vidaXL 6-Piece Outdoor Patio Lounge Set Instruction Manual

Model: coin + 3x central + repose-pied + table

1. INTRODUCTION

This manual provides essential instructions for the assembly, operation, and maintenance of your vidaXL 6-Piece Outdoor Patio Lounge Set. Please read this manual thoroughly before assembly and use to ensure safe and correct handling of the product. Keep this manual for future reference.

The vidaXL 6-Piece Outdoor Patio Lounge Set is a modular furniture system designed for outdoor use, featuring a durable PE rattan construction and comfortable cushions. Its modular design allows for flexible arrangement to suit various outdoor spaces.

2. SAFETY INFORMATION

- **Read all instructions:** Before assembly and use, carefully read and understand all instructions in this manual.
- **Adult assembly required:** Assembly should be performed by adults. Keep children away from the assembly area.
- **Check all parts:** Ensure all components are present and undamaged before beginning assembly. Do not use if any parts are missing or broken.
- **Stable surface:** Always place the lounge set on a flat, stable, and level surface to prevent tipping.
- **Weight limits:** Do not exceed the recommended weight capacity for each seating unit.
- **Weather conditions:** While made from weather-resistant materials, extreme weather conditions (heavy rain, strong winds, snow) may require additional protection or storage to prolong product life.
- **Fire safety:** Keep the lounge set away from open flames and heat sources.
- **Product care:** Follow the maintenance instructions to ensure longevity and safety.

3. PACKAGE CONTENTS

Verify that all components are included in your package before starting assembly.

- 1 x Corner Sofa Unit

- 3 x Middle Sofa Units
- 1 x Footrest Unit
- 1 x Coffee Table Unit
- Associated Cushions (seat and back cushions for each seating unit)
- Assembly Hardware (screws, bolts, tools if provided)

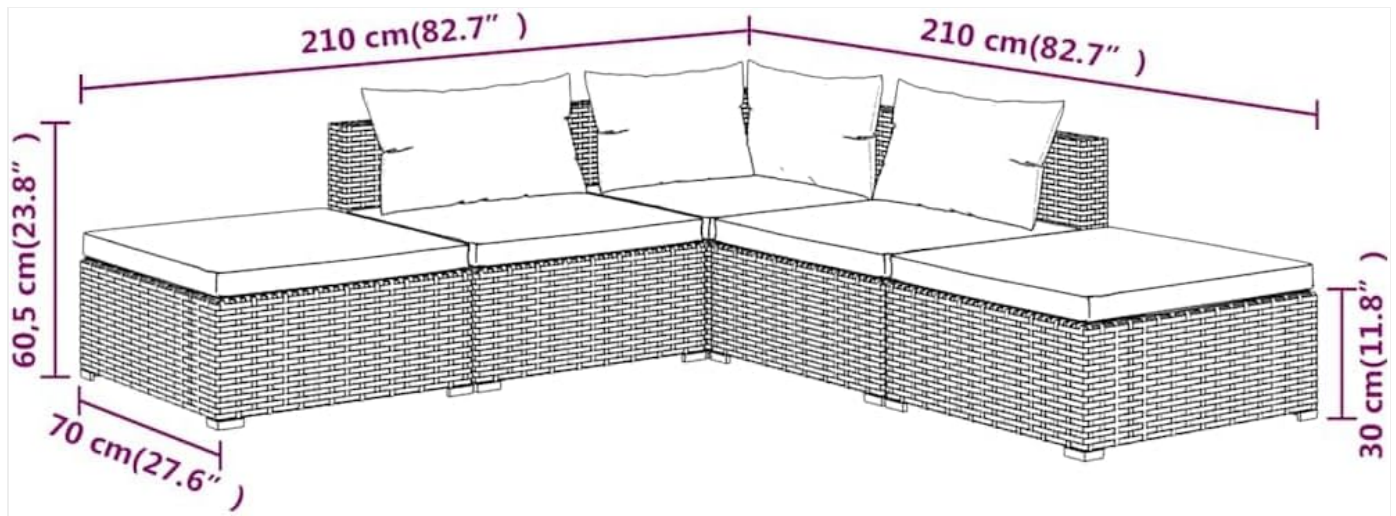


Figure 1: Overview of the vidaXL 6-Piece Outdoor Patio Lounge Set.

4. SETUP AND ASSEMBLY

Assembly is required for this lounge set. It is recommended to assemble the furniture with at least two adults.

4.1 Preparation

- Clear a spacious, clean, and level area for assembly.
- Unpack all components and hardware. Place them on a soft surface to prevent scratches.
- Identify each component using the parts list.

4.2 Assembly Steps

1. **Assemble individual units:** For each sofa unit (corner and middle), footrest, and coffee table, attach the legs and any connecting frames using the provided hardware. Ensure all screws are tightened securely but do not overtighten.
2. **Connect modular units:** If desired, use the included connectors (if applicable) to link the sofa units together to form your preferred configuration.
3. **Place cushions:** Once the frames are assembled and connected, place the seat and back cushions onto the respective units.



Figure 2: Overall dimensions of the assembled lounge set.

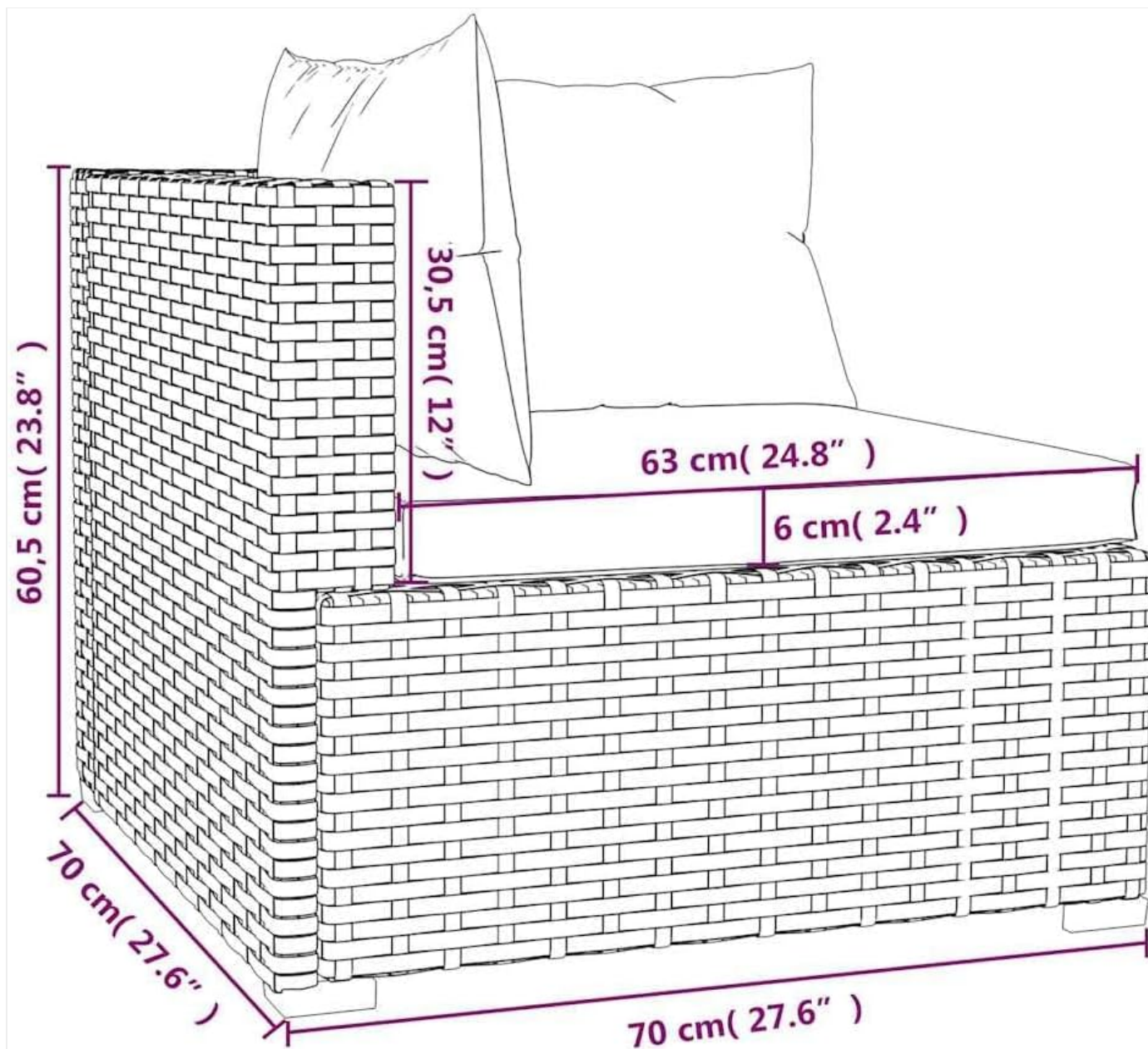


Figure 3: Dimensions of a corner sofa unit.

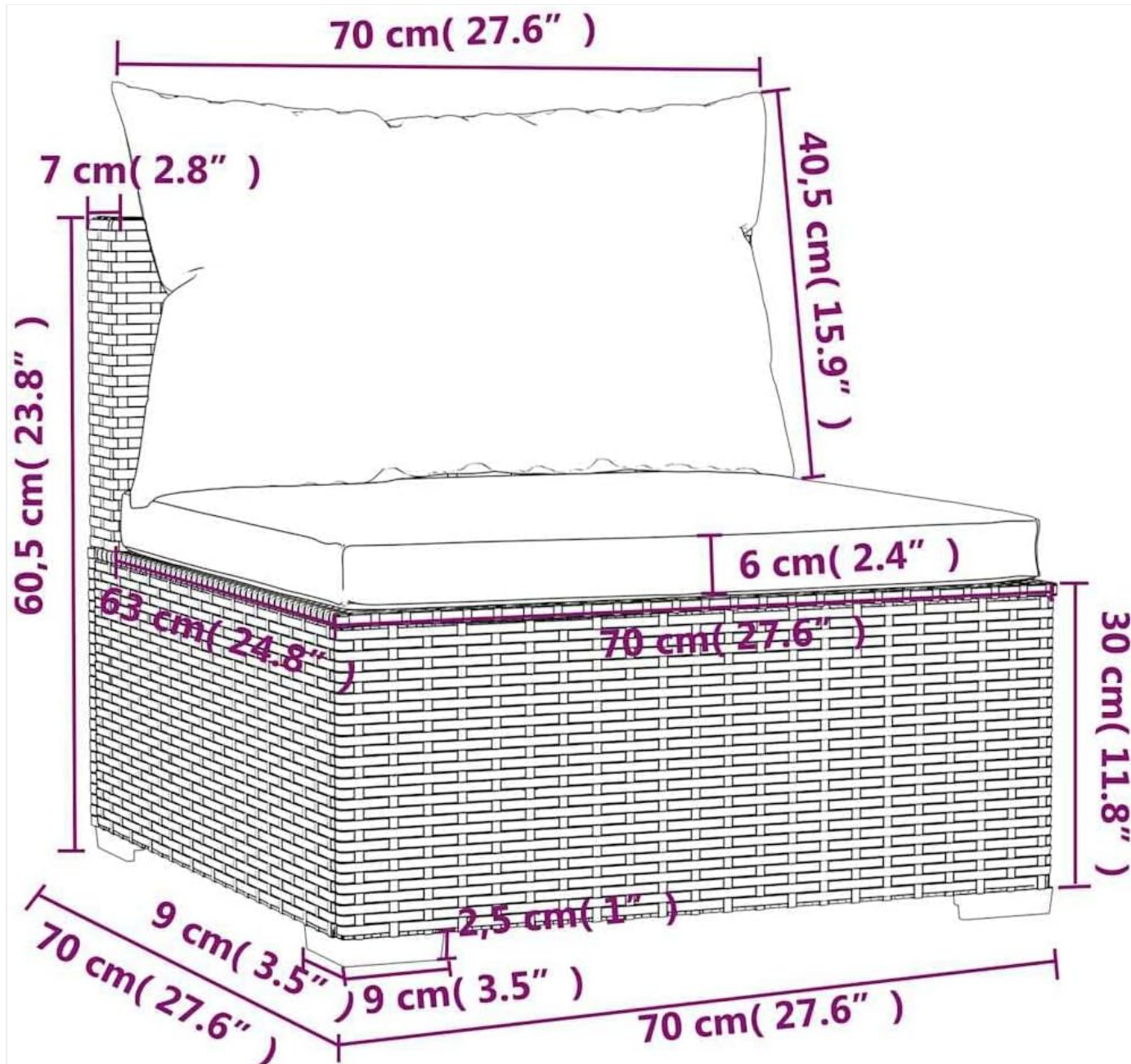


Figure 4: Dimensions of a middle sofa unit.

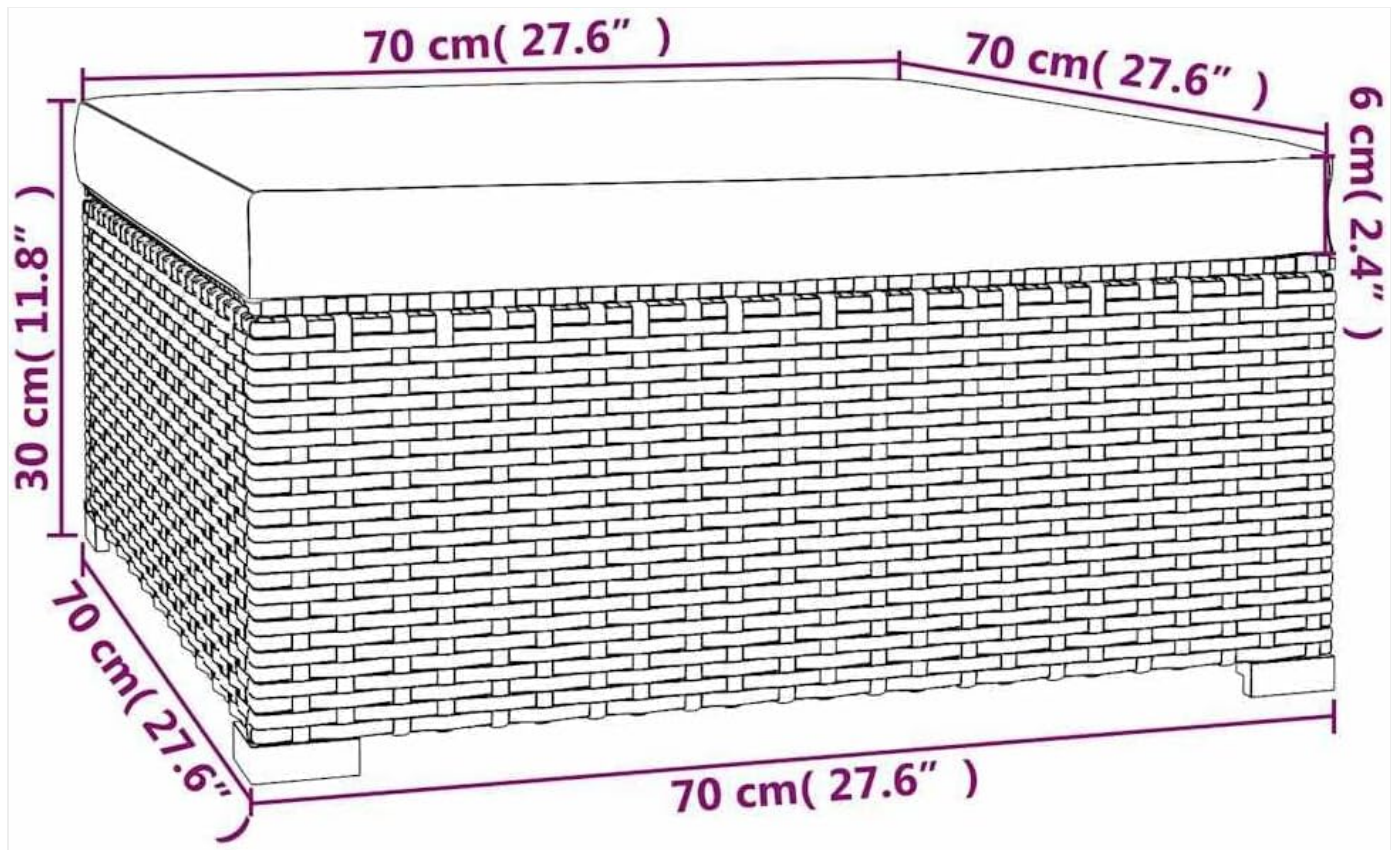


Figure 5: Dimensions of a footrest unit.

5. OPERATING AND USAGE

Your vidaXL lounge set is designed for comfortable outdoor seating. Its modular nature allows for various configurations.

- **Arrangement:** The individual units can be arranged in multiple ways to fit your patio, deck, or garden layout. Experiment with different configurations to find the most suitable setup for your space and needs.
- **Cushion use:** The included cushions provide enhanced comfort. Ensure they are properly placed on the seating units before use.
- **Outdoor use:** This set is intended for outdoor use. Avoid prolonged exposure to direct sunlight or harsh weather conditions when not in use to preserve the material and color.



Figure 6: Example arrangement of the modular lounge set.

6. MAINTENANCE

Proper care and maintenance will extend the life and appearance of your lounge set.

- **Cleaning the rattan:** Wipe the polyethylene (PE) rattan surfaces with a dry cloth regularly to remove dust and dirt. For more stubborn dirt, use a mild soap solution and a soft brush, then rinse with clean water and dry thoroughly. Avoid abrasive cleaners.
- **Cushion care:** The cushions are designed for outdoor use. For general cleaning, spot clean with a mild soap and water solution. Allow to air dry completely. Store cushions indoors or in a waterproof storage box during inclement weather or when not in use for extended periods to prevent mildew and fading.
- **Frame care:** The powder-coated steel frame is resistant to rust, but inspect it periodically for any signs of wear or damage. Touch up any scratches to prevent rust.
- **Winter storage:** During winter months or prolonged periods of non-use, it is recommended to store the entire set indoors or cover it with a protective, waterproof cover to shield it from harsh elements.

7. TROUBLESHOOTING

Problem	Possible Cause	Solution
Set feels unstable or wobbly.	Uneven ground; loose assembly hardware.	Ensure the set is on a level surface. Check and tighten all screws and bolts.
Cushions are getting wet or dirty quickly.	Exposure to rain or excessive dirt.	Store cushions indoors or use a protective cover when not in use or during bad weather. Clean regularly as per maintenance instructions.
Difficulty assembling units.	Incorrect part orientation; missing hardware.	Refer to the assembly diagrams and instructions carefully. Verify all hardware is present. Contact customer support if parts are missing.

8. SPECIFICATIONS

Feature	Detail
Model Number	coin + 3x central + repose-pied + table
Brand	vidaXL
Material	Polyethylene (PE) Rattan, Powder-Coated Steel Frame
Color	Brown and Cinnamon Red
Product Dimensions (Overall)	Approximately 27.56 x 27.56 x 23.82 inches (Individual units vary)
Item Weight	Approximately 103.3 pounds (46.94 Kilograms)
Assembly Required	Yes
Product Care Instructions	Wipe with Dry Cloth

9. CUSTOMER SUPPORT

For any questions, missing parts, or assistance with your vidaXL 6-Piece Outdoor Patio Lounge Set, please contact vidaXL customer support. Refer to your purchase documentation for specific contact details or visit the official vidaXL website.

Online Resources: [Visit the vidaXL Store on Amazon](#)

