

ProCase PC-08363560

ProCase Slim Smart Case Instruction Manual

For Lenovo Tab M10 10.1-inch (3rd Gen) Models TB328FU / TB328XU

Brand: ProCase | Model: PC-08363560

INTRODUCTION

This manual provides comprehensive instructions for the installation, operation, and maintenance of your ProCase Slim Smart Case for the Lenovo Tab M10 10.1-inch (3rd Gen). Please read this manual thoroughly to ensure proper use and to maximize the lifespan of your product.

COMPATIBILITY

This ProCase Slim Smart Case is designed exclusively for the **2022 Lenovo Tab M10 10.1-inch (3rd Gen)** models: **TB328FU** and **TB328XU**. It is not compatible with any other tablet models, including the Lenovo Tab M10 Plus 10.6-inch (3rd Gen) 2022 (TB125FU / TB128FU / TB128XU).

Compatibility

Only Fits: **Lenovo Tab M10 10.1" (3rd Gen) 2022**
(TB328FU / TB328XU)

Kindly Note: Please confirm the model number "TB**" by clicking
Settings → **System** → **About Tablet** → **Model** before purchase

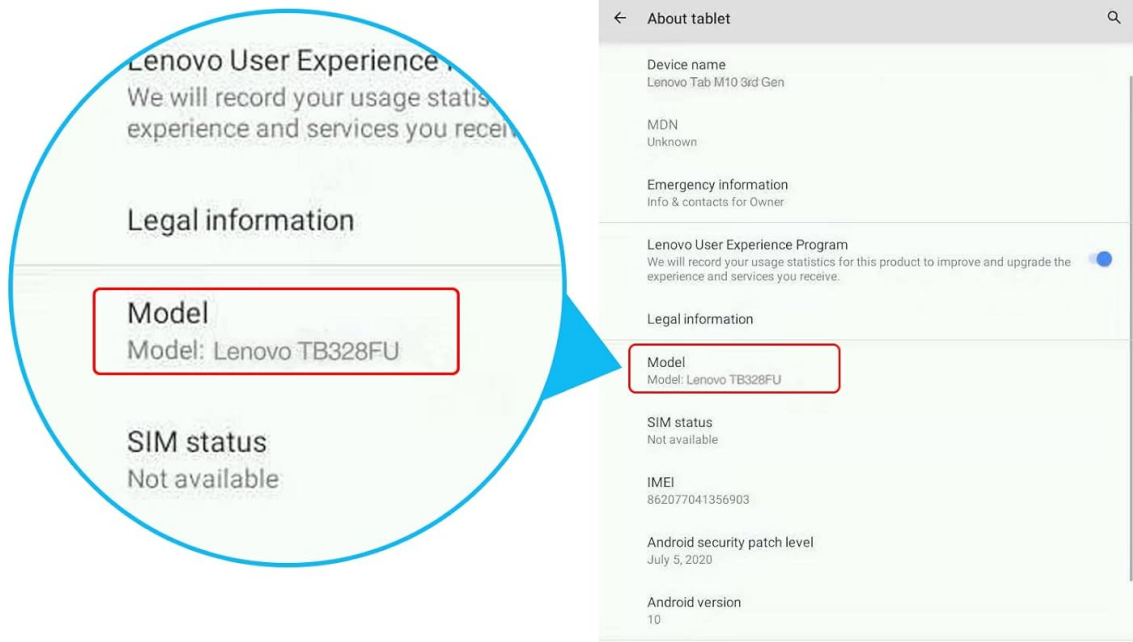



Image: Compatibility chart illustrating which Lenovo Tab M10 10.1-inch (3rd Gen) models are compatible with the case and which are not.

How to Verify Your Tablet Model:

To confirm your tablet's model number, navigate to your tablet's settings:

1. Go to **Settings**.
2. Select **System**.
3. Tap **About Tablet**.
4. Locate the **Model** information (e.g., TB328FU or TB328XU).



PRECISE CUTOUTS

Full access to all features without removing case

Image: Screenshot demonstrating the steps to find your Lenovo Tab M10's model number within the tablet's settings menu.

KEY FEATURES

- **Ultra Slim and Lightweight Design:** Adds minimal bulk while providing protection.
- **Premium Materials:** Features a durable PU leather exterior and a soft microfiber interior to protect against daily wear.
- **Auto Sleep/Wake Function:** Automatically puts your tablet to sleep when the cover is closed and wakes it up when opened, conserving battery life. (Ensure this function is enabled in your tablet's settings).

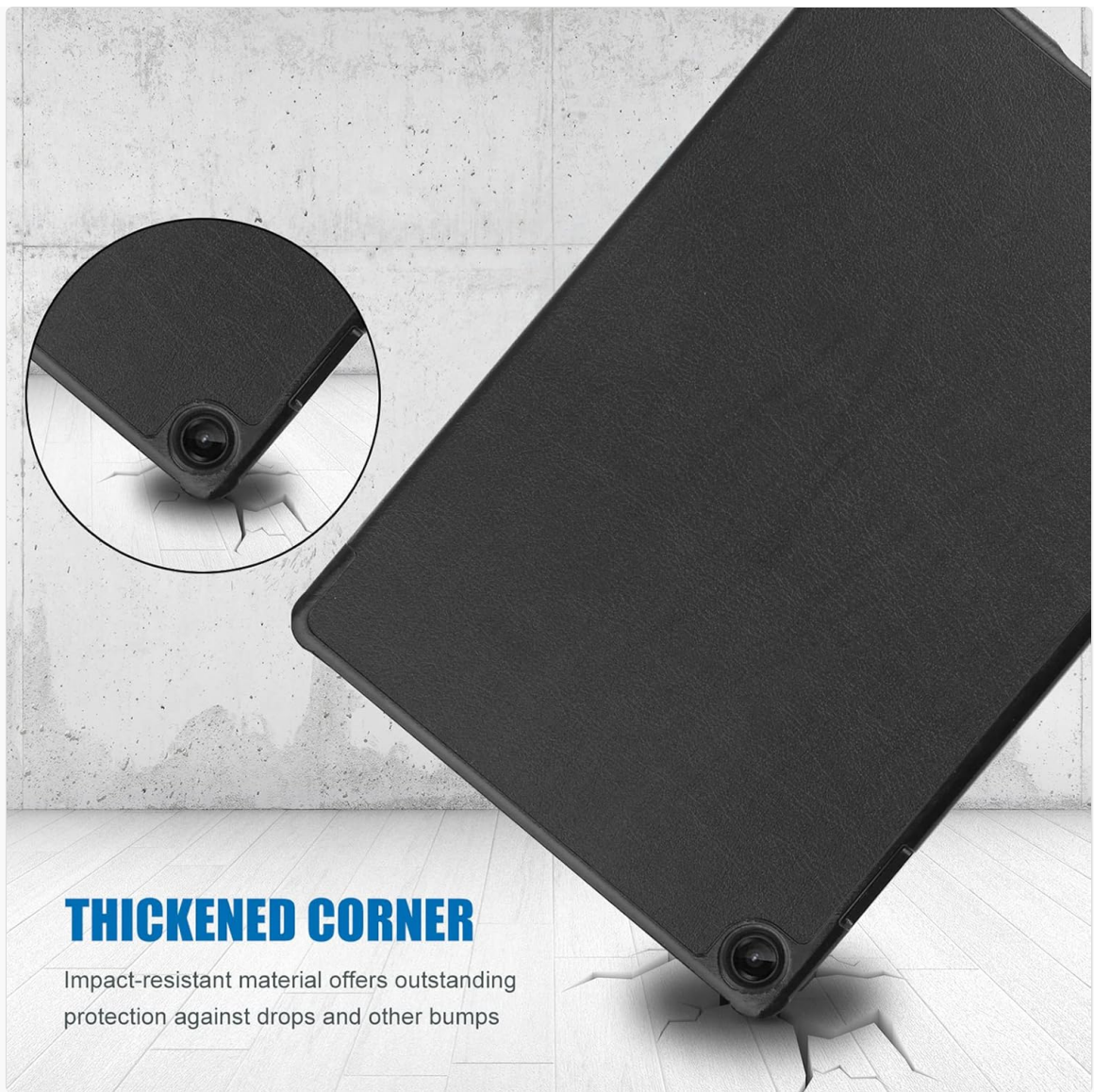


Image: Visual representation of the case's auto sleep/wake feature, showing the tablet screen turning off when the cover closes and turning on when it opens.

- **Magnetic Closure:** A built-in magnet secures the case closure, keeping the cover firmly shut when not in use.



Quality soft interior

Magnetic closure, easy to snap on

Image: Detail showing the magnetic closing clasp and the soft microfiber interior that protects the tablet screen.

- **Trifold Stand:** The foldable front cover transforms into a sturdy stand, offering two distinct viewing angles for media consumption and typing.



Image: The case configured into a 65-degree viewing stand and a 30-degree typing stand, demonstrating its versatility.

- **Precise Cutouts:** Ensures full access to all tablet features, including cameras, speaker, ports, and buttons, without needing to remove the case.



AUTO SLEEP/WAKE

Help to extend the standby time and cut down on battery usage.
Easy operation and energy-saving



Image: Detailed views of the case's precise cutouts, ensuring unhindered access to all tablet functionalities.

- **Thickened Corners:** Designed with impact-resistant thickened corners to provide enhanced protection against drops and bumps.

Two angle view

foldable cover offers sturdy stand for viewing and typing.



Viewing angle



Typing angle

Image: The case's thickened corners are shown, emphasizing their role in protecting the tablet from impacts.

INSTALLATION GUIDE

Follow these steps to properly install your Lenovo Tab M10 into the ProCase Slim Smart Case:

1. Ensure your tablet is clean and free of dust or debris.
2. Gently align one side of your Lenovo Tab M10 with the corresponding edge of the case's hard shell.
3. Press the tablet firmly but carefully into the case, ensuring all four corners are securely seated within the case's protective frame. The case is designed for a snug fit.
4. Verify that all ports, buttons, and the camera are accessible through the precise cutouts.
5. Close the front cover to engage the magnetic closure and test the auto sleep/wake function.

Compatibility

✓ ONLY Fits:

Lenovo Tab M10 10.1"
(3rd Gen) 2022

TB328FU / TB328XU



✗ NOT Fits:

Lenovo Tab M10 Plus 10.6"
(3rd Gen) 2022

TB125FU / TB128FU / TB128XU



Image: A general view of the black ProCase Slim Smart Case, illustrating its design and form factor.

OPERATING THE CASE

Using the Trifold Stand

The front cover of your ProCase can be folded to create a stand for your tablet, offering two convenient angles:

- **Viewing Angle (approximately 65°):** Ideal for watching videos, video calls, or browsing content. Fold the front cover into a triangular prism shape and rest the tablet's edge in the groove.
- **Typing Angle (approximately 30°):** Suitable for comfortable typing or drawing. Fold the front cover into a lower, more reclined triangular shape.




Image: A person using a tablet in the ProCase stand, demonstrating both the upright viewing angle and the reclined typing angle.

Auto Sleep/Wake Function

The case is equipped with magnets that interact with your tablet's sensors to automatically turn the screen off when the cover is closed and turn it on when the cover is opened. This feature helps conserve battery life. If this function does not work, please ensure it is enabled in your tablet's display settings.

CARE AND MAINTENANCE

To keep your ProCase Slim Smart Case in optimal condition, follow these care guidelines:

- **Cleaning:** Wipe the exterior with a soft, damp cloth. For stubborn stains, use a mild soap solution and then wipe with a clean, damp cloth. Avoid harsh chemicals or abrasive cleaners.
- **Interior:** Gently wipe the microfiber interior with a dry, soft cloth to remove dust or fingerprints.
- **Avoid Extreme Conditions:** Do not expose the case to extreme temperatures, direct sunlight for prolonged periods, or excessive moisture.
- **Storage:** When not in use, store the case in a cool, dry place.

TROUBLESHOOTING

- **Auto Sleep/Wake Not Working:**
 - Ensure your tablet's auto sleep/wake feature is enabled in its display settings.
 - Verify the tablet is correctly seated in the case and the cover is fully closing.
- **Tablet Not Fitting Securely:**
 - Double-check the compatibility section to ensure your tablet model (TB328FU / TB328XU) is correct for this case.
 - Ensure the tablet is pushed firmly into all four corners of the case.

- **Case Not Closing Properly:**
 - Check for any obstructions between the tablet screen and the cover.
 - Ensure the tablet is correctly aligned within the case.

PRODUCT SPECIFICATIONS

Feature	Detail
Product Dimensions	9.65 x 6.3 x 0.55 inches
Item Weight	7.7 ounces
ASIN	B0B685K1FS
Item Model Number	PC-08363560
Special Features	Hard Shell, Magnetic Closure, Trifold Front Cover, Two Angle View, Ultra Slim
Form Factor	Case
Color	Black
Manufacturer	ProCase
Date First Available	July 11, 2022
Compatible Devices	Lenovo Tab M10 (3rd Gen)
Shell Type	Hard

WARRANTY AND SUPPORT

ProCase products are designed for durability and performance. For specific warranty information or technical support, please refer to the warranty card included with your purchase or visit the official ProCase website. You may also contact ProCase customer service directly for assistance with product issues or inquiries.