

KUZOR AZ3004-B

KUZOR Matte Black Single Hole Bathroom Faucet Instruction Manual

Model: AZ3004-B | Brand: KUZOR

INTRODUCTION

Thank you for choosing the KUZOR Matte Black Single Hole Bathroom Faucet. This premium solid brass faucet is designed for durability and modern aesthetics, featuring a heavy-duty one-handle design and a metal pop-up drain. This manual provides essential information for safe installation, operation, maintenance, and troubleshooting to ensure optimal performance and longevity of your faucet.

SAFETY GUIDELINES

Please read all instructions carefully before installation and use. Failure to follow these guidelines may result in property damage, personal injury, or voiding of the warranty.

- Always turn off the main water supply before beginning any installation or maintenance.
- Wear appropriate personal protective equipment, such as safety glasses and gloves, during installation.
- Ensure all connections are secure and watertight to prevent leaks.
- Do not overtighten nuts or connections, as this may damage the faucet or plumbing.
- If you are unsure about any part of the installation process, consult a qualified plumber.

PACKAGE CONTENTS

Verify that all components listed below are included in your package.

- 1x KUZOR Matte Black Single Hole Bathroom Faucet
- 1x Metal Pop-Up Drain
- 2x Water Hoses (23.6 inches)
- 1x 6-inch Deck Plate (for 3-hole sinks, if applicable)
- Mounting Hardware (washers, nuts)
- Instruction Manual



Image: The KUZOR Matte Black Single Hole Bathroom Faucet shown with all included accessories, including the metal pop-up drain, water supply hoses, and a deck plate.

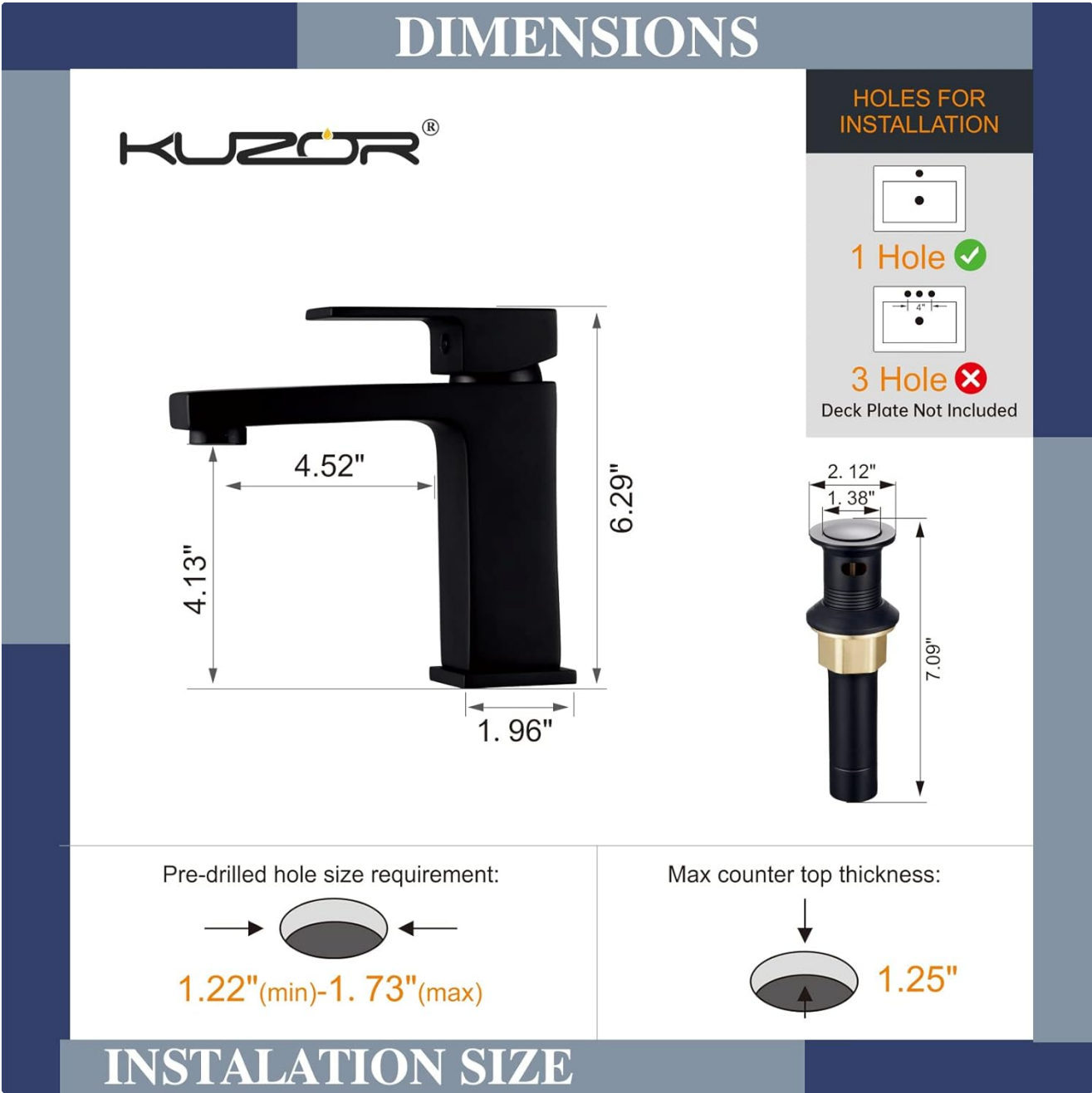
Your browser does not support the video tag.

Video: An unboxing and overview of the KUZOR Matte Black Vessel Sink Faucet, demonstrating the package contents and initial product appearance.

SPECIFICATIONS

Feature	Detail
Brand	KUZOR
Model Name	AZ3004-B
Color	Matte Black
Material	Brass

Feature	Detail
Mounting Type	Deck Mount
Number of Handles	1
Hole Count	1
Spout Height	4.14 Inches
Spout Reach	4.52 Inches
Item Weight	4.21 Pounds
Maximum Flow Rate	1.2 Gallons Per Minute
Special Features	Built-in Water Filter, Pop Up Drain, Water Saving System




SETUP AND INSTALLATION

For detailed installation instructions, please refer to the official Installation Manual PDF provided by KUZOR. A general overview is provided below.

[Download Official Installation Manual \(PDF\)](#)

Installation Steps Overview:

1. **Prepare the Sink:** Ensure the sink hole is clean and free of debris. If installing on a 3-hole sink, use the included deck plate.
2. **Install the Faucet:** Insert the faucet body into the sink hole. Secure it from underneath the counter using the provided washers and mounting nut.
3. **Connect Water Supply Lines:** Attach the hot and cold water supply hoses to the corresponding inlets on the faucet and to your water supply valves. Ensure connections are tight to prevent leaks.
4. **Install Pop-Up Drain:** Assemble and install the metal pop-up drain into the sink drain opening according to the detailed instructions in the PDF manual.
5. **Test for Leaks:** Slowly turn on the main water supply and check all connections for any leaks. Operate the faucet to ensure proper water flow.



the brass body
semifinished nickel
all-optical nickel
chromeplate

SOLID

brass & high quality ceramic cartridge equipped with hot & cold hoses and color-matched metal sink pop up drain



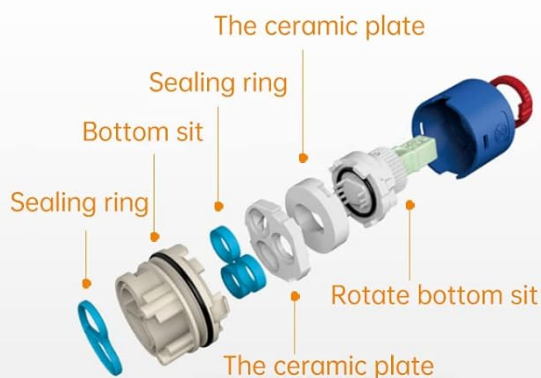
0.071 in
304 thicker steel wire



23.6 in
extended hoses

8 strands
steel wire braiding

METAL
POP UP DRAIN



**NO
PLASTIC**

Build-in Strainer
Prevent dirt, hair, ring from
clogging up

Image: An exploded view illustrating the solid brass body, ceramic cartridge, and the components of the metal pop-up drain, emphasizing the quality materials.

OPERATING INSTRUCTIONS

The KUZOR Matte Black Single Hole Bathroom Faucet features a single lever handle for easy control of water flow and temperature.

- **Water Flow Control:** Lift the handle upwards to increase water flow. Push it downwards to decrease flow and turn off the faucet.
- **Temperature Control:** Move the handle to the left for hot water and to the right for cold water. The handle allows for precise adjustment of temperature.
- **Detachable Spout:** The faucet features a detachable vertical spout for easy cleaning and maintenance.



Image: Visual guide to the faucet's operation, showing the handle's range of motion for temperature and flow control, and the removable spout.

Your browser does not support the video tag.

Video: Demonstration of the single-handle operation for controlling water flow and temperature, and the functionality of the pop-up drain.

MAINTENANCE AND CARE

Proper care will help maintain the finish and functionality of your KUZOR faucet for years to come.

- **Cleaning:** Clean the faucet regularly with a soft, damp cloth and mild soap. Avoid abrasive cleaners, harsh chemicals, or scouring pads, as these can damage the matte black finish.
- **Mineral Deposits:** For stubborn mineral deposits, use a solution of equal parts white vinegar and water. Apply with a soft cloth, let it sit for a few minutes, then rinse thoroughly with clean water and dry.
- **Aerator Maintenance:** Periodically unscrew the aerator from the spout and clean any debris or mineral buildup to maintain optimal water flow.
- **Avoid Damage:** Do not use tools to tighten the aerator or other parts that are designed for hand-tightening, as

this can cause damage.

TROUBLESHOOTING

If you experience issues with your faucet, refer to the common problems and solutions below.

Problem	Possible Cause	Solution
Low Water Flow	Clogged aerator or partially closed supply valves.	Clean the aerator. Ensure hot and cold water supply valves are fully open.
Leaking from Faucet Base	Loose mounting nut or damaged O-rings.	Tighten the mounting nut. Inspect and replace O-rings if damaged.
Leaking from Handle	Worn cartridge.	Replace the ceramic cartridge.
Water Temperature Issues	Incorrect hot/cold supply connections or issues with water heater.	Verify hot and cold lines are connected correctly. Check water heater settings.

If the problem persists after attempting these solutions, please contact KUZOR customer support.

WARRANTY AND CUSTOMER SUPPORT

KUZOR provides a **180-day warranty** on this product, as stated in the product features. The faucet also comes with a **Lifetime Warranty** on its finish and function, as per the manufacturer's specifications. This warranty covers defects in material and workmanship under normal use.

For warranty claims, technical assistance, or any questions regarding your KUZOR faucet, please contact our customer service team.

Customer Service: Refer to your purchase documentation or the KUZOR brand store on Amazon for contact information.

Online Resources: Visit the official KUZOR brand store for additional product information and support [KUZOR Amazon Store](#)