



Manuals.plus /

- › **FIT KING /**
- › FIT KING Air Compression Recovery System User Manual

FIT KING FT-082A

FIT KING Air Compression Recovery System User Manual

Model: FT-082A

INTRODUCTION

The FIT KING Air Compression Recovery System is designed to provide dynamic pressure massage to your feet, calves, knees, and thighs. This system helps to increase circulation, relieve muscle fatigue and pain, and promote faster recovery for athletes and individuals seeking relaxation and improved circulation. Its science-based design and smart sensor technology ensure a safe and effective experience.

PRODUCT OVERVIEW & COMPONENTS

The FIT KING Air Compression Recovery System includes the following components:

- 2 x Sleeve attachments (leg boots)
- 1 x Control Unit
- 1 x Power supply
- 1 x Air Hose
- 1 x Portable Storage Bag



Figure 1: Complete FIT KING Air Compression Recovery System.

Air Compression Recovery System

Provides dynamic pressure to your feet, calves, knees and thighs through 4 large independent air channels

- Fast Muscle Recovery
- Promote Blood Circulation
- Decrease Pain and Soreness
- Help for Lymphatic Drainage



Figure 2: Detailed view of all items included in the package.

SETUP

Follow these steps to set up your FIT KING Air Compression Recovery System:

1. Unpack all components from the portable storage bag.
2. Lay out the leg boots on a flat surface.
3. Connect the air hose to the control unit. Ensure a secure connection.
4. Connect the power supply to the control unit and plug it into a power outlet.
5. Unzip the leg boots and slide your legs into them. Ensure your feet are comfortably positioned at the bottom of the boots.
6. Zip up the leg boots completely. The zipper design provides a secure and comfortable fit.

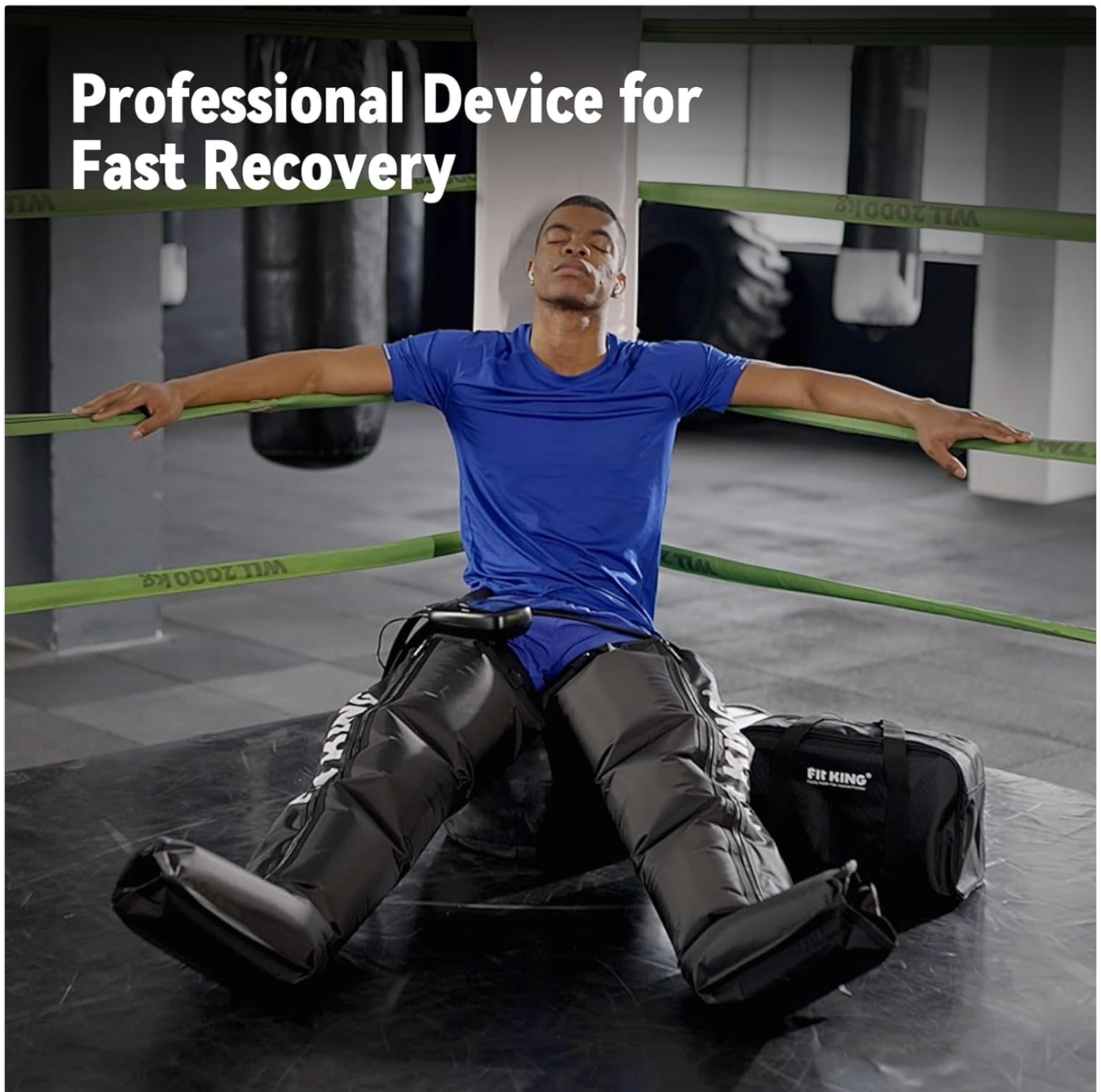


Figure 3: User wearing the compression boots.

OPERATING INSTRUCTIONS

The FIT KING Air Compression Recovery System features a digital control unit for easy operation. It offers customizable modes, pressure intensities, and time settings.

- **Power On/Off:** Press the power button on the control unit to turn the device on or off.
- **Mode Selection:** Choose from 3 massage modes: Sequence, Circulation, or Combination. Each mode provides a unique massage pattern to target different needs.
- **Pressure Intensity:** Select from 8 pressure intensities (50-120 mmHg) to find your preferred comfort level. The smart sensor technology will adjust inflation volume based on leg size to prevent excessive contraction.
- **Timer Function:** Set the treatment duration to 20, 25, or 30 minutes. The device will automatically shut off once the selected time has elapsed.

Smart Digital Control Unit

Customizable Modes

Sequence
Circulation
Combination

Optional Intensities

8 levels (50~120mmHg)

Timer Function

20min/25min/30min

Pressure Sensor

Intelligent adjust the
compression



Figure 4: Digital Control Unit interface.

Safer Pressure with Sensor Technology

Sensor system will precisely control the pressure for different sizes of legs

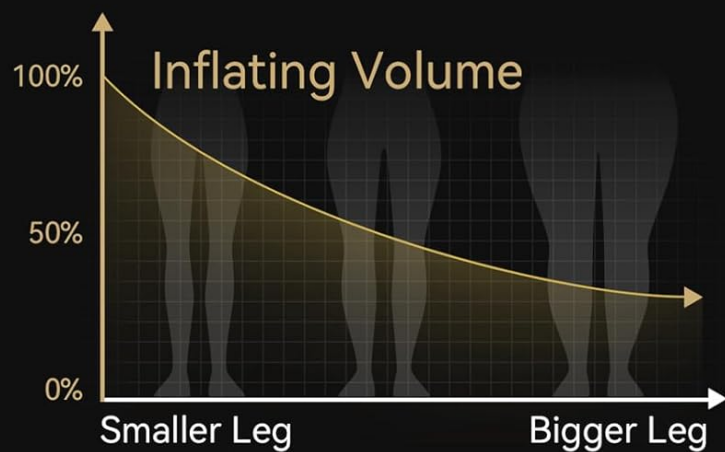


Figure 5: Smart Sensor Technology ensures safe and suitable air pressure.

SAFETY INFORMATION

Please read and understand all safety warnings before using the device. Improper use may lead to injury or device malfunction.

- Do not use if you have any medical conditions that may be aggravated by compression therapy. Consult a physician if unsure.
- Ensure the power supply is correctly connected and the voltage matches your outlet.
- Avoid excessive contraction by selecting an appropriate pressure intensity. The smart sensor system is designed to prevent this, but user discretion is advised.
- Keep the device away from water or excessive moisture.
- Do not attempt to repair or modify the device yourself. Contact customer support for assistance.

MAINTENANCE

To ensure the longevity and optimal performance of your FIT KING Air Compression Recovery System, follow these maintenance guidelines:

- **Cleaning:** Wipe the exterior of the leg boots and control unit with a soft, damp cloth. Do not use abrasive cleaners or immerse the device in water.
- **Storage:** When not in use, store the device in its portable storage bag in a cool, dry place away from direct sunlight.
- **Inspection:** Periodically check the air hose and connections for any signs of wear or damage. If any damage is found, discontinue use and contact customer support.

TROUBLESHOOTING

If you encounter any issues with your device, please refer to the following common troubleshooting steps:

- **Device not powering on:** Ensure the power supply is securely plugged into both the control unit and a working electrical outlet.
- **No compression:** Check that the air hose is firmly connected to both the leg boots and the control unit. Ensure the leg boots are fully zipped.
- **Uneven compression:** Verify that the leg boots are correctly positioned on your legs and zipped evenly. The smart sensor system should adjust pressure accordingly.
- **Unusual noise:** A slight humming sound from the air pump is normal. If you hear loud or unusual noises, discontinue use and contact customer support.

For further assistance, please contact FIT KING customer support.

SPECIFICATIONS

Model Number	FT-082A
Product Dimensions	16.1 x 7.5 x 9.1 inches
Item Weight	6.83 Pounds (3.1 Kilograms)
Power Source	Corded Electric
Material	High-grade Durable Nylon
Airbag Chambers	4 per leg
Pressure Intensities	8 levels (50-120 mmHg)
Massage Modes	3 (Sequence, Circulation, Combination)
Timer Settings	20, 25, 30 minutes

SIZE GUIDE

To ensure the best fit, please refer to the size chart below. Measure your upper thigh circumference and inseam to select the most appropriate size.

Size	Upper Thigh	Inseam	Height
Small	Up to 27.5"	26" - 31"	5'1" - 5'9"
Medium	Up to 29"	29" - 34"	5'10" - 6'2"
Large	Up to 32.5"	34" - 36"	6'3" - 6'6"

Figure 6: How to Measure Your Inseam.

Available In Three Sizes

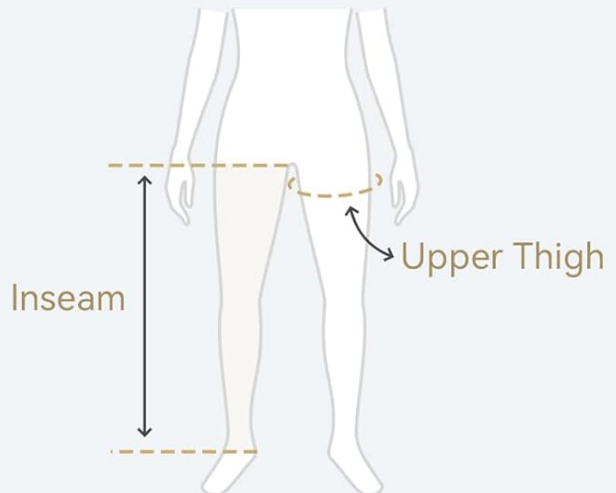
3 sizes for people of different heights.

Please select the most right size from the chart below.

Size	Upper Thigh	Inseam	Height
Small	Up to 27.5"	26" - 31"	5'1" - 5'9"
Medium	Up to 29"	29" - 34"	5'10" - 6'2"
Large	Up to 32.5"	34" - 36"	6'3" - 6'6"

How to Measure Your Inseam?

Please measure the distance from your heel to the uppermost part of your thigh.



WARRANTY & SUPPORT

FIT KING provides a **2-Year warranty** for this product. For any product-related inquiries, technical support, or warranty claims, please contact FIT KING customer support. Timely customer support is available to assist you.

