



Manuals.plus /

› TOUR BOX /

› TOUR BOX Elite Bluetooth Video Editing Controller Instruction Manual

TOUR BOX TourBox Elite AMTBECA

TOUR BOX Elite Bluetooth Video Editing Controller Instruction Manual

Brand: TOUR BOX

Model: TourBox Elite AMTBECA

INTRODUCTION

The TOUR BOX Elite is a professional controller designed to enhance creative workflows in various digital applications. It offers dual connectivity via Bluetooth and USB-C, providing a stable and high-performance experience on macOS and Windows operating systems. This device is intended for desktop use and is not compatible with Linux or mobile devices such as iPads and Android tablets.

Key Features:

- **Dual Connectivity:** Supports Bluetooth and USB-C for flexible connection options.
- **Extensive Software Compatibility:** Works with major creative software including Premiere, Photoshop, Final Cut Pro, Lightroom Classic, DaVinci Resolve, Capture One, After Effects, Clip Studio Paint, SAI, Camera Raw, AutoCAD, and Blender.
- **Customizable System:** Allows users to configure each knob, button, and combined key to suit individual habits and usage scenarios. Features customizable screen menus and powerful macro functions.
- **Tactile Control:** Provides precise, intuitive control with tactile feedback from dials, knobs, and scrolls, especially beneficial for video editing and color grading.
- **Photography Post-Processing:** Enables one-handed control for tasks like image selection, color grading, and adjustments.
- **Drawing Assistant:** Compatible with drawing tablets and pen displays, allowing adjustment of brush parameters, canvas manipulation, and tool switching.

WHAT'S IN THE BOX

- TourBox Elite (Device Only)
- Quick Start Guide
- TourBoxConsole Software (Downloadable)
- 2 AA batteries (included)

SETUP

1. Software Installation:

Download and install the TourBox Console software from the official TOUR BOX website. This software is essential for customizing the controller's functions and managing presets.

2. Connectivity:

The TourBox Elite offers two connection methods:

- **USB-C:** Connect the TourBox Elite directly to your computer using a USB-C cable (not included with this specific variant). This provides a stable wired connection.
- **Bluetooth:** Ensure your computer's Bluetooth is enabled. The TourBox Elite supports dual-channel Bluetooth for seamless switching between two computers. Follow your operating system's instructions to pair the device.

Note: For optimal performance and stability, especially during critical tasks, a wired USB-C connection is recommended. Bluetooth connectivity may experience occasional interruptions depending on your system and environment.

OPERATING THE TOURBOX ELITE

1. Customization with TourBox Console:

The TourBox Console software is your primary interface for customizing the controller. It allows you to:

- **Assign Functions:** Map individual buttons, dials, and combinations to specific actions or shortcuts within your preferred software.
- **Create Presets:** Develop custom presets for different applications (e.g., Photoshop, Premiere Pro, Lightroom). The console can automatically switch between presets based on the active application.
- **Macro Functions:** Program complex sequences of actions into a single button or combination for streamlined workflows.
- **Haptic Feedback:** Adjust the intensity of the two-level haptic feedback for tactile confirmation of actions.
- **Speed Modes:** Select from three different speed modes for dials and scrolls to match your precision requirements.

2. General Usage:

The TourBox Elite is designed for intuitive, one-handed control, allowing your other hand to remain on your mouse or pen tablet. Familiarize yourself with the unique shapes and positions of the buttons and dials for eyes-free operation.

3. Application-Specific Usage Examples:

- **Video Editing (e.g., Premiere Pro, DaVinci Resolve, Final Cut Pro):** Use the jog wheels and dials for precise timeline scrubbing, zooming, marking in/out points, and quick cuts. Assign buttons for play/pause, ripple delete, and other common editing commands.
- **Photo Editing (e.g., Lightroom Classic, Photoshop, Capture One):** Utilize dials for fine-tuning exposure, contrast, highlights, shadows, and color adjustments. Buttons can be assigned for image selection, tool switching, and layer management.
- **Digital Painting (e.g., Clip Studio Paint, SAI):** Adjust brush size, flow, opacity, and hardness with a single knob. Assign buttons for canvas rotation, movement, zooming, and quick tool changes.

MEDIA INTEGRATION

Product Images:

Professional

TourBox Elite



Dual-channel Bluetooth,
Seamless Switching
between Mac and PC



2 Levels of Feedback
Intensity and 3 Different
Speed Modes for Editing



Auto-Switch
Between Many Softwares



Premium Materials and
Coatings, No Fingerprint,
Crafted for Stability



Video Editing | Color Grading
Photo Editing | Audio Production
Illustration | Animation | Live 2D | More

*Not Support for iPadOS

The TOUR BOX Elite controller in black, featuring its ergonomic design and array of customizable buttons, dials, and a scroll wheel for intuitive control.



A perfect match
for MOUSE or GRAPHIC TABLET workflow



The TOUR BOX Elite controller resting on a dark, textured surface. Below it are logos of compatible software, including Adobe Photoshop, Lightroom, Premiere Pro, Final Cut Pro, and DaVinci Resolve, highlighting its broad application support.

8 Key Features

Authentic Software-Hardware Synergy



**Powerful
Customization System**



**Deep Software API
Development**



**Scenario Algorithm
Application**



**Unique Screen
Interaction System**



**One-Click Automated
Workflow**



**Three-Speed
Adjustable Controls**



**Intelligent Auto-
Preset Switching**



Rich Unique Features

Ongoing Updates to TourBox Console Software

An infographic highlighting 8 key features of the TourBox Elite, such as powerful customization, deep software API development, scenario algorithm application, unique screen interaction, one-click automated workflow, three-speed adjustable controls, intelligent auto-preset switching, and rich unique features, all emphasizing authentic software-hardware synergy.

Multi-Dimensional Input Actions


Ingeniously Craft Any Actions,
All Completed Within Fingertip Glide









Up to
30+
Sets of Presets

Over
150+
Actions in 1 preset



A close-up view of the TOUR BOX Elite controller, illustrating its "Multi-Dimensional Input Actions." Text overlays describe various input methods like scroll, spin, twist, single-click, double-click, press and hold, and combined actions, demonstrating its versatility.



Dual-Channel Bluetooth		Cable Connection	
Two-Level Haptic Feedback		Silent Rotation Design	
UV Coating, Antibacterial, Anti-Fingerprint		Skin-Friendly Material	
Variety of Colors		Black	

**Upgraded Tactile Feel for Different Keys
Upgraded Chip**

A comparison table contrasting the TourBox Elite (Premium) and TourBox Neo (Standard). Key differences highlighted include dual-channel Bluetooth, two-level haptic feedback, UV coating, and variety of colors for the Elite, versus cable connection, silent rotation, skin-friendly material, and black color for the Neo.

"Freedom and Equality in Creation" is the brand ethos that TourBox aims to establish and uphold.

tour
box

TourBox lets creators freely choose tools, resources, and customize their workflows with its software and hardware.

Creators can focus on their craft, free from digital constraints and unnecessary tasks. This enables a freer, more relaxed expression of creativity, embracing a sustainable approach to creation and lifestyle.



GOOD
DESIGN



red dot design

NEW YORK
DESIGN
AWARDS
2020

DRIVENxDESIGN

SILVER

A person using the TOUR BOX Elite controller with their left hand for video editing on a desktop computer. The screen displays a video editing timeline, demonstrating the controller's application in a professional creative environment.



A person's hand operating the TOUR BOX Elite controller while simultaneously using a pen tablet for digital drawing. The setup illustrates the controller's utility as an ultimate drawing assistant, complementing pen tablet workflows.



A user's hands engaged in photo editing, with one hand on the TOUR BOX Elite controller and the other on a computer mouse. The screen displays an image being edited, showcasing the controller's role in photography post-processing.



A person using the TOUR BOX Elite controller in a music production studio setting. The computer screen shows a digital audio workstation (DAW) interface, indicating the controller's versatility beyond just video and photo editing.

Official Product Videos:

Your browser does not support the video tag.

Official video titled "Simple Start, Go Easy, Go Lite!" from TourBox Tech inc., demonstrating the ease of use and lightweight design of the TourBox Lite controller.

Your browser does not support the video tag.

Official video titled "The Dynamic Panel That Adapts to Every Step You Take in LRC" from TourBox Tech inc., showcasing the dynamic panel feature of the TourBox Elite within Lightroom Classic for photo editing.

Your browser does not support the video tag.

Official video titled "TourBox Elite Bluetooth works with ADOBE, FINAL CUT and more" from Dealcasters, demonstrating the TourBox Elite's compatibility and functionality with various professional editing software.

Your browser does not support the video tag.

Official video titled "Hover. Turn. Down. - Speed Your Editing Workflow" from TourBox Tech inc., illustrating how the TourBox Elite can accelerate video editing workflows with its intuitive controls.

Your browser does not support the video tag.

Official video titled "TourBox Console| Master every feature of our system!" from TourBox Tech inc., providing a comprehensive overview of the TourBox Console software and its features for system mastery.

Your browser does not support the video tag.

Official video titled "Why Artists Choose TourBox? From Key-Hunting to Instinctive Creation." from TourBox Tech inc., explaining the benefits of the TourBox Elite for artists and creative professionals.

Your browser does not support the video tag.

Official video titled "DaVinci Editors: You're Wasting Time Without This Tool!" from TourBox Tech inc., targeting DaVinci Resolve users and highlighting how the TourBox Elite can save time in their editing process.

Your browser does not support the video tag.

Official video titled "Finally, Someone Gets It! This Is The Real LrC Workflow We Deserve." from TourBox Tech inc., focusing on the improved Lightroom Classic workflow with the TourBox Elite.

Your browser does not support the video tag.

Official video titled "TourBox - The Next Level of Digital Creation" from TourBox Tech inc., presenting the TourBox Elite as a revolutionary tool for digital content creation.

SPECIFICATIONS

Brand	TOUR BOX
Model Number	TourBox Elite AMTBECA
ASIN	B0B5XCMFQD
UPC	850040209112
Connectivity	Bluetooth & USB-C
Operating System Compatibility	macOS, Windows (Desktop only)
Color	Black (Without Cable)
Material	Plastic
Item Weight	13.3 ounces (376 Grams)
Product Dimensions	4.57 x 3.98 x 1.73 inches
Batteries	2 AA batteries required (included)
Operating Temperature	15 Degrees Celsius
Language	English

TROUBLESHOOTING

- **Bluetooth Connectivity Issues:** If the device frequently disconnects or is not recognized via Bluetooth, try connecting via USB-C. Ensure your computer's Bluetooth drivers are up to date. Restarting the TourBox Console software or your computer may also resolve the issue.
- **Software Not Responding:** If the TourBox Console software stops responding, restart the application. Ensure the TourBox Elite is properly connected (wired or Bluetooth).
- **Custom Shortcuts Not Working:** If you have custom shortcuts in your editing software, ensure they do not conflict with the TourBox Elite's default or custom settings. You may need to adjust either the software's shortcuts or the TourBox Console's mappings.
- **Device Not Waking Up:** If the device does not wake up from sleep mode, try tapping a button or reconnecting it. For persistent issues, a wired connection might be more reliable.

WARRANTY AND SUPPORT

- **30-day Refund/Replacement:** Eligible for refund or replacement within 30 days of purchase.
- **12-Month Warranty:** The product is covered by a 12-month warranty.
- **Lifetime Technical Support:** TOUR BOX provides lifetime technical support for this product.

For further assistance, please refer to the official TOUR BOX website or contact customer support.

