

onerbl AC/DC Adapter

onerbl AC/DC Adapter Instruction Manual

For Novete VT-DH003 / VTDH003 14.8V 2200 mAh Lithium-ion Battery Dry & Wet Handheld Vacuum Cleaner

1. INTRODUCTION

This manual provides essential instructions for the safe and effective use of your onerbl AC/DC Adapter. This adapter is designed to provide power and charge the Novete VT-DH003 and VTDH003 14.8V 2200 mAh Lithium-ion Battery Dry & Wet Handheld Vacuum Cleaner. Please read this manual thoroughly before use and retain it for future reference.

2. IMPORTANT SAFETY INSTRUCTIONS

To prevent injury or damage, always follow these basic safety precautions:

- **Indoor Use Only:** This adapter is designed for indoor use. Do not expose it to rain or moisture.
- **Proper Voltage:** Ensure the wall outlet voltage matches the adapter's input specifications (AC 100-240V, 50/60Hz).
- **Avoid Overloading:** Do not overload electrical outlets or extension cords.
- **Cable Care:** Do not place heavy objects on the power cord. Avoid kinking, bending, or damaging the cord.
- **Disconnect Safely:** Always pull the plug directly from the outlet; never pull by the cord.
- **Keep Away from Heat:** Do not place the adapter near heat sources or in direct sunlight.
- **Children and Pets:** Keep the adapter out of reach of children and pets.
- **Damage Inspection:** Do not use the adapter if the cord or plug is damaged. Contact customer support for assistance.
- **Ventilation:** Ensure adequate ventilation around the adapter during use.

3. PACKAGE CONTENTS

Upon opening the package, please verify that all items are present and in good condition:

- 1 x onerbl AC/DC Adapter with attached power cord



Image: The onerbl AC/DC Adapter with its integrated power cord, coiled for storage.

4. PRODUCT OVERVIEW

The onerbl AC/DC Adapter is a compact power supply designed for specific handheld vacuum cleaners. It features a durable construction and incorporates safety mechanisms to protect your device.

4.1 Dimensions and Design



Image: Front view of the onerbl AC/DC Adapter showing approximate dimensions: 3.1 inches (height), 2.1 inches (width), and 1.2 inches (depth).



Cable Length: 76 inch

Image: Rear view of the onerbl AC/DC Adapter displaying its label with input (100-240V AC, 50/60Hz) and output specifications, along with a note for indoor use only. The cable length is approximately 76 inches (6.3 feet).

4.2 Safety Features

The adapter is equipped with a smart chip to ensure electrical safety:

- **Short-Circuit Protection:** Prevents damage from electrical shorts.
- **Over-Voltage Protection:** Safeguards against excessive voltage input.
- **Over-Current Protection:** Protects against excessive current flow.

SMART CHIP



Guard Your Electricity Safety



short-circuit
protection



over-voltage
protection



over-current
protection

Multiple Protection

Image: Diagram illustrating the multiple protection features of the adapter's smart chip, including short-circuit, over-voltage, and over-current protection.

4.3 Durable Construction

The adapter features a robust design for longevity, including a PVC jacketed copper wire for the cable.




Image: Illustration highlighting the quality control and durable design of the adapter, specifically showing the internal copper wire construction and the robust plug.

4.4 Extended Cord Design

The adapter comes with an extended cord for convenience, providing flexibility in placement.

EXTENDED CORD DESIGN




Image: Visual representation of the extended cord design, demonstrating the 6.6 ft (approximately 2 meter) cable length in a typical usage scenario.

5. SETUP

Follow these steps to set up your onerbl AC/DC Adapter:

1. **Unpack:** Carefully remove the adapter from its packaging.
2. **Inspect:** Check the adapter and cord for any visible damage. Do not use if damaged.
3. **Connect to Vacuum:** Insert the barrel connector end of the adapter's cord into the charging port of your Novete VT-DH003 / VTDH003 vacuum cleaner.
4. **Plug into Outlet:** Insert the AC plug of the adapter into a standard wall electrical outlet (AC 100-240V).



Image: The onerbl AC/DC Adapter securely plugged into a wall outlet, ready for use.

6. OPERATING

Once properly connected, the adapter will supply power to your Novete VT-DH003 / VTDH003 vacuum cleaner or initiate charging of its 14.8V 2200 mAh Lithium-ion battery.

- **Charging Indication:** Refer to your vacuum cleaner's instruction manual for specific charging indicators (e.g., LED lights).
- **Charging Time:** Charging time will vary based on the vacuum cleaner's battery level.
- **Disconnecting:** Once charging is complete or if you need to disconnect, first unplug the adapter from the wall outlet, then disconnect the barrel connector from the vacuum cleaner.

7. MAINTENANCE

Proper maintenance ensures the longevity and safe operation of your adapter:

- **Cleaning:** Disconnect the adapter from all power sources before cleaning. Use a soft, dry cloth to wipe the exterior. Do not use liquid cleaners or solvents.
- **Storage:** When not in use, store the adapter in a cool, dry place, away from direct sunlight and extreme temperatures. Avoid tightly coiling the cable to prevent damage.

- **Inspection:** Periodically inspect the adapter and cable for any signs of wear, cuts, or damage.

8. TROUBLESHOOTING

If you encounter issues with your onerbl AC/DC Adapter, refer to the following common problems and solutions:

- **No Power/Charging:**
 - Ensure the adapter is securely plugged into a working wall outlet.
 - Verify the barrel connector is fully inserted into the vacuum cleaner's charging port.
 - Check if the wall outlet is functional by plugging in another device.
 - Inspect the adapter cable and connector for any visible damage. If damaged, discontinue use.
- **Adapter Feels Hot:**
 - It is normal for the adapter to feel slightly warm during operation.
 - If it becomes excessively hot, unplug it immediately and ensure it is not covered or in an enclosed space. Allow it to cool down. If the issue persists, discontinue use.

If troubleshooting steps do not resolve the issue, please contact customer support.

9. SPECIFICATIONS

Feature	Specification
Brand	onerbl
Input Voltage	AC 100-240V, 50/60Hz
Output Voltage	19 Volts (compatible with 14.8V/18V/19V devices)
Wattage	12 watts
Connector Type	Barrel Connector
Cable Length	Approximately 6.5 feet (76 inches)
Item Weight	8 ounces
Power Source	Corded Electric
Special Feature	Travel (Compact Design)
Manufacturer	Shenzhen Waweis Technology Co., Ltd

10. WARRANTY INFORMATION

This onerbl AC/DC Adapter comes with a standard manufacturer's warranty. Please retain your proof of purchase for warranty claims. For specific warranty terms and conditions, refer to the product packaging or contact customer support.






11. CUSTOMER SUPPORT

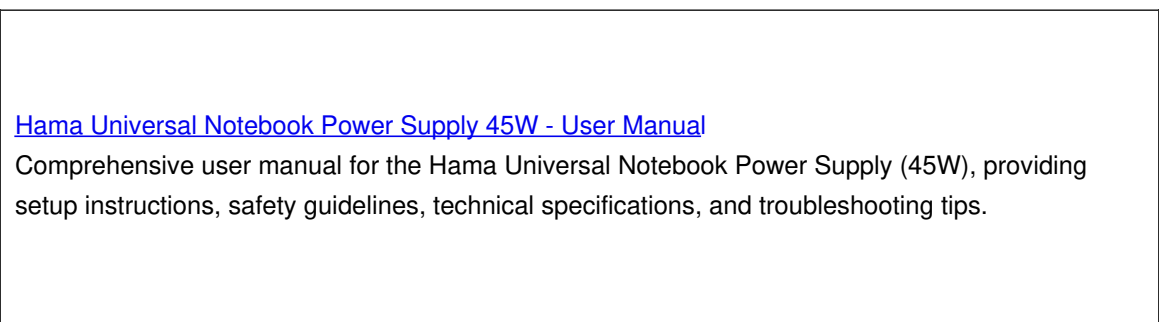
If you have any questions, require technical assistance, or need to report an issue, please contact onerbl

customer support through the retailer's platform or the contact information provided with your purchase. Please have your product model and purchase details ready when contacting support.

© 2023 onerbl. All rights reserved.

Related Documents - AC/DC Adapter

	<p>SilverCrest Wet & Dry Hand-Held Vacuum Cleaner SAS 7.4 LI C2 Operating Instructions</p> <p>Comprehensive operating instructions for the SilverCrest Wet & Dry Hand-Held Vacuum Cleaner SAS 7.4 LI C2, covering safety, intended use, package contents, technical data, charging, operation, cleaning, and disposal.</p>
	<p>Hama Universal Notebook Power Supply 65W (Model 00200000) - User Manual</p> <p>Comprehensive user manual for the Hama Universal Notebook Power Supply 65W (Model 00200000), covering setup, safety instructions, technical specifications, and maintenance. Includes multilingual support information.</p>
	<p>CASIO IT-G500 Series Handheld Terminal User's Guide</p> <p>Comprehensive user guide for the CASIO IT-G500 Series Handheld Terminal, covering safety precautions, operation, maintenance, battery handling, accessories, and general instructions.</p>
	<p>Trust PRIMO 70W Laptop Charger (23925) - Compatible Connectors & Guide</p> <p>Find support for your Trust PRIMO 70W laptop charger (model 23925). Learn how to request a compatible connector, check compatibility with major laptop brands, and follow connection instructions.</p>
	<p>Dirt Devil Model 193 Attachment Kit Instructions</p> <p>Comprehensive guide for the Dirt Devil Model 193 attachment kit. Learn how to install and use the nozzle adapter, connect the hose, replace the drive belt, and properly store your vacuum cleaner and accessories.</p>



Comprehensive user manual for the Hama Universal Notebook Power Supply (45W), providing setup instructions, safety guidelines, technical specifications, and troubleshooting tips.