



Manuals.plus /

› JUIVEEL /

› Carbon Fiber Style ABS Central Gear Shift Panel Cover Center Control Cover Trim Car Interior Parts Compatible with Hyundai Elantra N Line 2021-2025 Elantra N 2022-2023 Accessories Instruction Manual

JUIVEEL H203-F-ZU

Carbon Fiber Style ABS Central Gear Shift Panel Cover

INSTRUCTION MANUAL

Model: H203-F-ZU | Brand: JUIVEEL

1. INTRODUCTION

Thank you for choosing the JUIVEEL Carbon Fiber Style ABS Central Gear Shift Panel Cover. This manual provides essential information for the proper installation, maintenance, and care of your new car interior accessory. Designed to enhance the aesthetic appeal and protect the original surface of your vehicle's central gear shift panel, this product offers a stylish carbon fiber grain finish.


This product is compatible with **Hyundai Elantra N Line 2021-2025** and **Elantra N 2022-2023** models. Please verify the appearance, shape, and size to ensure an exact fit for your vehicle before proceeding with installation.

2. PRODUCT OVERVIEW


The JUIVEEL Central Gear Shift Panel Cover is crafted from high-quality automotive-grade ABS plastic, engineered for strength and durability. Its surface features a classic carbon fiber grain pattern with a polished finish, providing deformation protection and anti-corrosion properties. The shining mirror-like glossy finish adds an elegant and sporty charm to your car's interior, effectively covering the original piano black plastic and protecting it from scratches.

Key Features:

- **Material:** High-quality ABS plastic with carbon fiber grain.
- **Finish:** Three-layer processing including background paint, pattern paint, and a glossy coating for a premium look.
- **Protection:** Helps protect the original panel from chips and scratches.
- **Aesthetic Enhancement:** Transforms the interior with a high-class, sporty decor style.
- **Fitment:** Designed for precise fitment on specified Hyundai Elantra models.



The carbon fiber style gear shift panel cover installed in a Hyundai Elantra interior, showcasing its sleek appearance.



A detailed view of the carbon fiber style panel cover, highlighting its texture and glossy finish.

3. INSTALLATION GUIDE

The installation of the JUIVEEL Central Gear Shift Panel Cover is designed to be straightforward and can be completed in minutes without the need for cutting or drilling. For optimal adhesion and longevity, please follow these steps carefully:

1. Step 1: Clean the Surface Thoroughly.

Before installation, ensure the target surface on your vehicle's central console is completely clean and free of dust, grease, wax, or any other contaminants. Use a suitable automotive cleaner and allow it to dry completely.

2. Step 2: Make Comparison and Remove Adhesive Tapes.

Carefully compare the product with the installation location to confirm it matches your car model and fits perfectly. Once confirmed, peel off the protective film from the adhesive tapes located on the back of the trim piece. Avoid touching the adhesive surface with your fingers.


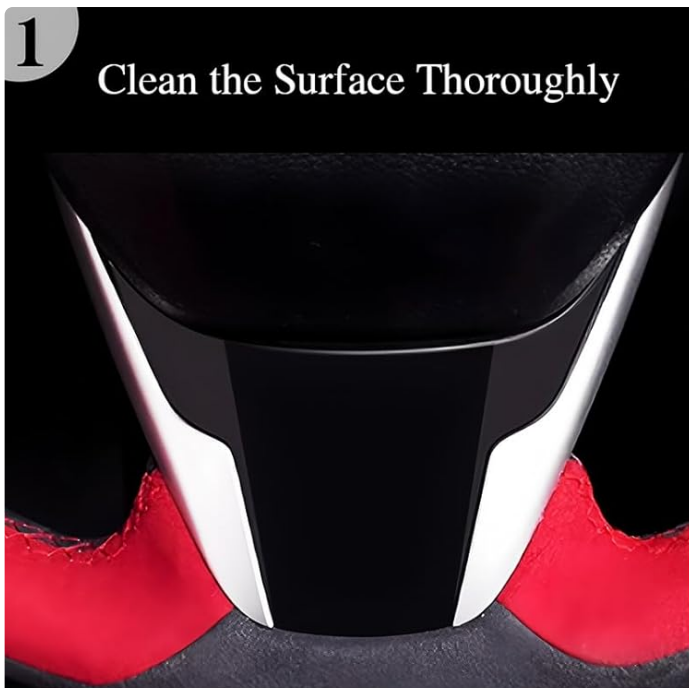
3. Step 3: Install and Press Firmly.

Align the trim piece precisely with the central gear shift panel. Once aligned, gently place it onto the surface. Press down firmly and evenly for several seconds to ensure the adhesive tapes bond completely and securely. If installing in cold weather, it is recommended to gently heat the adhesive tape with a hairdryer or heat gun for better adhesion before application.


4. Step 4: Verify Installation.

After pressing, check that the trim piece is securely attached and there are no gaps. Avoid washing your car or exposing the installed area to excessive moisture for at least 24-48 hours to allow the adhesive to fully cure.

Note: Professional installation is highly recommended if you are unsure about any steps.



Visual guide illustrating the four key steps for installation: cleaning, peeling tape, pressing, and completion.



A side-by-side comparison showing the car interior before and after the installation of the carbon fiber style trim.

4. USAGE AND BENEFITS

Once installed, the JUIVEEL Carbon Fiber Style ABS Central Gear Shift Panel Cover serves multiple purposes:

- **Aesthetic Upgrade:** It instantly transforms the look of your vehicle's interior, replacing the standard finish with a modern and sporty carbon fiber aesthetic.
- **Surface Protection:** The cover acts as a protective layer, shielding the original gear shift panel from daily wear and tear, scratches, and minor impacts.
- **Enhanced Durability:** Made from robust ABS plastic, it is designed to withstand automotive conditions, offering long-lasting performance.



A close-up demonstrating how the trim integrates seamlessly around the gear shift, enhancing the detail.



An alternative view of the installed cover, highlighting its fit and finish within the car's console.

5. MAINTENANCE

To maintain the pristine appearance and longevity of your carbon fiber style panel cover, follow these simple maintenance guidelines:

- **Cleaning:** Wipe the surface regularly with a soft, damp cloth. For stubborn marks, use a mild automotive interior cleaner. Avoid abrasive cleaners or harsh chemicals, as these can damage the glossy finish.
- **Protection:** While the product is durable, avoid exposing it to extreme temperatures for prolonged periods, which could affect the adhesive.
- **Avoid Scratches:** Although designed to be scratch-resistant, avoid sharp objects or excessive force that could scratch the surface.

6. TROUBLESHOOTING

If you encounter any issues with your JUIVEEL Central Gear Shift Panel Cover, consider the following:

- **Adhesion Issues:** If the trim piece does not adhere properly, ensure the surface was thoroughly cleaned and dry before installation. In colder environments, warming the adhesive tape slightly before application can significantly improve bonding. Re-apply pressure evenly across the entire surface.
- **Improper Fit:** Double-check that the product is indeed compatible with your specific Hyundai Elantra model and year (N Line 2021-2025 or N 2022-2023). Ensure correct alignment during installation.
- **Surface Damage:** If the product arrives with any damage, please contact customer support immediately.

For further assistance, please refer to the "Warranty & Support" section.

7. SPECIFICATIONS

Attribute	Detail
Brand	JUIVEEL
Model Number	H203-F-ZU
Item Weight	1.13 ounces
Product Dimensions	7.87 x 6.89 x 0.2 inches
Material	High-quality ABS Plastic
Color/Pattern	Carbon Fiber Grain Black
Surface Finish	Shining Mirror-Like Glossy Finish
Country of Origin	China
Compatible Vehicles	Hyundai Elantra N Line 2021-2025, Elantra N 2022-2023

8. WARRANTY & SUPPORT

JUIVEEL is committed to providing high-quality automotive interior parts and ensuring customer satisfaction.

- **Quality Assurance:** This product is manufactured to high standards, ensuring perfect fitment and amazing quality.
- **Customer Service:** If you have any questions, concerns, or require assistance with your purchase, please do not hesitate to contact us. We are dedicated to providing the best after-sales service to ensure your absolute satisfaction.

For direct support, please refer to the contact information provided with your purchase or visit the official JUIVEEL store page on Amazon.