



[Manuals.plus](#) /

› [Wakeman](#) /

› Wakeman Collapsible Trash Can and Camp Sink Set Instruction Manual

Wakeman B0B57S191N


Wakeman Collapsible Trash Can and Camp Sink Set Instruction Manual

Model: B0B57S191N

INTRODUCTION

Thank you for choosing the Wakeman Collapsible Trash Can and Camp Sink Set. This versatile set is designed for a variety of tasks, both indoors and outdoors, making it ideal for camping, parties, yard work, and general cleaning. This manual provides detailed instructions for the proper setup, operation, maintenance, and care of your product to ensure long-lasting performance.

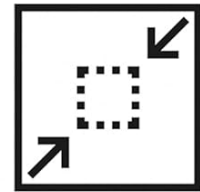
The set includes a 29.5-gallon collapsible trash can and a 7-liter collapsible wash basin. Both items feature a space-saving design for easy storage and transport.



Indoor & Outdoor Use



10L Multi-Purpose Bucket



Collapsible

Image: Key features of the Wakeman Collapsible Trash Can and Camp Sink Set, highlighting its indoor/outdoor use, multi-purpose bucket, and collapsible nature.

SETUP INSTRUCTIONS

Collapsible Trash Can

1. **Unpack:** Carefully remove the collapsible trash can from its packaging.
2. **Expand:** Hold the top and bottom edges of the collapsed trash can and gently pull them apart. The internal spring mechanism will cause the can to pop up and expand to its full height.
3. **Secure:** Ensure the can is fully extended and stable before use.
4. **Collapse for Storage:** To collapse, gently push down on the top rim while holding the bottom. Twist slightly if needed to help the spring coil down. Secure with the sewn-in toggle or strap if present.



Image: The Wakeman collapsible trash can in its fully expanded state, ready for use.



Image: Detailed views of the trash can's features, including the zippered lid, its compact collapsed form, and convenient carry handles.

Collapsible Camp Sink

1. **Unpack:** Remove the collapsible camp sink from its packaging.
2. **Expand:** Place the sink on a flat surface. Push down on the base while pulling up on the rim to expand the silicone walls to their full height.
3. **Collapse for Storage:** To collapse, gently push down on the rim until the silicone walls fold flat against the base.




Image: The Wakeman collapsible camp sink in its fully expanded state, ready for various uses.




Image: The Wakeman collapsible camp sink in its compact, collapsed state for easy storage.

OPERATING INSTRUCTIONS

Collapsible Trash Can Uses

- **Waste Disposal:** Ideal for collecting trash at campsites, picnics, or outdoor events. Line with a standard trash bag for easy disposal.
- **Yard Work:** Use to collect leaves, weeds, or other garden debris.
- **Laundry Bag:** Can serve as a temporary laundry hamper for dirty clothes during camping trips or at home.
- **Critter Deterrent:** The zippered lid helps to keep contents secure and deter small animals or prevent wind from scattering trash.



Image: The collapsible trash can being used for collecting leaves during yard work.

Collapsible Camp Sink Uses

- **Dishwashing:** Perfect as a portable sink for washing dishes while camping or during outdoor activities.
- **Ice Bucket:** Fill with ice to keep beverages cool.
- **Foot Bath:** Provides a convenient way to soak feet after long hikes.
- **General Basin:** Useful for carrying water, washing small items, or as a temporary storage container.



Image: Multiple uses of the collapsible camp sink, including dishwashing, serving as an ice bucket, and holding snacks.



Image: A person washing a plate in the collapsible camp sink, demonstrating its use for dish cleaning.



Image: The Wakeman Collapsible Trash Can and Camp Sink Set in a camping environment, showcasing their practical use outdoors.



Image: The collapsible trash can positioned next to a tent in a scenic outdoor setting, illustrating its utility for camping.

MAINTENANCE AND CARE

- **Cleaning:** Both the trash can and the camp sink can be easily cleaned with soap and water. Rinse thoroughly and allow to air dry completely before collapsing and storing.
- **Storage:** Ensure both items are clean and dry before collapsing them for storage. Store in a cool, dry place away from direct sunlight to prolong material life.
- **Durability:** The materials are designed for regular indoor and outdoor use. Avoid using abrasive cleaners or sharp objects that could damage the fabric or silicone.

TROUBLESHOOTING

Trash Can Stability Issues

If the trash can appears flimsy or does not stand upright properly:

- **Ensure Full Expansion:** Make sure the internal spring mechanism is fully extended. Gently pull the top and bottom apart until it locks into its expanded position.
- **Even Surface:** Place the trash can on a flat, even surface. Uneven ground can cause it to lean.
- **Weight Distribution:** When filling, distribute the weight evenly inside the can. Heavy items placed on one side can cause instability.
- **Secure Placement:** In windy conditions, consider placing rocks or other heavy objects around the base, or securing the handles to a nearby anchor point if possible.

Camp Sink Capacity Concerns

If the camp sink seems too shallow for your needs:

- **Verify Expansion:** Ensure the silicone walls are fully extended upwards.
- **Intended Use:** The 7-liter (approximately 1.85 gallons) capacity is designed for tasks like washing a few dishes, holding ice for drinks, or a small foot soak. For larger volumes of water or items, multiple fills may be required.

SPECIFICATIONS

Wakeman Collapsible Trash Can and Camp Sink Set

Feature	Detail
Brand	Wakeman
Model Number	B0B57S191N
Material	Plastic (for both items)
Color	Blue and Green
Trash Can Capacity	29.5 Gallons (approx. 111.7 Liters)
Trash Can Dimensions (Expanded)	19" L x 19" W x 23.8" H
Trash Can Dimensions (Collapsed)	Approximately 19" L x 19" W x 2.5" H
Trash Can Features	Collapsible, Zippered Lid, Carry Handles, Open-Top
Camp Sink Capacity	7 Liters (approx. 1.85 Gallons)
Camp Sink Dimensions (Expanded)	14.75" L x 10.75" W x 5" H
Camp Sink Dimensions (Collapsed)	Approximately 14.75" L x 10.75" W x 2" H
Recommended Uses	Camping, Outdoor Activities, Home Organization
UPC	196593836475

Capacity: 33 Gallons



19.5"

2"



19.5"

Image: Detailed dimensions of the Wakeman collapsible trash can in both expanded and collapsed states.

Capacity: 10 Liters

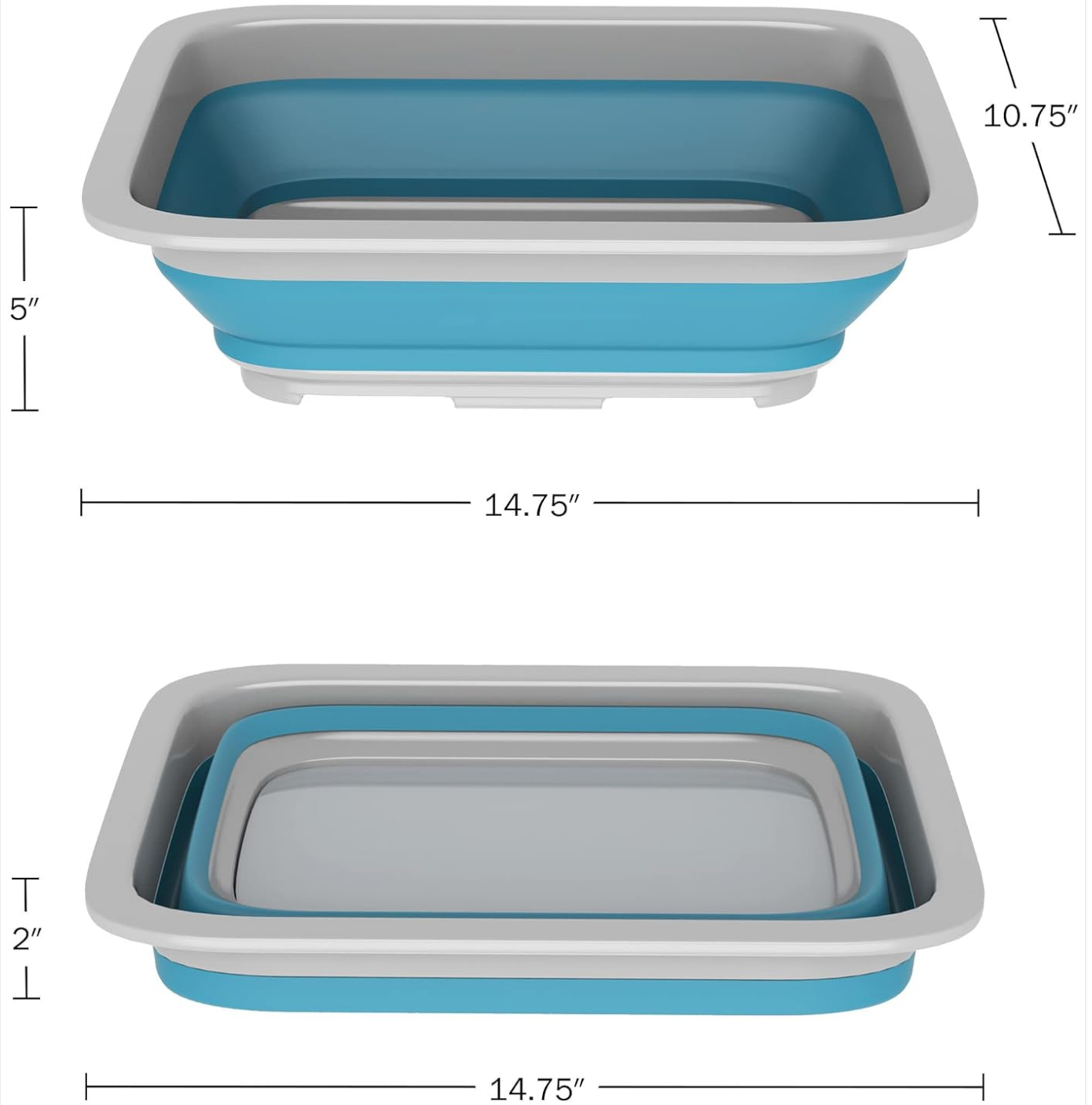


Image: Detailed dimensions of the Wakeman collapsible camp sink in both expanded and collapsed states.

WARRANTY AND SUPPORT

Warranty Information: A specific warranty description for this product is not available in the provided information. For product support, inquiries, or to view other Wakeman products, please visit the official Wakeman store: [Wakeman Official Store on Amazon](#)



