



Manuals.plus /

› Win Up Time /

› Win Up Time SYZ-TYG-12-W Manual Height Adjustable Standing Desk User Manual

Win Up Time SYZ-TYG-12-W

Win Up Time Manual Height Adjustable Standing Desk

Model: SYZ-TYG-12-W

INTRODUCTION

This manual provides instructions for the assembly, operation, and maintenance of your Win Up Time Manual Height Adjustable Standing Desk, model SYZ-TYG-12-W. This desk is designed to offer a versatile and ergonomic workspace, allowing seamless transitions between sitting and standing positions. Its manual crank system ensures reliability without the need for electricity, and integrated casters provide effortless mobility.



Image: The Win Up Time standing desk in a contemporary office environment, showcasing its clean design and ample workspace.

SETUP

Before assembly, ensure all components are present and undamaged. Refer to the included assembly guide for detailed step-by-step instructions. Typically, assembly involves attaching the desk legs to the tabletop and installing the manual crank mechanism. Ensure all screws and fasteners are securely tightened to guarantee stability. The desk is designed for hassle-free assembly with clearly labeled components.

MORE COMPLETE DETAILS



BEAM REINFORCEMENT



HANDLE ADJUSTMENT



SOLID FRAME



MOVABLE ROLLER

Image: Close-up of key desk components, illustrating the beam reinforcement for stability, the manual crank handle, the solid steel frame, and the movable rollers for easy relocation.

OPERATING INSTRUCTIONS

Height Adjustment

The Win Up Time standing desk features a manual crank system for height adjustment. To change the desk height, locate the crank handle on the side of the desk. Insert the handle into the designated slot. Turn the crank clockwise to raise the desk and counter-clockwise to lower it. Adjust the desk to your desired ergonomic sitting or standing height. The desk offers a smooth and stable adjustment mechanism, ensuring your items remain secure during height changes.

Mobility

The desk can be easily moved using the integrated rolling casters. Engage the casters by lifting one side slightly and rolling the desk to its new position. Ensure the desk is stable and level after moving.

ADJUSTABLE SIT TO STAND DESK

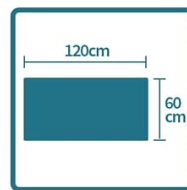
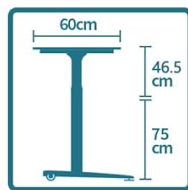


Image: An illustrative diagram demonstrating the adjustable sit-to-stand functionality of the desk, highlighting the ergonomic benefits and the desk's weight capacity of 120 lbs.

MAINTENANCE

To maintain the longevity and appearance of your desk, regularly wipe surfaces with a soft, damp cloth. Avoid abrasive cleaners or harsh chemicals that may damage the finish. Periodically check all screws and connections to ensure they remain tight. If the crank mechanism feels stiff, apply a small amount of silicone-based lubricant to the moving parts, avoiding contact with the desk surface.

TROUBLESHOOTING

Desk is wobbly

Ensure all assembly screws are securely tightened. Verify that the desk is placed on a flat, level surface. Adjust the leveling feet if necessary.

Crank mechanism is stiff or difficult to turn

Check for any obstructions in the crank path. Ensure the crank handle is fully inserted. Apply lubricant to the moving parts of the crank mechanism if needed.

Desk does not adjust height

Confirm the crank handle is correctly engaged. Inspect the internal mechanism for any visible damage or dislodged parts. If issues persist, contact customer support.

SPECIFICATIONS

Feature	Detail
Brand	Win Up Time
Model Number	SYZ-TYG-12-W
Product Dimensions	60.96 x 121.92 x 93.98 cm (24 x 48 x 37 inches)
Adjustable Height Range	75 cm (29.5 inches) to 121 cm (47.6 inches)
Weight Capacity	Up to 150 lbs
Item Weight	25.4 kg
Material	Alloy Steel, Metal, Wood
Special Features	Cordless, Manual Crank, Rolling Casters

MORE STABLE

NON-ELECTRIC MANUAL DESIGN

OURS




A

No Need to Near to electric power. Everywhere to Move.

B

One More Heavy Duty Beam.

OTHERS



A

Messy Cables. Must Near to Electric Power .

B

No More Beam Betwin the Legs.

Image: A detailed diagram illustrating the dimensions of the desk, including its 48-inch width and adjustable height range from 29.5 to 47.6 inches.

WARRANTY INFORMATION

Win Up Time products are manufactured to high-quality standards. For specific warranty details, please refer to the warranty card included with your product or visit the official Win Up Time website. Keep your purchase receipt as proof of purchase for any warranty claims.

CUSTOMER SUPPORT

For assistance with assembly, operation, or troubleshooting, please contact Win Up Time customer support. Contact information can typically be found on the product packaging or the official Win Up Time website.

