

BLU T0100UU

BLU Tank Flip User Manual

Model: T0100UU | Brand: BLU

INTRODUCTION

Welcome to the user manual for your new BLU Tank Flip phone. This device is designed for essential communication with the convenience of a flip phone form factor, combined with modern connectivity features. It supports 4G LTE networks and comes with pre-installed applications like Facebook and WhatsApp to keep you connected. This manual provides detailed instructions on setting up, operating, maintaining, and troubleshooting your device.



Image: The BLU Tank Flip, highlighting its essential features and design.

WHAT'S IN THE BOX

Upon opening your BLU Tank Flip package, you should find the following items:

- BLU Tank Flip Phone
- Battery (1 Lithium Ion battery required, included)
- Earphones
- Quick Guide
- Sticker
- Charger
- Micro USB Cable



Image: All components included in the BLU Tank Flip retail packaging.

SETUP

1. Inserting SIM Card and Battery

1. **Remove the Back Cover:** Gently pry open the back cover of the phone using the notch provided, typically located at the bottom edge.
2. **Insert SIM Card(s):** Locate the SIM card slot(s). Align your SIM card(s) according to the diagram near the slot, ensuring the gold contacts face downwards. The BLU Tank Flip supports GSM and LTE networks.
3. **Insert Battery:** Place the battery into the battery compartment, aligning the gold contacts on the battery with the contacts in the phone. Press down gently until it clicks into place.
4. **Replace Back Cover:** Carefully align the back cover and press it firmly around the edges until it snaps securely into place.

2. Charging the Device

1. **Connect Charger:** Insert the Micro USB cable into the charging port at the bottom of the phone. Connect the other end of the cable to the provided charger and plug it into a power outlet.
2. **Initial Charge:** For optimal battery performance, it is recommended to fully charge the phone before its first use. The battery indicator on the screen will show charging status.



Image: Rear view of the BLU Tank Flip, illustrating the external display and camera placement.

OPERATING INSTRUCTIONS

Power On/Off

- **To Power On:** Press and hold the Power/End Call button until the screen lights up.

- **To Power Off:** Press and hold the Power/End Call button, then select "Power off" from the options that appear on the screen.

Basic Navigation

The BLU Tank Flip features a physical keypad and a central navigation pad for menu interaction. Use the directional keys (Up, Down, Left, Right) to navigate through menus and options, and the central button to select.





Image: The BLU Tank Flip in its open position, displaying the main screen and keypad for navigation.

Making Calls

- **Dialing:** From the home screen, use the keypad to enter the phone number. Press the Green Call button to initiate the call.
- **Answering:** When a call comes in, press the Green Call button to answer.
- **Ending Call:** Press the Red End Call button to end an active call.

Sending Messages

Navigate to the 'Messages' application. Select 'New Message' and enter the recipient's number or select from contacts. Use the keypad to type your message. The phone supports T9 predictive text input, which can be enabled or disabled in settings.

Camera Usage

The BLU Tank Flip is equipped with a 2MP main camera and a 2MP selfie camera. Open the 'Camera' application from the main menu. Use the navigation keys to switch between main and selfie cameras, adjust settings, and press the central button to capture photos.




Image: Illustration of the BLU Tank Flip's camera capabilities, featuring 2MP main and selfie cameras.

Using Pre-installed Applications (Facebook & WhatsApp)

The BLU Tank Flip comes with Facebook and WhatsApp pre-installed, allowing you to stay connected with friends and family. Ensure you have an active data connection (4G LTE) or Wi-Fi enabled to use these applications. Navigate to the respective app icons in the menu to launch them. Follow the on-screen prompts to log in or create an account.




Image: The BLU Tank Flip demonstrating its 'Always Connected' feature with Facebook and WhatsApp.

MAINTENANCE

- **Cleaning:** Use a soft, dry cloth to clean the phone's exterior. Avoid using harsh chemicals or abrasive materials.
- **Battery Care:** To prolong battery life, avoid exposing the phone to extreme temperatures. Do not leave the phone charging for extended periods after it is fully charged.
- **Storage:** Store the phone in a cool, dry place when not in use for extended periods.
- **Water Resistance:** This device is not water-resistant. Avoid exposure to liquids.

TROUBLESHOOTING

Problem	Possible Cause	Solution
Phone does not turn on	Low battery; Battery not inserted correctly; Software issue.	Charge the phone for at least 30 minutes. Ensure battery is properly seated. Perform a soft reset (remove and reinsert battery).
No network signal	SIM card not inserted; Out of network coverage; SIM card issue.	Ensure SIM card is correctly inserted. Move to an area with better coverage. Contact your carrier to verify SIM card status.
Battery not charging	Faulty charger/cable; Dirty charging port; Battery issue.	Try a different charger and USB cable. Clean the charging port gently. If issue persists, battery may need replacement.
Apps (e.g., WhatsApp) not working	No internet connection; App requires update; Software glitch.	Ensure you have an active data connection or Wi-Fi. Restart the phone. Check for app updates if available.
Slow button response	System lag; Too many background processes.	Restart the phone. Close any unnecessary applications running in the background.

SPECIFICATIONS

Feature	Detail
Model Name	Tank Flip
Model Number	T0100UU
Main Display Size	2.8 Inches
External Display Size	1.8 Inches
Display Resolution	240x320 (143ppi)
Operating System	Android AOSP
Processor	1.3GHz Quad-Core
RAM	512 MB
Internal Memory	4 GB
Main Camera	2 MP

Feature	Detail
Selfie Camera	2 MP
Battery Capacity	1350 mAh
Connectivity	4G LTE, GSM, USB
Dimensions	4.88 x 2.6 x 2.13 inches (Package)
Item Weight	0.141 ounces

High speed LTE connectivity



2.8" + 1.8" Display
240 x 320 Res | 143PPI



2MP Main
+2MP Selfie



4GB Memory
512MB RAM



1.3GHz
Quad-Core



1,350mAh
Battery



Facebook
Whatsapp



Image: Key specifications and features of the BLU Tank Flip, including high-speed LTE connectivity.





WARRANTY AND SUPPORT

Your BLU Tank Flip phone comes with a standard manufacturer's warranty. Please refer to the warranty card included in your product packaging for specific terms and conditions, including warranty period and coverage details.

For technical support, troubleshooting beyond this manual, or warranty claims, please contact BLU customer service. You can typically find contact information on the BLU website or in the Quick Guide provided with your phone.

For additional information and resources, visit the official BLU website: www.bluproducts.com

Related Documents

<div><div>Mobile Appearance picture</div><div></div><div><div>Brand: BLU</div><div>Model: Tank Flip</div><div>BLU Products, Inc. Designed in Miami</div></div><div>1</div></div>	<div>BLU Tank Flip User Manual - Features, Safety, and Specifications</div> <div>Comprehensive user manual for the BLU Tank Flip mobile phone, covering quick start, menu functions, safety guidelines, FCC regulations, SAR information, and technical specifications.</div>
<div><div></div><div><div>B300V</div><div>User Guide</div></div></div>	<div>BLU B300V User Guide</div> <div>User guide for the BLU B300V flip phone, covering setup, features, safety information, and troubleshooting.</div>
<div><div></div><div><div>B300V</div><div>USER MANUAL</div></div></div>	<div>BLU B300V User Manual: Your Essential Guide to Mobile Features</div> <div>Get started with your BLU B300V flip phone. This user manual covers setup, calls, messages, apps, troubleshooting, and safety information for easy mobile communication.</div>
<div><div></div><div><div>A140 4G</div></div></div>	<div>BLU A140 4G: Compact 4G Feature Phone with Essential Features</div> <div>Explore the BLU A140 4G, a compact and user-friendly mobile phone offering 4G connectivity, a 1.8-inch bright display, VGA camera, 800mAh battery, and essential entertainment features like FM Radio and MP3/MP4 player.</div>