

Owlet PSRHNN67IM

Owlet Dream Duo Smart Baby Monitor User Manual

Model: PSRHNN67IM | Brand: Owlet

INTRODUCTION

The Owlet Dream Duo Smart Baby Monitor provides caregivers with comprehensive insights into their infant's well-being. This system combines the FDA-Cleared Dream Sock, which tracks pulse rate and oxygen levels, with the Owlet Cam 2, offering 1080p HD WiFi video monitoring. Designed for healthy infants between 1-18 months and weighing 6-30 lbs, the Dream Duo delivers real-time health readings and timely notifications to ensure peace of mind.

This manual provides essential information for setting up, operating, and maintaining your Owlet Dream Duo. Please read it thoroughly before use.

WHAT'S INCLUDED

Your Owlet Dream Duo package includes the following components:

- Owlet Cam 2
- Dream Sock Sensor
- 4 Fabric Socks (designed to fit babies 0-18 months, 5-30 lbs)
- Base Station
- Cam Mounting Kit
- Access to the Dream App with Predictive Sleep Technology



Figure 1: Owlet Dream Duo Smart Baby Monitor and its primary components.

SETUP GUIDE

1. App Installation & Account Creation

1. Download the Owlet Dream App from the Apple App Store (iOS OS 14+ required) or Google Play Store (Android OS 7+ required).
2. Open the app and follow the on-screen instructions to create an Owlet account.

2. Connecting to Wi-Fi

Both the Dream Sock and Owlet Cam 2 require a 2.4 GHz Wi-Fi connection for optimal performance. Ensure your home Wi-Fi network is configured to support 2.4 GHz. If you have a dual-band router, you may need to temporarily disable the 5 GHz band during setup or ensure your device is connected to the 2.4 GHz network.

3. Dream Sock Setup

1. Plug in the Base Station. The light ring will illuminate.
2. Place the Dream Sock sensor into one of the fabric socks. Ensure the sensor is correctly oriented as per the instructions in the app.
3. Follow the in-app instructions to pair the Dream Sock with the Base Station and connect it to your Wi-Fi network.
4. The Base Station will indicate successful connection with a green light.

Dream Sock monitors baby's pulse rate, oxygen, and sleep trends in *real-time*.

Live health readings

All readings are normal



113 bpm
Pulse Rate



96 %
Oxygen



Figure 2: The Dream Sock worn on a baby's foot, monitoring vital signs.

4. Owlet Cam 2 Setup

1. Choose a suitable location for the Owlet Cam 2, ensuring it has a clear view of your baby's sleep area.
2. Use the provided Cam Mounting Kit to securely install the camera. Ensure the camera is placed at least 3 feet (0.9 meters) away from the crib to prevent entanglement with the power cord.
3. Plug in the Owlet Cam 2.
4. Follow the in-app instructions to pair the Cam 2 with your Owlet account and connect it to your 2.4 GHz Wi-Fi network.

OPERATING INSTRUCTIONS

Using the Dream Sock

- **Placement:** Gently place the Dream Sock on your baby's foot, ensuring a snug but comfortable fit. Refer to the fabric sock labels for left/right foot and weight guidance (e.g., 12-30 lbs).
- **Monitoring:** The Dream Sock continuously tracks your baby's pulse rate and oxygen levels while they sleep. This data is transmitted to the Base Station and the Owlet Dream App.
- **Sleep Trends:** The app provides detailed insights into your baby's sleep patterns, including wakings and sleep quality indicators, helping you understand and optimize their sleep.

View sleep patterns, and historical health readings & trends *in the App.*

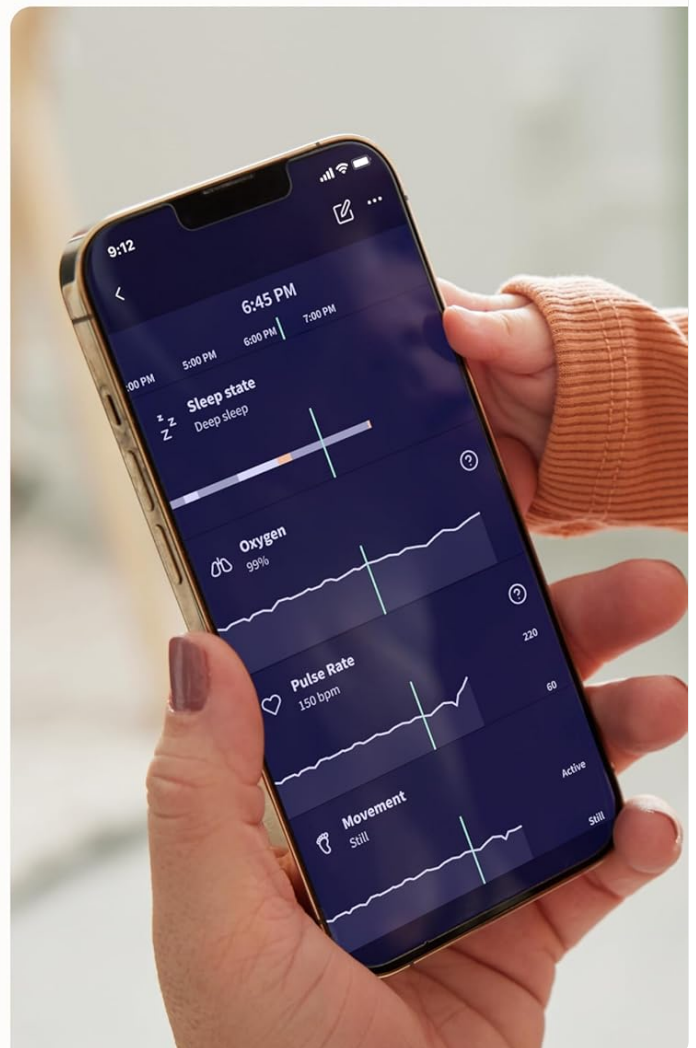


Figure 3: Monitoring sleep patterns and historical health readings via the Owlet Dream App.

Using the Owlet Cam 2

- **Live HD Video:** Access a live 1080p HD video feed of your baby through the Owlet Dream App.
- **Two-Way Audio:** Use the two-way audio feature to speak to your baby or listen to their sounds.

- **Room Temperature & Humidity:** The Cam 2 monitors the room's temperature and humidity, providing additional environmental insights within the app.
- **Video Storage:** The system includes 48 hours of free video clip storage, with an option to upgrade to 14 days via Owlet360 in the Dream App.

Understanding Alerts

The Owlet Dream Duo is designed to notify you if your infant's health readings fall outside preset safe ranges. Alerts are delivered through both the Base Station and the Owlet Dream App.

- **Base Station Alerts:** The Base Station will emit lights and sounds to alert you to significant changes in your baby's pulse rate or oxygen levels.
- **In-App Notifications:** You will receive real-time notifications on your smartphone via the Owlet Dream App, providing details about the alert.

Receive *light and sound alerts* on the parent Base Station when Baby's readings fall outside preset range.



Figure 4: Examples of in-app and Base Station alerts.

MAINTENANCE

Cleaning the Dream Sock Fabric

- Hand wash the fabric socks regularly with mild detergent and cold water.
- Rinse thoroughly and air dry completely before reattaching the sensor or using on your baby.
- Do not machine wash, bleach, or iron the fabric socks.

Cleaning the Dream Sock Sensor and Owlet Cam 2

- Wipe the Dream Sock sensor and Owlet Cam 2 with a dry, lint-free cloth.
- Do not use abrasive cleaners, solvents, or aerosol sprays.
- Ensure both devices are completely dry before use or charging.

Battery Care

- The Dream Sock sensor contains a Lithium-Ion battery. Charge the sensor fully before each use.
- Store the sensor on its Base Station when not in use to ensure it is charged and ready.

TROUBLESHOOTING

Issue	Possible Cause	Solution
Device not connecting to Wi-Fi	Incorrect Wi-Fi band (not 2.4 GHz), weak signal, incorrect password.	Ensure you are connecting to a 2.4 GHz Wi-Fi network. Move devices closer to the router. Double-check Wi-Fi password. Restart your router and the Owlet device.
Frequent disconnections/false alarms	Sock not properly placed, baby movement, weak signal, interference.	Ensure the sock is snug and correctly positioned on the baby's foot. Check Base Station and Cam placement for optimal signal. Minimize interference from other electronic devices.
No video feed from Cam 2	Cam is offline, app issue, network problem.	Check if the Cam 2 is powered on and connected to Wi-Fi. Restart the Owlet Dream App. Verify your internet connection.

For more detailed troubleshooting steps or issues not listed here, please refer to the comprehensive User Guide PDF or contact Owlet Customer Support.

SPECIFICATIONS

Feature	Detail
Brand	Owlet
Model Number	PSRHNN67IM
Material	Plastic, Spandex
Color	Bedtime Blue
Compatible Devices	2.4 Ghz Wifi, Android OS 7+, iOS OS 14+
Product Dimensions	2.2"L x 2.2"W x 4.1"H
Item Weight	2.1 Pounds
Sensor Type	Temperature (for Cam 2)

Feature	Detail
Battery Type	Lithium-Ion (included)
UPC	850038861292

IMPORTANT SAFETY INFORMATION




- The Dream Sock is intended for use with healthy infants between 1-18 months, 6-30 lbs. It is not a medical device and is not intended to diagnose, treat, cure, or prevent any disease or medical condition.
- **Strangulation Hazard:** Keep all cords and cables out of reach of children. Ensure the Owlet Cam 2 power cord is at least 3 feet (0.9 meters) away from the crib or playpen. Never place the Base Station or Cam inside the crib.
- Ensure the Dream Sock is properly fitted to avoid discomfort or inaccurate readings.
- This product is designed for use in the U.S. only. Functionality may be limited or unavailable outside the U.S.

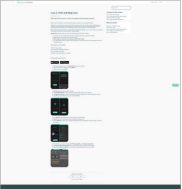


WARRANTY AND SUPPORT

Owlet products come with a limited warranty. For detailed warranty information, product registration, and customer support, please refer to the official Owlet User Guide PDF or visit the Owlet support website.

You can access the full User Guide here:[Owlet Dream Duo User Guide \(PDF\)](#)

Related Documents - PSRHNN67IM

	<p>Owlet Dream Duo User Guide: Setup, Usage, and Safety</p> <p>Comprehensive user guide for the Owlet Dream Duo smart nursery system, including setup instructions for the Smart Sock and Dream Sock, app integration, safety guidelines, and troubleshooting tips.</p>
	<p>Owlet Dream Sock User Manual: Setup, Usage, and Safety Guide</p> <p>Comprehensive user manual for the Owlet Dream Sock, a wearable baby monitor that tracks SpO2 and pulse rate. Learn about setup, safety precautions, usage, troubleshooting, and maintenance for your Owlet Dream Sock.</p>
	<p>Owlet Dream Sight™ Uživatelská příručka</p> <p>Kompletní uživatelská příručka pro Owlet Dream Sight™ (Model: OC3A), včetně nastavení, připojení k internetu, instalace, funkcí aplikace, řešení problémů a bezpečnostních pokynů.</p>

	<p>Owlet Cam 2 WiFi Self-Help Tool: Troubleshooting Your Connection</p> <p>A guide to troubleshooting WiFi connection issues with the Owlet Cam 2 using the RouteThis Helps app. Learn how to optimize your home network for better performance.</p>
	<p>Owlet Smart Sock User Guide: Setup, Features, and Safety Information</p> <p>Learn how to set up and use the Owlet Smart Sock for your baby. This user guide covers features, app integration, notifications, safety, and troubleshooting for the Owlet Smart Sock 3 and Smart Sock Plus.</p>
	<p>Owlet Smart Sock 3: Ръководство за потребителя</p> <p>Това ръководство предоставя подробни инструкции за настройка, употреба и поддръжка на Owlet Smart Sock 3. Устройството е проектирано да следи жизнените показатели на Вашето бебе, като сърдечна честота и нива на кислород, осигурявайки спокойствие на родителите.</p>