

Colesma i18-Black

Colesma Smart Watch User Manual

Model: i18-Black

INTRODUCTION

Thank you for choosing the Colesma Smart Watch. This manual provides detailed instructions on how to set up, operate, and maintain your new smartwatch. Please read this manual thoroughly before using the device to ensure optimal performance and longevity.



The Colesma Smart Watch, featuring a sleek black design with a mesh band, and including two additional interchangeable bands for versatile styling.

WHAT'S IN THE BOX

- Smart Watch Body x 1
- Smartwatch Bands x 2 (one pre-installed, one additional)
- Smart Watch Charging Cable x 1
- User Manual x 1

SETUP GUIDE

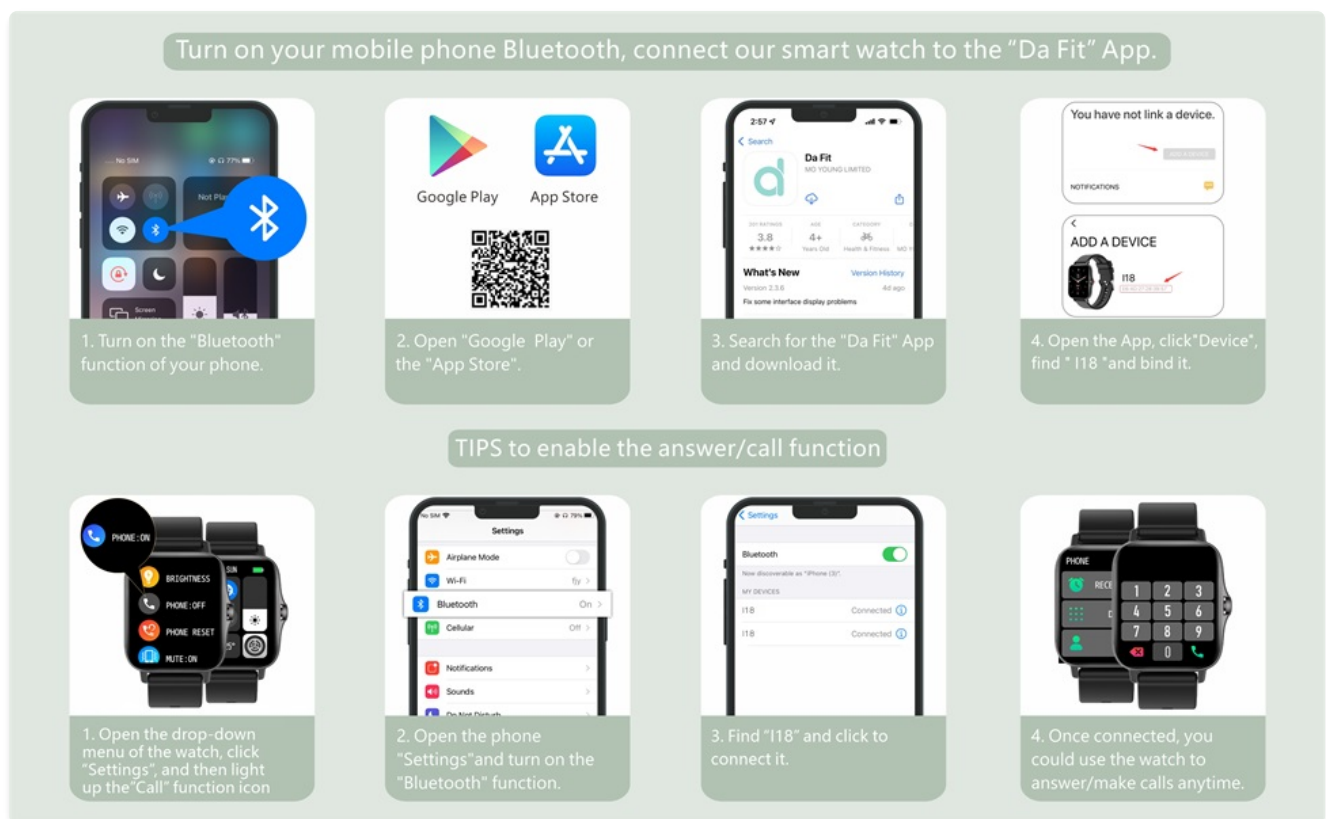
1. Initial Charging

Before first use, fully charge your smartwatch. Connect the magnetic charging cable to the charging points on the back of the watch and plug the USB end into a compatible power adapter (not included).

2. App Installation and Pairing

The Colesma Smart Watch requires the "Da Fit" app for full functionality and pairing with your smartphone.

1. **Download the App:** Scan the QR code in the included user manual or search for "Da Fit" in the Google Play Store (for Android) or Apple App Store (for iOS).
2. **Enable Bluetooth:** On your smartphone, go to Settings and ensure Bluetooth is turned on.
3. **Open Da Fit App:** Launch the "Da Fit" app and follow the on-screen instructions to create an account or log in.
4. **Add Device:** In the app, navigate to the "Add Device" section. The app will search for nearby devices. Select "i18" or the corresponding device name to connect.
5. **Confirm Pairing:** A pairing request may appear on your watch and phone. Confirm the pairing on both devices.



Visual guide for connecting your Colesma Smart Watch to the Da Fit application on your mobile device.

3. Enabling Bluetooth Call Function

To use the call answering and making features, an additional Bluetooth connection is required:

1. **On the Watch:** Swipe down from the watch face to access the quick settings. Tap the "Phone ON" icon to enable the call function.
2. **On the Phone:** Go to your phone's Bluetooth settings. Look for a device named "i18" (or similar, often with a headphone icon) and connect to it.
3. Once connected, you can use your watch to answer and make calls.

Your browser does not support the video tag.

Video demonstrating how to pair your Colesma Smart Watch for call functionality.

Your browser does not support the video tag.

A guide to establishing the Bluetooth connection for your smartwatch.

OPERATING INSTRUCTIONS

Basic Navigation

- **Swipe Down:** Access quick settings (Brightness, Phone ON/OFF, Do Not Disturb, etc.).
- **Swipe Up:** View notifications.
- **Swipe Left/Right:** Navigate through main functions (Activity, Heart Rate, Sleep, Weather, Music, etc.).
- **Press Side Button:** Return to the watch face or access the app menu.

Key Features

Bluetooth Call & Message Reminder

Once paired, your smartwatch allows you to answer/make calls directly and receive notifications from various apps (WhatsApp, Facebook, Twitter, etc.). Note: Message replies are not supported.

Bluetooth Call /Message Reminder

Information, call, APP message notification, Intelligent vibration reminder to avoid missing important information.
Dial and answer call conveniently



The smartwatch showing its Bluetooth call and message reminder capabilities, allowing convenient communication directly from your wrist.

Your browser does not support the video tag.

Demonstration of the call and answer fitness tracker features for Android and iOS.

Your browser does not support the video tag.

A video illustrating the smart watch's message reminder function.

Health Monitoring (HR, BP, SpO2, Sleep)

The smartwatch continuously monitors your heart rate, blood pressure, blood oxygen (SpO2), and sleep patterns. View detailed data in the Da Fit app.

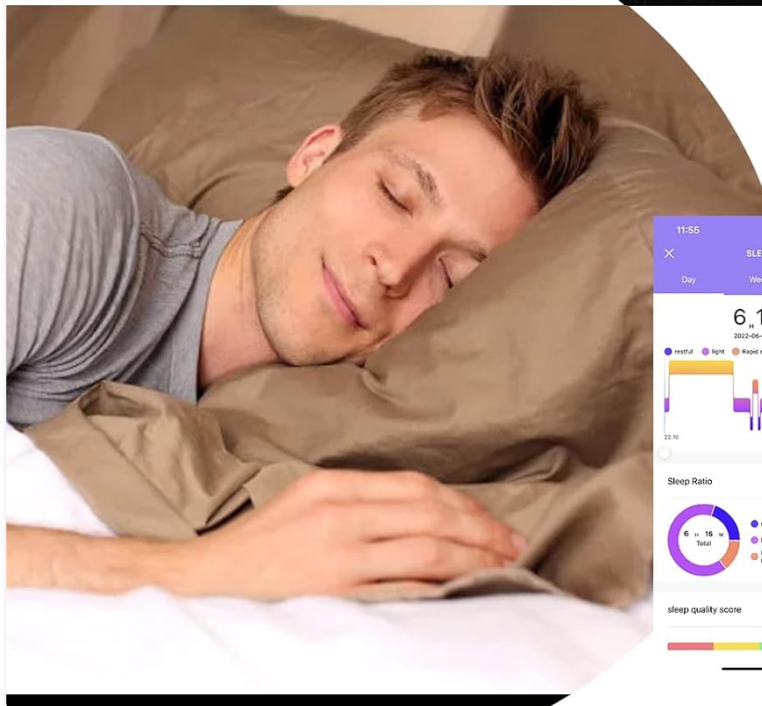
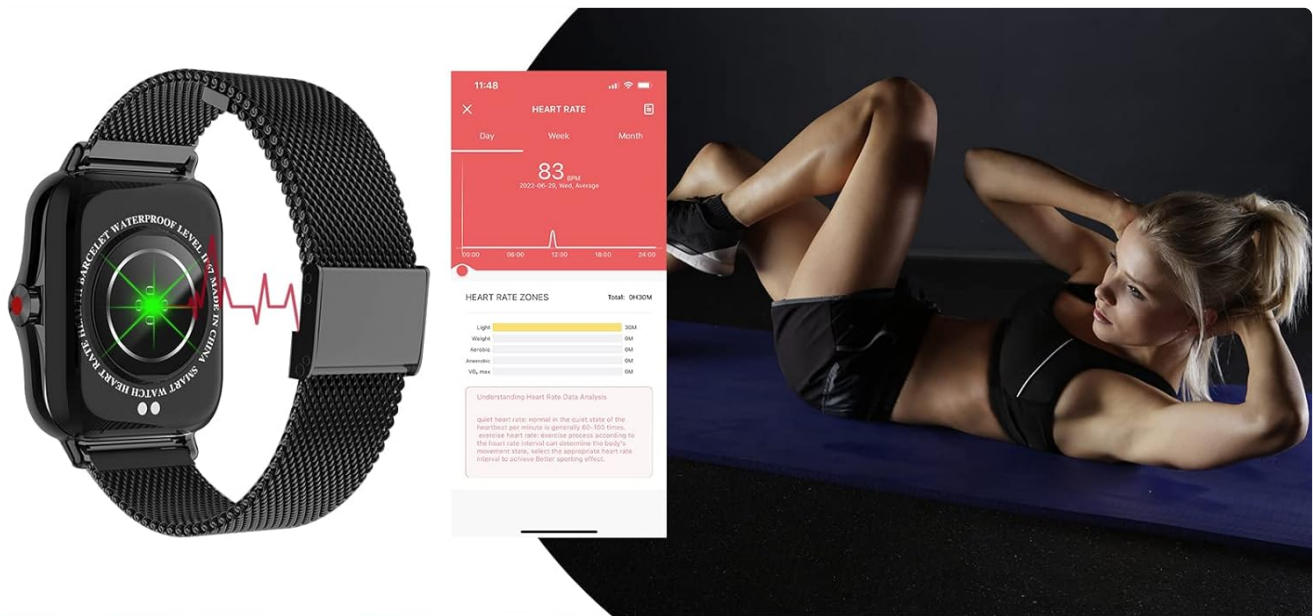
Blood Oxygen Monitor



Sleep Monitor

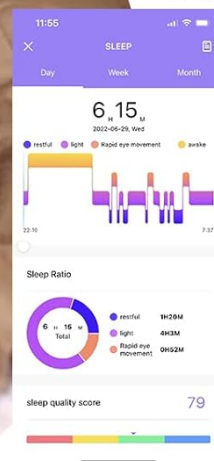


The smartwatch's interface showing real-time blood oxygen levels and sleep monitoring graphs, providing comprehensive health insights.



24/7 HEALTH MONITORING

Monitor your sleep quality every night




The smartwatch offers 24/7 health monitoring, including heart rate and sleep quality tracking, to help you understand and improve your well-being.

Sports Modes

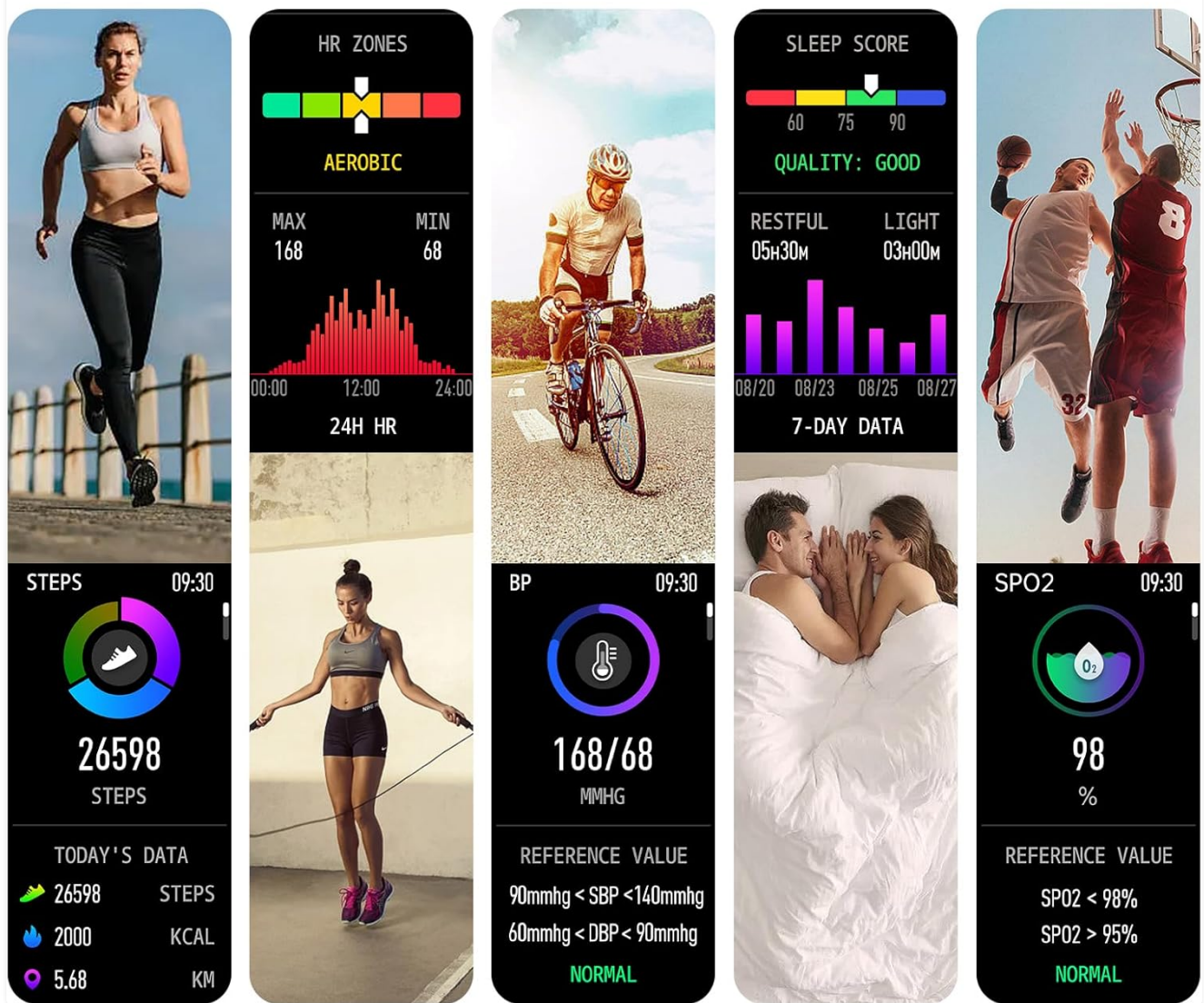
Choose from 8 built-in sports modes to track your workouts, including walking, running, cycling, skipping, badminton, basketball, football, and swimming. Data is synced to the app.

Multiple Sport Modes



The smartwatch features multiple sport modes, allowing you to accurately track various physical activities and monitor your performance.

Sports Health Monitoring



Comprehensive sports and health monitoring features, including heart rate zones, sleep quality, steps, blood pressure, and SpO2, to support your active lifestyle.

DIY Watch Face

Personalize your watch face with over 100 options available in the Da Fit app, or upload your own photos.

100+ & Customize watch faces | 1.7" HD Large Full Touch Colorful Screen



Customize your smartwatch with over 100 watch faces or create your own DIY designs on the 1.7-inch HD large full-touch colorful screen.

Your browser does not support the video tag.

A video demonstrating how to customize your watch screen with various dials and personal photos.

Remote Camera Control

Enter the mobile phone app's photo interface, then swing your arm to remotely trigger your phone's camera and capture moments.

EASY REMOTE CONTROL PHOTOGRAPHY

Enter the mobile phone app photo interface, swing your arm to take photos easily and record every wonderful moment



The smartwatch enables easy remote control photography, allowing you to capture wonderful moments by simply swinging your arm.

MAINTENANCE

Cleaning Your Smartwatch

- Wipe the watch body and straps regularly with a soft, damp cloth.
- Avoid using harsh chemicals or abrasive materials.
- Ensure the charging contacts are clean and dry before charging.

Strap Replacement

The Colesma Smart Watch features quick-release pins for easy strap replacement. To remove a strap, pull the pin inwards and gently detach the strap. To attach a new strap, align the pin with the lug hole and release the pin to secure it.

Your browser does not support the video tag.

Video tutorial on how to remove and install the watch strap.

Water Resistance

The watch is IP67 waterproof, meaning it can withstand splashes, rain, and brief immersion in water. It is not

suitable for hot showers, diving, or prolonged submersion.

TROUBLESHOOTING

Problem	Possible Cause	Solution
Watch not turning on	Low battery	Charge the watch for at least 2 hours.
Cannot pair with phone	Bluetooth off, app not running, watch too far	Ensure phone Bluetooth is on, open Da Fit app, keep watch close to phone. Restart both devices.
No notifications	App permissions not granted, notification settings off	Check Da Fit app notification settings and phone's app permissions. Ensure watch is connected.
Call function not working	Second Bluetooth connection not established	Follow steps in "Enabling Bluetooth Call Function" section to connect the second Bluetooth profile.
Inaccurate health data	Watch fit too loose/tight, sensor dirty	Ensure watch is worn snugly but comfortably. Clean the sensor on the back of the watch.

SPECIFICATIONS

Feature	Detail
Model Number	i18-Black
Screen Size	1.69 inches (1.59 inches listed in specs, using 1.69 from title for consistency)
Product Dimensions	1.73 x 1.73 x 0.39 inches
Item Weight	6.4 ounces
Battery Capacity	230 Milliamp Hours
Operating System	Android & iOS compatible
Connectivity	Bluetooth
Water Resistance	IP67

WARRANTY AND SUPPORT

For warranty information and customer support, please refer to the contact details provided on the product packaging or visit the official Colesma website. Keep your purchase receipt as proof of purchase for any warranty

claims.

Manufacturer: Colesma




First Available: July 5, 2022




For further assistance, you may also refer to the official user guides available online:

- [User Guide \(PDF\)](#)
- [User Manual \(PDF\)](#)

© 2024 Colesma. All rights reserved.

Related Documents - i18-Black

<div>Instruction Manual</div> <div></div> <div>customerservice@boellgroup.com</div>	<div>LW29 Smartwatch Instruction Manual</div> <div>Instruction manual for the LW29 smartwatch, covering app download, charging, Bluetooth pairing, operation, features like sports tracking, notifications, weather, sleep monitoring, heart rate monitoring, blood pressure monitoring, blood oxygen monitoring, stopwatch, music control, brightness adjustment, dial switching, and system information. Includes product parameters and a warranty card.</div>
<div></div>	<div>Venus Smartwatch Instruction Manual and User Guide MANIA</div> <div>Detailed instruction manual for the MANIA Venus Smartwatch. Learn about its features, technical specifications, app connection, functions, charging, maintenance, troubleshooting (FAQ), and warranty.</div>
<div></div>	<div>Glory Fit Intelligent Smart Watch User Manual</div> <div>This manual provides instructions for setting up, connecting, and using the Glory Fit Intelligent Smart Watch. It covers device appearance, charging, basic functions, app connection, app operation, and troubleshooting.</div>

	<p>Black Shark Watch X BS-W2403 User Guide and Specifications</p> <p>Comprehensive user guide and technical specifications for the Black Shark Watch X (BS-W2403), covering setup, usage, features, safety, and regulatory information.</p>
	<p>Noise ColorFit Pulse 3 Smartwatch: 1.96" Bluetooth Calling, Fitness Tracker</p> <p>Discover the Noise ColorFit Pulse 3 smartwatch featuring a large 1.96" display, Bluetooth calling, auto sport detection, 7-day battery, and customizable watch faces. Ideal for fitness and daily use.</p>
	<p>LIGE Smart Watch User Manual and Guide</p> <p>Official user manual for the LIGE Smart Watch, providing instructions on setup, features, health tracking, fitness modes, and connectivity for Android and iOS devices.</p>