

Mattel HNF42

Mattel Disney The Little Mermaid Deluxe Ariel Doll Instruction Manual

Model: HNF42

INTRODUCTION

This manual provides comprehensive instructions for the Mattel Disney The Little Mermaid Deluxe Ariel Doll. This posable Ariel doll features her signature mermaid tail, long red hair, and hair jewelry, inspired by Disney's The Little Mermaid film. It includes a whirlpool-themed display stand for showcasing the doll.

WHAT'S INCLUDED

- 1 x Mattel Disney The Little Mermaid Deluxe Ariel Doll (wearing fashions)
- 1 x Removable Crown
- 1 x Removable Bracelet
- 6 x Removable Hair Jewelry Beads
- 1 x Whirlpool-themed Doll Stand

SETUP

1. **Unboxing the Doll:** Carefully remove the doll and accessories from the packaging. The packaging features an underwater background that can be used as a display backdrop.



Image: The Deluxe Ariel Doll still in its original packaging, highlighting the detailed underwater scene that serves as a display background.

2. **Attaching the Doll Stand:** The whirlpool-themed doll stand is designed to hold Ariel in a dynamic, swimming pose. Gently clip the doll onto the stand, ensuring it is securely fastened around her waist or tail for stability.



Image: The Ariel doll positioned next to its clear blue, swirling water-effect display stand, ready for assembly.

3. **Hair Accessories:** Place the pearl-detailed gold crown on Ariel's head. The included hair jewelry beads can be styled into her long red hair as desired.



Image: A detailed view of Ariel's face, her long red hair adorned with a golden crown and small decorative beads.

OPERATING THE DOLL (PLAY FEATURES)

The Deluxe Ariel doll is designed for imaginative play and display. Her articulated body allows for a variety of poses.

- **Posability:** Ariel is fully posable at the arms, wrists, elbows, feet, and legs. This articulation enables dynamic posing for recreating movie scenes or inventing new adventures.





Image: The Ariel doll displayed on its stand, with arms outstretched, demonstrating its posability and the flowing design of its tail.

- **Mermaid Tail:** The doll features an iridescent, ombre-colored mermaid tail with foil scale details and ruffle accents. The tail is designed to evoke movement and can be posed with the doll stand.



Image: A close-up of Ariel's shimmering, multi-colored mermaid tail, highlighting the scale details and the translucent, glitter-infused fins.

- **Hair Styling:** Ariel's long red hair can be styled. The included hair jewelry beads can be added or removed to customize her look.

MAINTENANCE

- **Cleaning the Doll:** Wipe the doll with a damp cloth to remove dust or dirt. Avoid harsh chemicals or abrasive cleaners.
- **Hair Care:** To maintain the doll's hair, gently comb it with a wide-tooth comb. Avoid excessive pulling or brushing to prevent tangling or damage.
- **Storage:** When not in use, store the doll and its accessories in a clean, dry place away from direct sunlight to prevent fading or material degradation.

TROUBLESHOOTING

- If you encounter any issues with your Mattel Disney The Little Mermaid Deluxe Ariel Doll, please consider the following:
- **Loose Accessories:** Ensure all removable accessories, such as the crown, bracelet, and hair beads, are securely attached during play to prevent loss.
 - **Doll Stand Stability:** If the doll does not stand securely, re-adjust its position on the whirlpool stand, ensuring the clips are properly engaged.
 - **Hair Tangling:** If the doll's hair becomes tangled, gently detangle it using a wide-tooth comb, starting from the ends and working your way up.

SPECIFICATIONS

Feature	Detail
Product Dimensions	5.91 x 2.24 x 15.24 inches
Item Weight	4.2 ounces
Item Model Number	HNF42
Manufacturer Recommended Age	6 years and up
Release Date	May 11, 2023
Manufacturer	Mattel

OFFICIAL PRODUCT VIDEOS


The Little Mermaid Dolls from Mattel






Your browser does not support the video tag.

Video: An overview of various Mattel Disney The Little Mermaid dolls, including the Deluxe Ariel doll, showcasing their features and designs. This video is provided by TTPM, a seller.

© 2023 Mattel. All rights reserved.
For further assistance, please visit the [Mattel Store](#).

Related Documents - HNF42

	Disney Pixar Cars Motor Speedway of the South Toy Track Set Assembly and Play Instructions Comprehensive guide for assembling and playing with the Disney Pixar Cars Motor Speedway of the South toy track set by Mattel. Features step-by-step instructions for construction, race mode, and stunt mode.
---	--

	<p>Disney Pixar Cars Race Track Assembly and Play Instructions</p> <p>A comprehensive guide to assembling and playing with the Disney Pixar Cars race track set, featuring step-by-step instructions, assembly diagrams, and play modes.</p>
	<p>Disney Wizards of Waverly Place Spell Book Toy - Instructions and Battery Replacement</p> <p>Official instructions for the Disney Wizards of Waverly Place Spell Book toy by Mattel. Learn how to replace batteries, use the hidden key, and operate the Magical Wiz Tech glasses.</p>
	<p>Disney Frozen JGG41 Toy Assembly and Safety Instructions</p> <p>Assembly instructions, safety warnings, and parts list for the Disney Frozen JGG41 toy by Mattel. Includes multilingual guidance for safe use and assembly.</p>
	<p>WICKED Doll by Mattel - Product Information and Safety Guide</p> <p>Official product information and safety guide for the WICKED Doll by Mattel, including features, battery replacement instructions, and important safety warnings for children aged 4+.</p>
	<p>Disney Pixar Cars Banshee Playset Assembly and Play Instructions</p> <p>Detailed instructions for assembling and playing with the Disney Pixar Cars Banshee Playset. Includes battery installation, safety information, and step-by-step play guidance.</p>