

## PDP 049-012-GG

# PDP Wired Xbox Gaming Controller User Manual

Model: 049-012-GG

## PRODUCT OVERVIEW

The PDP Wired Xbox Gaming Controller is designed for an enhanced gaming experience across multiple platforms. This controller features a durable wired connection, customizable controls, and integrated audio features, making it a versatile choice for serious gamers.



*Image: Front view of the PDP Wired Xbox Gaming Controller in Neon Black.*

This controller is officially licensed for Xbox Series X|S, Xbox One, and is also compatible with Windows 10/11 PCs. Its wired design ensures a stable connection without the need for batteries, providing uninterrupted gameplay.

## KEY FEATURES

- **Customizable Controls:** Utilize the free PDP Control Hub App to remap buttons, reconfigure triggers, and adjust dead zones to personalize your gameplay.

# EASY CONTROLLER CUSTOMIZATION

With the PDP Control Hub App



Image: Screenshot showing the PDP Control Hub App interface for controller customization.

- **Integrated Audio Controls:** Adjust game and chat audio volume directly using the controls located on the D-pad. The built-in 3.5mm audio jack allows for communication with teammates, and the mic can be muted by double-tapping the "Function" button.

# QUICKLY ADJUST VOLUME

With the D-Pad



*Image: Close-up of the controller's D-pad, highlighting the integrated audio controls.*

- **Dedicated Share Button:** Easily capture and share your in-game images and videos with a dedicated share button.

# DEDICATED SHARE BUTTON

For Greatest Gaming Hits



*Image: Detail view of the controller, showing the dedicated share button for capturing content.*

- **8-Foot Detachable Cable:** Provides ample room for comfortable gameplay and easy storage.



# DETACHABLE

## 8-Foot Micro-USB Cable



*Image: The controller with its detachable 8-foot USB cable connected.*

- **Officially Licensed:** Guaranteed compatibility and quality as an officially licensed Xbox product.

# OFFICIALLY LICENSED

By XBOX



*Image: The controller prominently displaying the "Officially Licensed by Xbox" branding.*

## SETUP GUIDE

1. **Connect the Cable:** Insert the detachable 8-foot USB cable into the port on the top of the controller.
2. **Connect to Console/PC:** Plug the other end of the USB cable into an available USB port on your Xbox console (Xbox Series X|S, Xbox One) or Windows 10/11 PC.
3. **Power On:** The controller will automatically power on and connect to your device. The Xbox button on the controller will illuminate to indicate a successful connection.
4. **Install PDP Control Hub App (Optional):** For advanced customization, download and install the free PDP Control Hub App from the Microsoft Store on your Xbox or PC.

## OPERATING INSTRUCTIONS

---

### Basic Controls:

- **Xbox Button:** Powers on the console/PC, opens the guide, and indicates connection status.
- **A, B, X, Y Buttons:** Standard action buttons for in-game commands.
- **D-Pad:** Directional input, also used for audio controls (see below).
- **Left/Right Analog Sticks:** For movement and camera control.
- **Left/Right Triggers (LT/RT):** Analog input for actions like acceleration or firing.
- **Left/Right Bumpers (LB/RB):** Digital input for various actions.
- **View Button:** Opens the view menu or displays additional information.
- **Menu Button:** Opens the menu or pauses the game.
- **Share Button:** Captures screenshots or records game clips.

### Audio Controls:

The D-pad on the controller features integrated audio controls for quick adjustments:

- **Volume Up/Down:** Press the Function button (located below the Xbox button) and then press Up/Down on the D-pad to adjust game volume.
- **Chat Mix:** Press the Function button and then press Left/Right on the D-pad to adjust the balance between game audio and chat audio.
- **Mic Mute:** Double-tap the Function button to mute or unmute your microphone. The LED indicator on the controller will change to show mic status.

### Using the PDP Control Hub App:

The PDP Control Hub App allows for advanced customization of your controller. Connect your controller to your Xbox or PC and launch the app to:

- Remap any button to a different function.
- Adjust trigger dead zones for precise input.
- Calibrate analog sticks and triggers.
- Set vibration intensity.
- Create and save custom profiles for different games.

## MAINTENANCE

---

- **Cleaning:** Use a soft, dry cloth to wipe down the controller. For stubborn dirt, slightly dampen the cloth with water. Avoid using harsh chemicals or abrasive materials.
- **Storage:** When not in use, store the controller in a clean, dry place away from direct sunlight and extreme temperatures. The detachable cable can be removed for easier storage.
- **Cable Care:** Avoid sharp bends or kinks in the cable. Do not pull on the cable to disconnect it from the controller or console/PC; always grasp the connector.



## TROUBLESHOOTING

Problem	Solution
Controller not responding/connecting.	<ul style="list-style-type: none"><li>◦ Ensure the USB cable is securely connected to both the controller and the console/PC.</li><li>◦ Try a different USB port on your console/PC.</li><li>◦ Restart your console/PC.</li><li>◦ Test the controller on another compatible device if possible.</li></ul>
Audio issues (no sound, mic not working).	<ul style="list-style-type: none"><li>◦ Ensure your headset is fully plugged into the 3.5mm audio jack.</li><li>◦ Check the audio settings on your console/PC to ensure the controller is selected as the audio output/input device.</li><li>◦ Double-tap the Function button to ensure the mic is not muted.</li><li>◦ Adjust game/chat mix using the D-pad controls (Function + D-pad Left/Right).</li></ul>
Buttons/sticks not working correctly.	<ul style="list-style-type: none"><li>◦ Clean around the buttons and sticks to remove any debris.</li><li>◦ Use the PDP Control Hub App to recalibrate analog sticks and triggers.</li><li>◦ Check for any custom button mappings in the PDP Control Hub App that might be causing unexpected behavior.</li></ul>

## SPECIFICATIONS

Feature	Detail
Model Number	049-012-GG
Compatibility	Xbox Series X S, Xbox One, Windows 10/11 PC
Connection Type	Wired (Detachable USB Cable)
Cable Length	8 feet (approx. 2.4 meters)
Audio Jack	3.5mm
Dimensions (L x W x H)	3.23 x 6.89 x 6.89 inches

Feature	Detail
Weight	12.17 ounces (approx. 345 grams)
Manufacturer	PDP
Country of Origin	China

## WARRANTY AND SUPPORT

For warranty information and technical support, please refer to the official PDP website or contact their customer service directly. Keep your proof of purchase for warranty claims.




**Online Resources:**



- [Visit the Official PDP Store on Amazon](#)
- For the latest drivers and the PDP Control Hub App, visit the Microsoft Store or the official PDP support page.

*Note: Product specifications and features are subject to change without notice.*

© 2024 PDP. All rights reserved. Xbox, Xbox Series X|S, Xbox One, and Windows are trademarks of the Microsoft group of companies.

### Related Documents - 049-012-GG

	<p><a href="#">PDP Wired Controller for Xbox Quick Start Guide</a></p> <p>A quick start guide for the PDP Wired Controller for Xbox, covering initial setup, volume control, microphone muting, game/chat balance, and customization via the PDP Control Hub app. Includes warranty information in multiple languages.</p>
	<p><a href="#">PDP Wired Controller for Xbox Quick Start Guide and Warranty Information</a></p> <p>Get started with your PDP Wired Controller for Xbox. This guide provides quick setup instructions, details on volume and microphone control, and comprehensive limited warranty information.</p>
	<p><a href="#">PDP Wired Controller for Xbox Quick Start Guide</a></p> <p>Get started quickly with your PDP Wired Controller for Xbox. This guide provides setup instructions, button functions, and warranty information.</p>

	<p><a href="#">PDP REMATCH Wired Controller for Xbox Quick Start Guide</a></p> <p>This guide provides instructions for setting up and using the PDP REMATCH Wired Controller for Xbox, including features like microphone muting, volume control, game/chat balance, back button programming, and hair trigger mode. It also details how to use the PDP Control Hub app for further customization.</p>
	<p><a href="#">Afterglow Wired Controller for Xbox Quick Start Guide</a></p> <p>Concise guide to setting up and using the Afterglow Wired Controller for Xbox, covering features like microphone mute, volume control, LED lighting modes, and customization via the PDP Control Hub app.</p>
	<p><a href="#">PDP REALMz Wireless Controller for Xbox Quick Start Guide</a></p> <p>A quick start guide for the PDP REALMz Wireless Controller for Xbox Series X S, Xbox One, and Windows 10/11, covering setup, features, and troubleshooting.</p>

1. Čerete-li upevni blatni kry, podřízti tlačítko „funkce“ a stisknete tlačítko rušeru / dolů na ovladači D-pad.  
2. Čerete-li upevni vyvlečen kry / chapa, podřízti tlačítko „funkce“ a stisknete D / Pad na ovladači D-pad.  
3. Čerete-li vyvesti náhlavku, stisknete tlačítko „funkce“ tlačítko.

1. Čerete-li upevni blazinou kry, podřezte tlačítko „funkce“ a stiskněte tlačítko rušera / dolů na ovladači D-pad.  
2. Čerete-li upevni vyvlečením kry / chapa, podřezte tlačítko „funkce“ a stiskněte D / Pad na ovladači D-pad.  
3. Čerete-li vyvesti náhlavku, stiskněte tlačítko „funkce“ a stiskněte tlačítko.



4. Chcete-li svůj počítač dále přizpůsobit, můžete si bezplatnou aplikaci PDP Control Hub z obchodu Windows na počítači nebo konzoli Xbox. Můžete jej používat na opětovné mapování tlačítek, spustění diagnostiky, překalibrování optických senzorů a nastavení hlasitosti zvuku.

Información o más:

• **Fukerij a doba plátnosti:** Společnost PFG nerespektuje, že tento výjimek nabude až výsledky tedy po dobu čtrnácti let od přelomu data oděpu. Výsledky dleby jsou dleby matematicky nebo provedení, které podléhá kontrole uvnitř schůdnosti doba získání společnosti PFG. Tato stránka se vztahuje pouze na přelom "kapitoly" a plátno dokladu o kvantitativní produkci PFG kvantitativní produkce dané oděpu.

\* Výhrady k ceně a výpočtu Výhrady k ceně pro platby miliónem bodů opouští, výměnou za to větší platby za produkt. Tato akce se nevztahuje na osoby

1. Ak chcete upraviť hlasitosť hry, podržte tlačidlo tlačidlo „funkcie“ a stlačte tlačidlo hore / dole na ovládaci D-pad.
2. Ak chcete upraviť vyváženie hry / chodu, podržte tlačidlo tlačidlo „funkcie“ a stlačte D / Pad na ovládaci D-pad.
3. Ak chcete vymazať nastavenia, stlačte funkcie tlačidlo tlačidlo.

1. Ak chcete upraviť hlasitosť hry, podržte tlačidlo tlačidla „funkcie“ a stlačte tlačidlo hore / dole na ovládaci D-pad.
2. Ak chcete upraviť vyváženie hry / chodu, podržte tlačidlo tlačidla „funkcie“ a stlačte D / Pad na ovládaci D-pad.
3. Ak chcete vymazať nastavenia, stlačte tlačidlo tlačidla tlačidla.



4. Ak si chcete svoj ovládač ďalej prispôbiť, stiahnite si bezplatnú aplikáciu PDP Control Hub z obchodu Windows na počítači alebo konsole Xbox. Môžete ho použiť na optické mapovanie tlačidiel, zapnutie diagnostiky, prekonštruovanie...

*Directed Informant*

\* **Fekytia a dňa platnosti** Spoločnosť FCF vznikla, čo bolo svojho času najväčším dňom po dobu dvoch rokov od prvotného dátumu účtov. Všetky účty sú účty stavu, ktoré vykazujú, ktoré podnikajú spoločnosti súhlasia s odhadmi stavu, ktoré súvisia so spoločnosťou FCF. Táto stránka sa vzťahuje na súhrnné koncepty a ich účty. Akékoľvek zlyhanie alebo nedostatky spoločnosti FCF budú rovnako zahrnuté do účtov.

\* Vykazatel staviska a vykazatel vykazatel staviska po platni odhlasenie bude upozoren, vyznam stavu vykazatel platby sa predlazi. Tieto stavky sa uvadzaju na dopyt.

708056069094 PDP XS XO PC Wired Ctrl Xbox Series X Neon Black manual CZ SK Návod k použití 614

26 KB Gamepad Controller pro One 049 012 GG KASA cz doc 6002670 kasa document 0 7 6 |||

■ ■ ■

lang: **score:19** filesize: 614.25 K page count: 1 document date: 2023-11-03