

Manuals+

[Q & A](#) | [Deep Search](#) | [Upload](#)

manuals.plus /

- › [Cadillac](#) /
- › [2019 Cadillac Escalade Owner's Manual Original](#)

Cadillac 2019 Cadillac Escalade

2019 Cadillac Escalade Owner's Manual

Official Owner's Manual for the 2019 Cadillac Escalade, providing comprehensive information for vehicle operation and maintenance.

INTRODUCTION

This manual is designed to familiarize owners with the features, operation, and maintenance of the 2019 Cadillac Escalade. It contains essential information to ensure safe and efficient use of your vehicle.

Please read this manual thoroughly before operating the vehicle and keep it in the vehicle for future reference.




Image: Front cover of the 2019 Cadillac Escalade Owner's Manual, displaying "2019 Cadillac Escalade" text and the Cadillac emblem.

INITIAL SETUP AND FAMILIARIZATION

Upon acquiring your 2019 Cadillac Escalade, it is recommended to familiarize yourself with the primary controls and settings.

Key Fob and Vehicle Access

The key fob allows for remote locking, unlocking, and starting of the vehicle. Refer to the 'Locks & Security' section for detailed instructions on key fob functions, including battery replacement procedures.

Seating and Mirror Adjustment

Adjust the driver's seat and mirrors for optimal visibility and comfort before driving. Electronic seat controls are typically located on the side of the seat base. Mirror adjustments are usually found on the driver's door panel.

OPERATING YOUR VEHICLE

This section covers the fundamental aspects of operating the 2019 Cadillac Escalade.

Starting and Stopping the Engine

To start the engine, ensure the vehicle is in Park (P) or Neutral (N). Press the brake pedal and then press the Engine Start/Stop button. To stop the engine, shift to Park (P) and press the Engine Start/Stop button again.

Instrument Cluster Overview

The instrument cluster provides critical information about your vehicle's status, including speed, fuel level, engine temperature, and warning indicators. Familiarize yourself with the various gauges and lights.

Entertainment System

The Cadillac User Experience (CUE) system manages audio, navigation, and connectivity features. Detailed instructions for operating the touchscreen, voice commands, and connecting mobile devices are provided in the 'Entertainment System' chapter.

Climate Controls

Adjust the interior temperature, fan speed, and air distribution using the climate control panel. The system may feature automatic climate control for maintaining a set temperature.

MAINTENANCE AND CARE

Regular maintenance is crucial for the longevity and performance of your Cadillac Escalade.

Scheduled Maintenance

Adhere to the recommended maintenance schedule outlined in this manual. This includes oil changes, tire rotations, fluid checks, and filter replacements.

Tire Care

Maintain correct tire pressure as specified on the vehicle's tire placard. Regularly inspect tires for wear and damage. Information on tire rotation and replacement is also included.

Cleaning Your Vehicle

Instructions for cleaning the interior and exterior of your vehicle, including recommended products and techniques to preserve finishes.

TROUBLESHOOTING COMMON ISSUES

This section provides guidance for addressing minor operational issues and understanding warning indicators.

Warning Lights

If a warning light illuminates on the instrument cluster, consult this manual immediately to understand its meaning and the recommended course of action. Common lights include check engine, oil pressure, and low tire pressure warnings.

Roadside Emergencies

Information on handling roadside emergencies such as flat tires, dead batteries, and overheating. Includes instructions for using the spare tire and jump-starting the vehicle.

SPECIFICATIONS

Key technical specifications for the 2019 Cadillac Escalade.

Category	Detail
Model Year	2019
Make	Cadillac
Model	Escalade
Publisher	General Motors LLC
Language	English
Print Length	410 pages
ASIN	B0B3V8XKP9







WARRANTY AND SUPPORT

For information regarding your vehicle's warranty coverage, please refer to the separate warranty booklet provided with your vehicle or contact an authorized Cadillac dealership.

For customer assistance or further inquiries, please refer to the 'Customer Assistance' section within this manual or visit the official Cadillac website.

- Official Cadillac Website (U.S.): [cadillac.com](https://www.cadillac.com)
- Official Cadillac Website (Canada): [cadillac.ca](https://www.cadillac.ca)

Related Documents - 2019 Cadillac Escalade

	<p>2002-2006 Cadillac Escalade Coolant Replacement Guide iFixit</p> <p>Detailed guide for replacing the engine coolant in 2002-2006 Cadillac Escalade models. Learn the necessary tools, parts, and steps from iFixit.</p>
	<p>2013 Cadillac Escalade/Escalade ESV Owner's Manual: Comprehensive Guide</p> <p>Official owner's manual for the 2013 Cadillac Escalade and Escalade ESV. Covers vehicle features, operation, safety, maintenance, and controls for an optimal driving experience.</p>
	<p>2004 Cadillac Escalade Navigation System Guide</p> <p>A comprehensive guide to the 2004 Cadillac Escalade, Escalade ESV, and Escalade EXT navigation system, covering features, controls, and setup.</p>
	<p>2003 Cadillac Escalade/Escalade ESV Owner's Manual: Features, Operation, and Safety Guide</p> <p>Comprehensive guide for the 2003 Cadillac Escalade and Escalade ESV, covering vehicle features, controls, safety systems, operation, and maintenance from General Motors.</p>
	<p>2005 Cadillac Escalade, Escalade ESV, and Escalade EXT Navigation System Guide</p> <p>A comprehensive guide to operating the navigation system in the 2005 Cadillac Escalade, Escalade ESV, and Escalade EXT models. Learn how to set destinations, use navigation features, and understand system controls.</p>
	<p>2007 Cadillac Escalade Navigation System Guide</p> <p>A comprehensive guide to the 2007 Cadillac Escalade, Escalade ESV, and Escalade EXT navigation system, covering its features, controls, and operation.</p>