

## UUPAS 1

# UUPAS High Frequency Facial Wand User Manual

Model: 1

## 1. INTRODUCTION

Thank you for choosing the UUPAS High Frequency Facial Wand. This portable handheld device is designed for home use, offering a natural method for skin care. It includes four different glass tubes to address various skin and hair needs. Please read this manual thoroughly before use to ensure safe and effective operation.

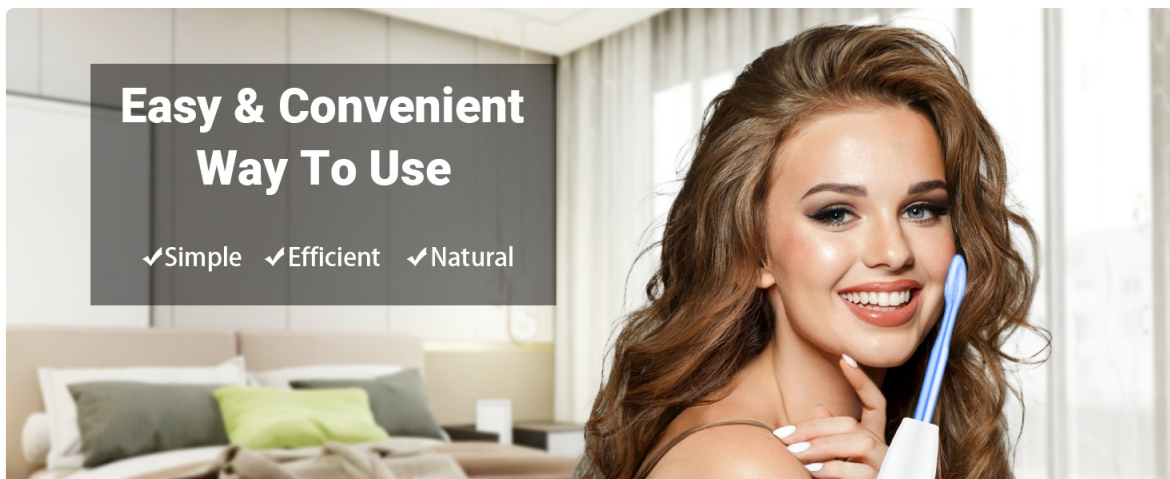


Image: The UUPAS High Frequency Facial Wand, highlighting its ease of use.

## 2. PRODUCT OVERVIEW

The UUPAS High Frequency Facial Wand comes with a main unit and four interchangeable glass

tubes, each designed for specific applications.

### Components:

- High Frequency Wand Main Unit
- Mushroom Tube
- Tongue Tube
- Bend Tube
- Comb Tube



Image: All components of the UUPAS High Frequency Facial Wand kit.

### Fusion Technology:

This device utilizes breakthrough fusion technology powered by Argon (Violet light) and Neon (Orange light) to provide enhanced results. The blue light technology combines purple and orange light, appearing similar to purple light during use, which is normal.

# 2-in-1 Fusion Wand

Combine the benefits of Both Lights (**Ar + Ne**) into a universal new glass tube to provide best effects.



Image: Explanation of the 2-in-1 Fusion Wand technology.

## 3. SAFETY INFORMATION

- Do not use on broken skin or open wounds.
- Avoid direct contact with eyes.
- Keep out of reach of children.
- Consult a physician before use if you have any medical conditions, especially heart conditions, epilepsy, or are pregnant.
- Do not use in wet environments or with wet hands.
- Unplug the device when not in use.

## 4. SETUP AND OPERATION

### Getting Started:

1. **Insert the Tube:** Select the desired glass tube and gently insert it into the wand. Ensure it is inserted tightly and into place.
2. **Adjust Intensity:** Turn the knob on the wand from low to high to adjust the intensity. For first-time users, it is recommended to start with the lowest level.
3. **Test Strength:** Touch the tube with your fingers to sense the strength. The higher the level, the better the results.
4. **Apply to Skin/Hair:** Place the tube on your face, body, or hair and move it back and forth.

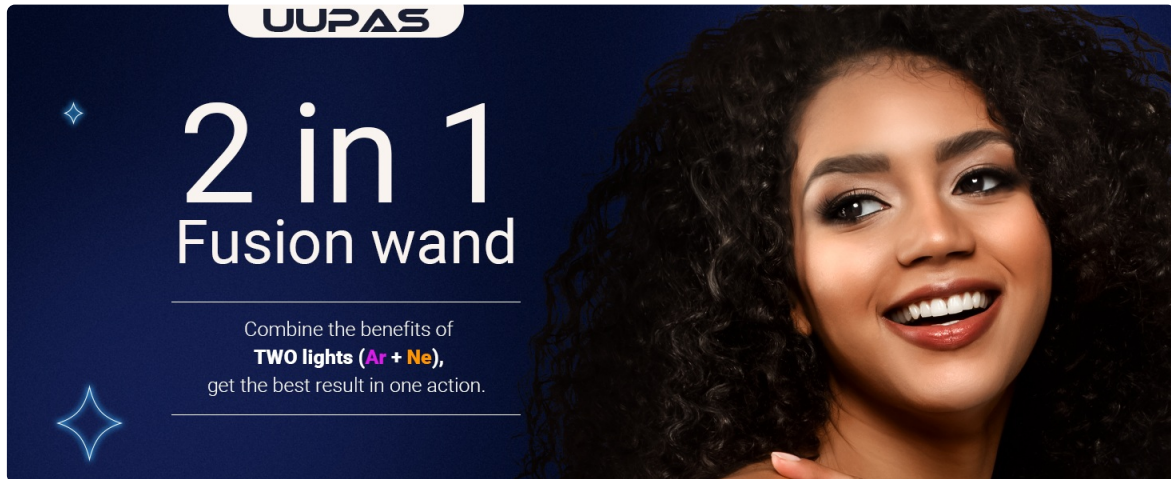


Image: Step-by-step guide on using the facial wand.

### Usage Frequency:

Use the device 2-3 times a week for 10-20 minutes each time. Do not leave the glass tube in the same part for more than 10 seconds.

### Instructional Videos:

Your browser does not support the video tag.

Video: Demonstrates how to use the facial wand, including tube insertion and basic operation.

Your browser does not support the video tag.

Video: Shows the ease of use of the skin care device.

Your browser does not support the video tag.

Video: Highlights the device's suitability for home use.

## 5. TUBE FUNCTIONS

The UUPAS High Frequency Facial Wand includes four specialized glass tubes:

# GAIN MORE HAIR

*2-3 times a week, 10-20 mins  
each time. Let you benefit from  
UUPAS.*




Image: The four different tubes included with the device.

- **Mushroom Tube:** Ideal for broad areas of the face, such as the cheeks and forehead.
- **Tongue Tube:** Designed for smaller, more sensitive areas like under the eyes or around the nose.
- **Bend Tube:** Suitable for tiny, targeted areas and spot treatment.
- **Comb Tube:** Used for scalp and hair treatment.

## Tube Function Video:

Your browser does not support the video tag.

Video: Explains the different functions of the four included tubes.

## 6. MAINTENANCE AND CARE

- Always unplug the device before cleaning.
- Wipe the glass tubes with a soft cloth and a mild disinfectant. Ensure they are completely dry before storage or next use.
- Store the device and tubes in a cool, dry place, away from direct sunlight and moisture.

- Handle glass tubes with care to prevent breakage.

## 7. TROUBLESHOOTING

Problem	Possible Cause	Solution
Device does not turn on.	Not plugged in correctly; power knob is off.	Ensure the device is securely plugged into a working outlet. Turn the power knob to an ON position.
Weak or no high frequency current.	Tube not inserted properly; intensity set too low.	Re-insert the glass tube firmly. Increase the intensity level gradually.
Tube is loose.	Tube not fully inserted.	Push the tube firmly into the wand until it is secure.

## 8. SPECIFICATIONS

- **Product Dimensions:** 8.93 x 1.96 x 1.96 inches; 8.8 ounces
- **Item Model Number:** 1
- **UPC:** 735626282171
- **Manufacturer:** UUPAS
- **Brand Name:** UUPAS
- **Included Components:** Mushroom Tube, Tongue Tube, Bend Tube, Comb Tube
- **Unit Count:** 1.0 Count
- **Product Benefits:** Skin Care
- **Power Source:** Corded Electric
- **Voltage:** 240 Volts
- **Color:** Blue
- **Product Style:** Modern
- **Item Weight:** 0.55 Pounds
- **Material Type:** Plastic
- **GTIN:** 735626282171

## 9. WARRANTY AND SUPPORT

For warranty information and customer support, please refer to the contact details provided with your purchase or visit the official UUPAS website. The manufacturer is UUPAS.

