

Radio Flyer 3974Z

Radio Flyer Trav-ler Stroll 'N Wagon User Manual

Model: 3974Z | Brand: Radio Flyer

1. INTRODUCTION

The Radio Flyer Trav-ler Stroll 'N Wagon is designed for families on the go, offering versatile push and pull functionality. This manual provides essential information for the safe and proper assembly, operation, and maintenance of your wagon. Please read all instructions carefully before use.



Image 1.1: The Trav-ler Stroll 'N Wagon in use with two children, and a smaller inset image showing the wagon in its folded, compact state.

2. SAFETY INFORMATION

Your child's safety is paramount. Always adhere to the following safety guidelines:

- **Age and Weight Limit:** This wagon is suitable for children aged 1 year and older. The maximum weight capacity is 120 lbs (approximately 54.4 kg). Do not exceed this limit.
- **Harness Use:** Always secure children with the two 5-point safety harnesses provided. Ensure harnesses are properly adjusted and fastened before moving the wagon.
- **Braking:** Utilize the rear foot brake when the wagon is stationary to prevent unintended movement.
- **Supervision:** Adult supervision is required at all times when children are in or around the wagon.
- **Terrain:** While designed for a smooth ride on various terrains, exercise caution on uneven or sloped surfaces.
- **Folding Mechanism:** Keep hands and fingers clear of all folding mechanisms during folding and unfolding to prevent pinching.
- **UV Protection Canopy:** The canopy provides UV protection. Ensure it is properly deployed in sunny conditions.



Image 2.1: A detailed view of the 5-point safety harness, emphasizing its secure design for child restraint.



Image 2.2: Demonstrating the use of the rear foot brake for securing the wagon in a stationary position.

3. PACKAGE CONTENTS

Verify that all components are present before assembly:

- Trav-ler Stroll 'N Wagon Frame with Wheels
- Adjustable Push Bar
- Never Fall Wagon Pull Handle
- UV Protection Canopy
- Removable Rear Storage Bag
- Travel Cover
- Cupholders (integrated or attachable)
- Instruction Manual

4. SETUP AND ASSEMBLY

The Trav-ler Stroll 'N Wagon is designed for easy assembly. Follow these general steps:

1. **Unpack:** Carefully remove all components from the packaging.
2. **Unfold Frame:** Release the folding lock and unfold the wagon frame until it clicks into place.
3. **Attach Wheels:** Ensure all wheels are securely attached. The front caster wheels allow for nimble steering, and the large rear wheels provide stability.
4. **Install Handles:** Securely attach the Never Fall wagon pull handle and the adjustable push bar.
5. **Deploy Canopy:** Attach and extend the UV protection canopy as desired.
6. **Attach Accessories:** Install the removable rear storage bag and ensure cupholders are accessible.

5. OPERATING INSTRUCTIONS

5.1 Push and Pull Modes

The wagon offers two modes for convenient transport:

- **Push Mode:** Use the adjustable push bar located at the rear of the wagon. Adjust the height for comfortable pushing.
- **Pull Mode:** Utilize the Never Fall wagon pull handle at the front. This handle is designed to stay upright when not in use.



Push or Pull

Easily switch between pushing the adjustable push bar or pulling the wagon handle



Image 5.1: Illustration of the wagon's dual functionality, showing how to switch between pushing and pulling.



Image 5.2: Detail of the adjustable push handle, highlighting its ergonomic design and height settings.

5.2 Folding and Storage

The wagon features an easy one-hand fold for compact storage:

1. **Empty Wagon:** Ensure the wagon is empty of children and cargo.
2. **Collapse Canopy:** Fold down the UV protection canopy.
3. **Initiate Fold:** Locate the folding mechanism (refer to specific instructions in the included manual for exact location) and activate it.
4. **Fold Compactly:** Guide the wagon to fold inward until the folding lock engages, securing it in the compact position.
5. **Use Travel Cover:** For protection during transport or storage, place the included travel cover over the folded wagon. The cover includes a zippered pouch for accessories.



Image 5.3: The wagon in its folded state with the travel cover, demonstrating its portability for travel.



Image 5.4: Step-by-step visual of applying the protective travel cover to the folded wagon.

5.3 Bench Seating Mode

The side of the wagon can be unzipped to create stationary bench seating.

1. **Park Wagon:** Ensure the wagon is on a flat, stable surface and the rear brake is engaged.
2. **Unzip Side:** Locate the zipper on one side of the wagon and fully unzip it.
3. **Lower Side:** Gently lower the unzipped side to form a bench.



Image 5.5: Various configurations of the wagon, including standard use, bench seating, and cargo transport.



Image 5.6: A clear view of the wagon transformed into a bench for stationary seating.

5.4 Storage and Cupholders

The wagon includes convenient storage options:

- **Removable Rear Storage Bag:** Attach this bag to the rear of the wagon for additional storage of essentials.
- **Cupholders:** Integrated cupholders are available for beverages.



Image 5.7: Detail of the integrated cupholders, designed to securely hold drinks.

6. MAINTENANCE

Regular maintenance ensures the longevity and safe operation of your wagon:

- **Cleaning:** The wagon features DuraClean® 2.0 fabric, which is durable and easily cleaned. Wipe surfaces with a damp cloth and mild soap. Do not use abrasive cleaners.
- **Wheel Inspection:** Periodically check wheels for debris and ensure they spin freely.
- **Fasteners:** Ensure all bolts, screws, and fasteners are tight. Do not overtighten.
- **Storage:** Store the wagon in a dry, protected area when not in use. Use the travel cover for added protection.



Image 6.1: Demonstrating the ease of cleaning the DuraClean® 2.0 fabric with a simple wipe.

7. TROUBLESHOOTING

If you encounter issues with your Trav-ler Stroll 'N Wagon, consider the following:

- **Wagon not folding/unfolding smoothly:** Check for obstructions in the folding mechanism. Ensure the folding lock is disengaged/engaged as required.
- **Wheels not turning freely:** Inspect wheels for tangled hair, string, or other debris. Clean as necessary.
- **Harness not securing:** Ensure straps are not twisted and the buckle is fully engaged. Adjust straps for a snug fit.
- **Canopy not staying in place:** Verify that the canopy supports are correctly inserted and locked into their positions.

For persistent issues or concerns not addressed here, please contact customer support.

8. SPECIFICATIONS

Feature	Detail
Model Number	3974Z
Recommended Age	1+ Years
Maximum Weight Capacity	120 lbs (54.4 kg)
Product Dimensions (Unfolded)	47.24"L x 24.41"W x 41.34"H (approx. 119.89 x 61.98 x 104.9 cm)
Product Dimensions (Folded)	32"H x 25"W x 14"D (approx. 81.3H x 63.5W x 35.6D cm)
Material	Steel, Plastic, DuraClean® 2.0 Fabric
Special Features	Adjustable Handle, Built-In Cup Holder, Compact Fold, UV Protection Canopy, 5-Point Safety Harnesses, Rear Brake, Bench Seating Mode







9. WARRANTY AND SUPPORT


For additional questions, support, or concerns regarding your Radio Flyer Trav-ler Stroll 'N Wagon, please contact our customer service team:

- **Website:** www.radioflyer.com/customer-service/
- **Phone:** 1 (800) 621-7613

Please have your model number (3974Z) and purchase information ready when contacting support.

Related Documents

	<p>Radio Flyer Children's Product Certificate - 3974(3974Z) Trav'ler Stroll 'N Wagon</p> <p>Official Children's Product Certificate for the Radio Flyer 3974(3974Z) Trav'ler Stroll 'N Wagon, detailing compliance with CPSC safety regulations, importer, manufacturer, and testing information.</p>
	<p>Radio Flyer 3969 Compass Stroll 'N Wagon Product Certificate</p> <p>Product safety compliance certificate for the Radio Flyer 3969 Compass Stroll 'N Wagon, detailing adherence to CPSC regulations and testing information.</p>
	<p>Radio Flyer Pedal & Push Stroll 'N Trike Assembly and Safety Manual</p> <p>Detailed assembly instructions, safety guidelines, and maintenance tips for the Radio Flyer Pedal & Push Stroll 'N Trike, model #469/#469P. Covers parts identification, step-by-step assembly, age-based configurations, and important safety warnings for children aged 12 months to 5 years.</p>
	<p>Radio Flyer 3-in-1 Stroll 'N Trike Assembly and Usage Guide</p> <p>Comprehensive guide for assembling and using the Radio Flyer 3-in-1 Stroll 'N Trike, including safety warnings, part lists, and step-by-step instructions for various configurations.</p>



Radio Flyer Children's Product Certificate

Product Name: 3974(3974Z) Trav'ler Stroll 'N Wagon

Model #: 3974(3974Z)

Radio Flyer, Inc. and its affiliated manufacturer, Radio Flyer International Ltd., hereby certify the products listed in item 3 comply with the following (checked) CPSC product safety regulations:

☐ Lead in paint, 16 C.F.R. 1303 / CPSIA sec.305.19

☒ Total lead content in substrate, CPSIA sec. 305.19

☒ Small parts, 16 C.F.R. 1503 / ASTM F963-17 sec. 4.5 / ANSI Z39.1-95 sec. 4.4.5

☒ Sharp Points & Sharp Edges, 16 CFR 1503.4(b), 1503.4(c) / ASTM F963-17 sec. 4.7 & 4.9

☒ Flammability, 16 CFR 1508.3(a)(5)(i)(A) Flammability of solid and 16 CFR 1508.3(a)(5)(i)(B) Flammability of fabric

☐ Performance, CPSIA sec. 308

☒ Toy safety standard, ASTM F963-17

☒ ASTM F963-17 - Safety Performance Specification for Carriages and Strollers

☒ 16 CFR 1220 (Incorporating by reference ASTM F963-17) - Safety Standard for Carriages and Strollers

☐ Other: ANSI Z 39.1 Toylike Safety Requirement

2. Importer:

Radio Flyer, Inc.
4115 W. Grand Ave., Chicago IL 60677
Phone: 1-800-233-7121

3. Manufacturer:

Radio Flyer Inc.
Box 450, Kiosk 427, Dapao Industrial Park, Baopu Road

4. Manufacturing Location: Wafang City, Zhejiang Province, China

5. Manufactured Date: July 08, 2022 – July 08, 2023

6. Product Testing Information:

Regulation	Testing Lab	Location	Date	Report #
Lead in paint	ITS LLC	Shenzhen, China	Aug 09, 2021	02049027101800
Total content in substrate	ITS LLC	Shenzhen, China	Aug 09, 2021	02049027101800
Small part	ITS LLC	Shenzhen, China	Aug 09, 2021	02049027101800
Sharp point & Sharp edges	ITS LLC	Shenzhen, China	Aug 09, 2021	02049027101800
Flammability	ITS LLC	Shenzhen, China	Aug 09, 2021	02049027101800
ASTM F963-17 Version	ITS LLC	Shenzhen, China	Aug 09, 2021	02049027101800

[Radio Flyer Children's Product Certificate - 3974\(3974Z\) Trav'ler Stroll 'N Wagon](#)
Official Children's Product Certificate for the Radio Flyer 3974(3974Z) Trav'ler Stroll 'N Wagon, detailing compliance with CPSC safety regulations, importer, manufacturer, and testing information.
lang:en score:36 filesize: 196.86 K page_count: 2 document date: 2022-08-09