

AXAGON EE25-A6C

AXAGON EE25-A6C USB-C 3.2 SATA 6G 2.5-inch External HDD/SSD Enclosure User Manual

Model: EE25-A6C | Brand: AXAGON

INTRODUCTION

This manual provides detailed instructions for the installation, operation, and maintenance of your AXAGON EE25-A6C USB-C 3.2 SATA 6G 2.5-inch External HDD/SSD Enclosure. Please read this manual carefully before using the product to ensure proper functionality and to prevent damage.

PACKAGE CONTENTS

Verify that all items are present in the package:

- AXAGON EE25-A6C External Enclosure
- USB-C to USB-A Data Cable
- User Manual



Image: Contents of the AXAGON EE25-A6C retail package, including the enclosure, USB cable, and user manual.

PRODUCT OVERVIEW

The AXAGON EE25-A6C is a high-performance external enclosure designed for 2.5-inch SATA I/II/III SSDs and HDDs. It features a USB-C 3.2 Gen 1 interface, supporting data transfer rates up to 5 Gbps. The enclosure is built with a durable aluminum body and offers a screwless design for easy drive installation.



Image: Front view of the AXAGON EE25-A6C external enclosure, showcasing its sleek black brushed aluminum finish and USB-C port.



Image: Visual representation of key features: 5 Gbps USB 3.2 Gen 1 speed, SATA III 6Gbps support, and compatibility with 2.5" SSD & HDD.




Image: Close-up of the enclosure highlighting its aluminum body, resistance to fingerprints, and solid, durable construction.

SETUP

1. Installing a 2.5" SATA Drive

1. Gently slide open the enclosure cover. The AXAGON EE25-A6C features a screwless design for easy access.
2. Connect your 2.5-inch SATA SSD or HDD to the internal SATA connector within the enclosure. Ensure a firm connection.
3. Slide the enclosure cover back until it clicks into place, securing the drive.



Image: Illustration of the screwless mechanism for opening the enclosure and inserting a 2.5-inch drive.

2. Connecting to a Computer

1. Connect one end of the provided USB-C to USB-A cable to the USB-C port on the AXAGON EE25-A6C enclosure.
2. Connect the other end of the cable (USB-A) to an available USB port on your computer.
3. The enclosure is Plug & Play, meaning it should be automatically recognized by your operating system without requiring additional drivers.



Image: Close-up showing the USB-C port on the enclosure and the included USB-C to USB-A cable for connection.



Image: The AXAGON EE25-A6C enclosure connected to a laptop, illustrating its compact size and plug-and-play functionality.

OPERATING

Drive Recognition

Once connected, your operating system (Windows, macOS, Linux) will detect the drive. If it's a new drive, you may need to initialize and format it through Disk Management (Windows) or Disk Utility (macOS) before it appears as a usable storage device.

LED Indicator

The enclosure features an LED indicator. A solid light typically indicates power, while a blinking light signifies data activity (reading or writing).

Data Transfer

The USB 3.2 Gen 1 interface supports data transfer speeds up to 5 Gbps. Actual speeds may vary depending on the connected drive, your computer's USB port, and the operating system.

Advanced Features (UASP, TRIM, SMART)

The AXAGON EE25-A6C supports UASP (USB Attached SCSI Protocol) for faster data transfer with compatible operating systems, TRIM for optimizing SSD performance and longevity, and SMART (Self-Monitoring, Analysis and Reporting Technology) for monitoring drive health.

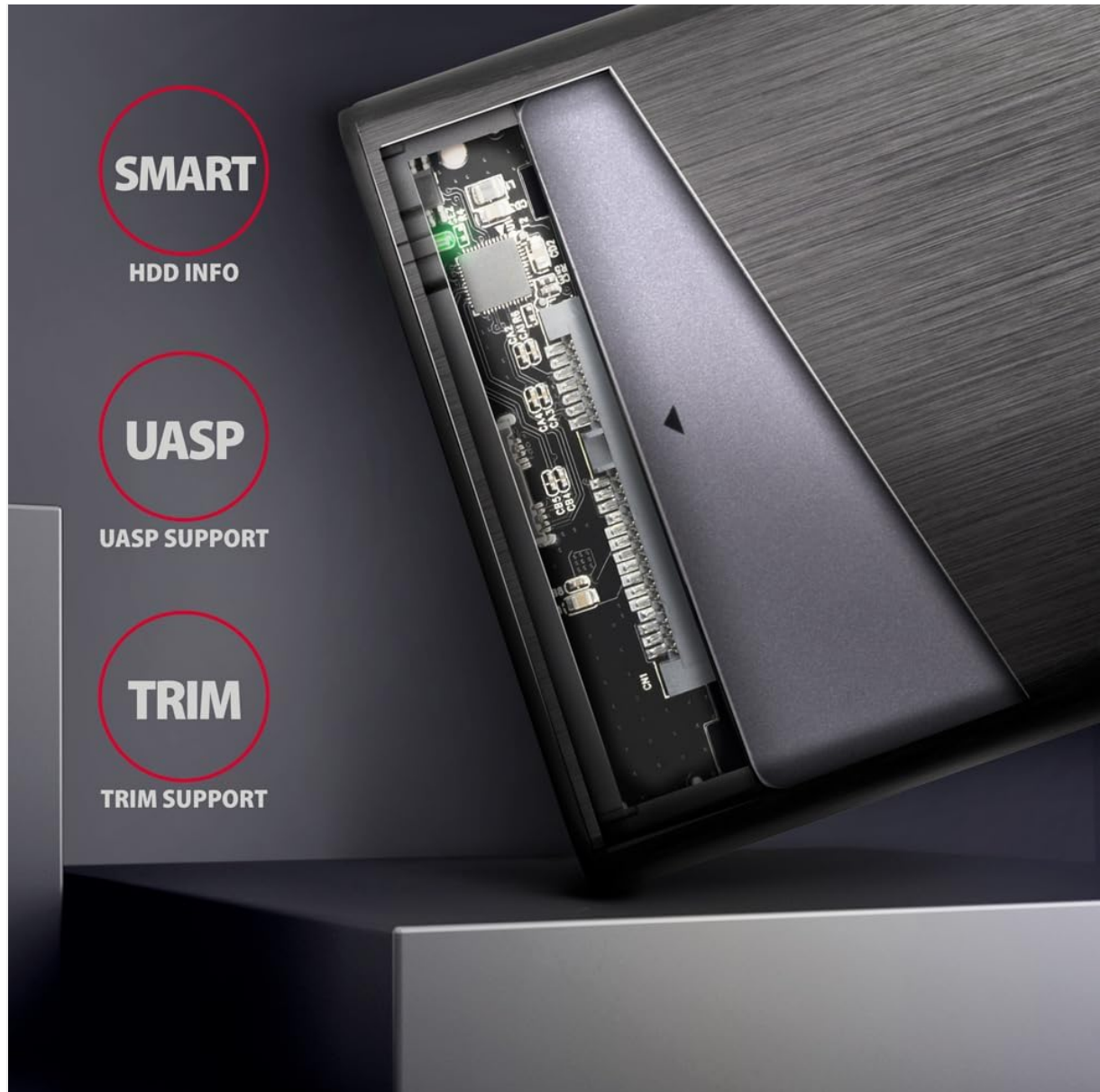


Image: Internal view of the enclosure's circuit board, highlighting support for SMART HDD Info, UASP, and TRIM features.

HDD Auto Spindown

For power saving and extended drive life, the enclosure supports HDD Auto Spindown, which puts the drive to sleep after a period of inactivity.

MAINTENANCE

- Keep the enclosure clean and free from dust. Use a soft, dry cloth for cleaning.
- Avoid exposing the enclosure to extreme temperatures, humidity, or direct sunlight.
- Do not drop or subject the enclosure to strong impacts.
- Ensure proper ventilation around the enclosure during operation.

TROUBLESHOOTING

Drive Not Detected

- Ensure the drive is properly seated in the SATA connector inside the enclosure.
- Try connecting the enclosure to a different USB port on your computer.
- Test with a different USB cable if available.
- Verify that the drive itself is functional by testing it in another enclosure or directly connecting it to a computer (if possible).
- For new drives, ensure they are initialized and formatted in your operating system's disk management utility.

Slow Data Transfer Speeds

- Ensure you are connected to a USB 3.0/3.1/3.2 port on your computer. Connecting to a USB 2.0 port will limit speeds to 480 Mbps.
- Verify that your operating system supports UASP for optimal performance.
- The speed of the installed drive (HDD vs. SSD, SATA I/II/III) will affect overall transfer rates.
- Close any background applications that might be consuming system resources or disk I/O.







SPECIFICATIONS

Feature	Detail
Model	EE25-A6C
Brand	AXAGON
Compatible Drives	2.5-inch SATA I/II/III SSD/HDD
Hardware Interface	USB Type C (on enclosure)
Data Transfer Rate	Up to 5 Gigabits Per Second (USB 3.2 Gen 1)
Max Supported Devices	1
Hardware Platform	SATA
Compatible Devices	Laptop, Desktop PC
Product Dimensions	10 x 10 x 15 cm (approximate)
Features	Screwless design, UASP support, TRIM support, SMART HDD Info, HDD Auto Spindown


SAFETY INFORMATION

- Do not attempt to disassemble or modify the enclosure.
- Keep out of reach of children.
- Dispose of electronic waste responsibly according to local regulations.

Related Documents - EE25-A6C

	<p>AXAGON EE25-XA6C ALINE BOX USB-C 5Gbps Enclosure for 2.5" SSD/HDD - Instructions for Use</p> <p>User manual and installation guide for the AXAGON EE25-XA6C ALINE BOX, a USB-C 5Gbps enclosure for 2.5-inch SSD/HDD drives. Includes assembly, connection, and troubleshooting steps.</p>
	<p>AXAGON ADSA-1S USB 2.0 to 2.5" SATA Adapter User Manual</p> <p>Instructions and technical specifications for the AXAGON ADSA-1S USB 2.0 to 2.5" SATA adapter, enabling connection of 2.5" SATA HDDs and SSDs to computers via USB 2.0.</p>
	<p>Axagon EEM2-GAM USB-C 10Gbps NVMe & SATA M.2 SSD Enclosure User Manual</p> <p>User manual for the Axagon EEM2-GAM, a high-speed USB-C 10Gbps external enclosure for NVMe and SATA M.2 SSDs. It details tool-free installation, technical specifications, package contents, and support information.</p>
	<p>AXAGON EEM2-SG2: SuperSpeed+ USB-C M.2 NVMe & SATA SSD Enclosure User Guide</p> <p>Detailed instructions for the AXAGON EEM2-SG2 external enclosure. Learn how to install and use M.2 NVMe and SATA SSDs with USB-C 3.2 Gen 2 for high-speed data transfer.</p>
	<p>Axagon ADSA-1S6 SuperSpeed USB 3.0 to 2.5" SATA Adapter - Instructions & Specifications</p> <p>User manual and technical specifications for the Axagon ADSA-1S6 SuperSpeed USB 3.0 to 2.5" SATA adapter, providing easy connection of 2.5" HDD/SSD drives to computers via USB.</p>
	<p>Axagon EEM2-SD2 USB-C 10Gbps M.2 NVMe & SATA SSD Enclosure User Manual</p> <p>Detailed instructions and specifications for the Axagon EEM2-SD2, a USB-C 10Gbps enclosure for M.2 NVMe and SATA SSDs, including installation guide and connectivity information.</p>

Documents - AXAGON – EE25-A6C



[AXAGON Product Catalog - Computer Accessories and Peripherals](#)

Explore the comprehensive AXAGON product catalog featuring a wide range of computer accessories including external storage boxes, docking stations, M.2 accessories, USB hubs, card readers, chargers, video adapters, sound cards, cables, network adapters, and add-on cards. Discover high-quality peripherals designed for performance and reliability.

lang:en score:29 filesize: 8.37 M page_count: 32 document date: 2022-08-22



[AXAGON Product Catalog 2023/11 - Computer Accessories and Peripherals](#)

Explore the comprehensive AXAGON product catalog for 2023/11, featuring a wide range of computer and mobile accessories including external storage solutions, docking stations, M.2 accessories, USB hubs, card readers, chargers, video adapters, sound cards, cables, network adapters, and add-on cards. Discover high-quality, innovative solutions for your digital needs from a leading Czech brand.

lang:en **score:24** filesize: 8.65 M page_count: 37 document date: 2023-11-20




[\[pdf\] Accessories Catalog](#)

PRODUCT CATALOGUE katalog 2024 08 web axagon eu www upload editor |||

PRODUCT CATALOGUE Q4/2024 AXAGON is an original Czech project created by company RealQ s.r.o. with ... e EE25-XA6 8,50 2.5 external box Micro-B USB 3.2 Gen 1 5Gbps SATA 6G, UASP, TRIM, metal case **EE25-A6C** 9,80 2.5 external box USB-C 3.2 Gen 1 5Gbps SATA 6G, UASP, TRIM, screwless, metal case...

lang:en **score:24** filesize: 6.75 M page_count: 37 document date: 2024-09-10



[\[pdf\] Instructions](#)

EE25 A6C instructions web Remove encl Eject ENG 15 02 2017 Device Manager File Action View v
Computer 10 Disk drives Help WDC WD32 D08EVT 22ZCTO SCSI Storage controllers axagon eu upload
eshop products 1852 support |||

...

lang:en **score:23** filesize: 3.71 M page_count: 2 document date: 2022-03-08



[AXAGON Product Catalogue 2026: Computer Accessories and Peripherals](#)

Explore the comprehensive AXAGON Product Catalogue 2026, featuring a wide range of high-quality computer accessories, peripherals, docking stations, chargers, cables, and more. Discover innovative solutions for your tech needs.

lang:en **score:19** filesize: 6.06 M page_count: 39 document date: 2025-10-13