

Manuals+

[Q & A](#) | [Deep Search](#) | [Upload](#)

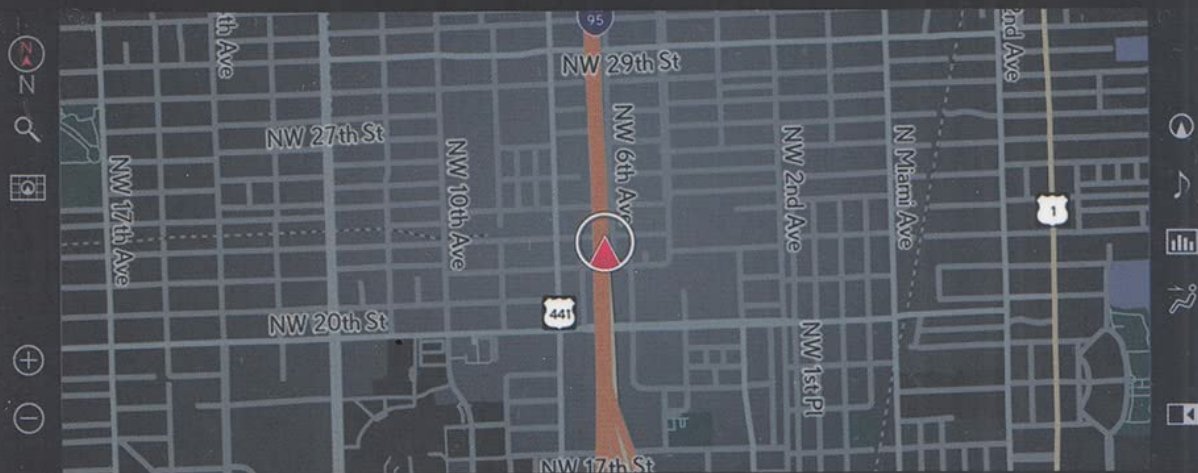
manuals.plus /

- › [Lexus](#) /
- › [2021 Lexus RX Navigation System Owners Manual RX 450h 450hL 350 350L](#)

Lexus RX 450h, RX 450hL, RX 350, RX 350L

2021 Lexus RX Navigation System Owner's Manual

MODELS: RX 450h, RX 450hL, RX 350, RX 350L



2021

**RX 450hL / RX 450h /
RX 350L / RX 350**

**NAVIGATION AND MULTIMEDIA SYSTEM
OWNER'S MANUAL**

This image displays the front cover of the official 2021 Lexus RX Navigation System Owner's Manual. The top part of the cover features a digital map interface, indicating streets like NW 29th St, NW 27th St, and NW 20th St, with a highlighted route. The bottom portion of the cover is white, featuring the Lexus logo, the year '2021', and the model designations 'RX 450hL / RX 450h / RX 350L / RX 350', followed by 'NAVIGATION AND MULTIMEDIA SYSTEM OWNER'S MANUAL'.

Introduction

This comprehensive owner's manual is designed to help you unlock the full potential of the advanced navigation and multimedia system in your 2021 Lexus RX 450h, RX 450hL, RX 350, or RX 350L. It provides detailed, easy-to-follow instructions to enhance your driving experience, ensuring you can seamlessly navigate and utilize all features of your vehicle's built-in GPS and entertainment systems.

Whether you are planning a long road trip or simply need to find your way around town, this guide covers essential operations, tips, and troubleshooting steps to ensure accurate and reliable directions and an enjoyable multimedia experience.

Setup

Before embarking on your journey, it is important to properly set up your navigation and multimedia system. This section guides you through the initial configuration steps.

- **Initial System Activation:** Upon first use or after a system reset, follow the on-screen prompts to select your preferred language and region settings.
- **Pairing a Mobile Device:**
 1. Ensure your mobile device's Bluetooth is enabled.
 2. On the Lexus display, navigate to *Settings > Bluetooth > Add New Device*.
 3. Select your device from the list and confirm the pairing code.
- **Setting Home Address:** For quick navigation, save your home address. Go to *Navigation > Destination > Home* and enter your address details.
- **Wi-Fi Hotspot Setup:** If equipped, configure your vehicle's Wi-Fi hotspot by accessing the network settings and following the instructions to connect to a mobile data plan.

Operating the Navigation System

The Lexus navigation system offers intuitive controls for finding destinations and planning routes. Below are key operational procedures:

- **Entering a Destination:**
 - **By Address:** Select *Destination > Address* and input the street, city, and state.
 - **By Point of Interest (POI):** Choose *Destination > POI* and search for categories like restaurants, gas stations, or specific businesses.
 - **Using Voice Commands:** Press the voice command button on your steering wheel and say, for example, "Navigate to [address]" or "Find nearest gas station."

- **Route Options:** Before starting navigation, you can customize your route preferences, such as avoiding tolls, highways, or ferries. Access these options via *Route Settings*.
- **Traffic Information:** The system provides real-time traffic updates. This information is displayed on the map and can be used to suggest alternative routes to avoid congestion.
- **Multimedia Playback:**
 - **Radio:** Select *Audio > FM/AM* or *SiriusXM* (if subscribed) to tune to radio stations.
 - **USB/Bluetooth Audio:** Connect a USB device or stream audio via Bluetooth from your paired mobile device.
 - **Apple CarPlay / Android Auto:** Connect your smartphone via USB to access compatible apps directly on the vehicle's display.

Maintenance

To ensure optimal performance and accuracy of your navigation and multimedia system, regular maintenance is recommended.

- **Software Updates:** Periodically check for system software updates. These updates can improve performance, add new features, and enhance security. Updates are typically available through your Lexus dealer or via Wi-Fi connection if your vehicle supports over-the-air updates.
- **Map Data Updates:** Navigation map data can become outdated. Ensure your maps are current to reflect new roads, points of interest, and traffic patterns. Map updates are usually available annually through your Lexus dealer or a subscription service.
- **Screen Cleaning:** Use a soft, lint-free cloth specifically designed for electronic screens to clean the display. Avoid abrasive cleaners or harsh chemicals.

Troubleshooting

This section addresses common issues you might encounter with your navigation and multimedia system and provides basic troubleshooting steps.

Problem	Possible Cause / Solution
Navigation System Not Responding	Try restarting the vehicle. If the issue persists, a system reset may be required (consult your dealer). Ensure the system is not in a low-power mode.
Inaccurate Map Data	Your map data may be outdated. Check for and install the latest map updates. Ensure GPS signal is strong.
Bluetooth Device Not Connecting	Ensure Bluetooth is enabled on both the device and the vehicle. Delete previous pairings and attempt to re-pair. Restart both devices.
No Audio Output	Check volume levels on both the system and connected devices. Ensure the correct audio source is selected. Verify speaker connections if applicable.

For more complex issues or persistent problems, it is recommended to contact your authorized Lexus service center.

Specifications

Key specifications for the 2021 Lexus RX Navigation System Owner's Manual:

- **ASIN:** B0B3QN9FMC
- **Publisher:** Lexus OEM
- **Publication Date:** January 1, 2021
- **Language:** English
- **Print Length:** 328 pages
- **Item Weight:** 13.8 ounces


Warranty and Support

Information regarding the warranty for your Lexus navigation and multimedia system, as well as detailed support contacts, is typically provided within the full owner's manual or through your authorized Lexus dealership. For specific warranty terms and conditions, please refer to the official documentation included with your vehicle or contact Lexus customer service directly.

Additional support resources, including frequently asked questions and service schedules, can often be found on the official Lexus website or through the Lexus Link connected services portal (if subscribed).






© 2021 Lexus. All rights reserved. This manual is for informational purposes only.

Related Documents - RX 450h, RX 450hL, RX 350, RX 350L



[Lexus Special Service Campaign 22LC01: DCM Reprogramming for 2021-2022 Models](#)

Information regarding Lexus Special Service Campaign 22LC01, which addresses a Data Communication Module (DCM) reprogramming issue affecting 2021-2022 model year Lexus vehicles. Learn about the condition, remedy, and covered models.

	<p>2022 Lexus RX 450hL / RX 450h Owner's Manual</p> <p>Comprehensive owner's manual for the 2022 Lexus RX 450hL and RX 450h. Covers vehicle operation, safety features, interior and exterior functions, maintenance, troubleshooting, and hybrid system details.</p>
	<p>2013 Lexus GS 450h Warranty and Services Guide</p> <p>Comprehensive guide for 2013 Lexus GS 450h owners covering safety, warranty, complimentary services, maintenance schedules, and dealership assistance. Learn about Lexus ownership benefits and how to maintain your luxury hybrid vehicle.</p>
<p>Lexus RX 200t / RX 300 / 350 / RX 350L / 450h (A120) с 2015 г. Руководство по ремонту и эксплуатации</p> 	<p>Lexus RX (2015+) Repair and Operation Manual</p> <p>Comprehensive guide for the Lexus RX (2015+) covering repair, maintenance, operation, and technical specifications for models including RX 200t, RX 300, RX 350, RX 350L, and RX 450h. This manual provides detailed instructions for diagnostics, component replacement, and system maintenance.</p>
	<p>Lexus IS 250/350 Navigation System Quick Guide</p> <p>A comprehensive quick guide for the Lexus IS 250/350 navigation system, covering basic functions, navigation operations, audio/visual systems, voice commands, and Lexus Enform features.</p>
	<p>2014 Lexus RX 350 Warranty and Services Guide</p> <p>Comprehensive guide detailing warranty coverage, complimentary services, and scheduled maintenance for the 2014 Lexus RX 350, including owner benefits and dispute resolution procedures.</p>