

Midea MAW05M1YWT

Midea 5,000 BTU Room Window Air Conditioner Instruction Manual

Model: MAW05M1YWT

1. INTRODUCTION

This manual provides detailed instructions for the safe and efficient operation, installation, and maintenance of your Midea 5,000 BTU Room Window Air Conditioner, model MAW05M1YWT. Please read this manual thoroughly before using your air conditioner and retain it for future reference.

2. SAFETY INFORMATION

Your safety and the safety of others are very important. Please read and follow all safety messages outlined in this manual to prevent serious injury or death. Always use grounded outlets and ensure proper electrical connections. Do not operate the unit with a damaged power cord or plug. Do not block air vents. Always unplug the unit before cleaning or servicing.

3. PRODUCT FEATURES

- **Cooling Capacity:** 5,000 BTU, suitable for rooms up to 150 square feet.
- **Control Type:** Mechanical controls for straightforward operation.
- **Air Filtration:** Features a washable filter for easy maintenance and cleaner indoor air.
- **Operating Modes:** Offers 2 fan speeds and 2 cooling modes for personalized comfort.
- **Additional Function:** Includes a dehumidifier function to reduce humidity.
- **Noise Level:** Operates at 51 Decibels.

4. SETUP AND INSTALLATION

The Midea MAW05M1YWT is designed for window installation. Ensure your window type is compatible (typically double-hung windows). The unit includes adjustable side panels to fit various window widths.

4.1 Preparing the Window

Measure your window opening to ensure it meets the required dimensions for the unit. The adjustable side panels will help seal the gaps.



Image: Midea window air conditioner showing the adjustable side panels that extend to fit the window opening.

4.2 Installing the Unit

Carefully lift the air conditioner and place it into the window opening. Extend the side panels to fill the window frame. Secure the unit using the provided screws to prevent it from falling. Ensure a tight seal around the unit to maximize efficiency and prevent air leakage.





Image: Midea window air conditioner securely installed in a window frame, with side panels extended.

5. OPERATING INSTRUCTIONS

Your Midea air conditioner features simple mechanical controls for easy adjustment of temperature and mode settings.



Image: Close-up view of the mechanical control knobs for temperature and mode settings.

5.1 Temperature Control

The upper knob controls the temperature. Rotate it from 'Min Cool' to 'Max Cool' to adjust the desired cooling level. A higher number indicates colder air.

5.2 Mode Selection

The lower knob selects the operating mode:

- **OFF:** Turns the unit off.
- **LOW FAN:** Operates the fan at a low speed without cooling.
- **HIGH FAN:** Operates the fan at a high speed without cooling.
- **LOW COOL:** Provides cooling at a low fan speed.
- **HIGH COOL:** Provides maximum cooling at a high fan speed.

6. MAINTENANCE

Regular maintenance ensures optimal performance and longevity of your air conditioner.

6.1 Cleaning the Air Filter

The air filter should be cleaned regularly, typically every two weeks, or more often depending on usage and air quality. A dirty filter can reduce cooling efficiency and airflow.

1. Gently pull the front panel to access the filter.
2. Slide the filter out from its housing.
3. Wash the filter with warm, soapy water. Rinse thoroughly.
4. Allow the filter to dry completely before reinserting it.



Image: A hand removing the washable air filter from the front of the Midea air conditioner unit.

6.2 Cleaning the Unit Exterior

Wipe the exterior of the unit with a soft, damp cloth. Do not use harsh chemicals or abrasive cleaners.

7. TROUBLESHOOTING

If your air conditioner is not operating correctly, consult the following common issues before contacting service.

- **Unit does not turn on:** Check if the power cord is securely plugged into a grounded outlet. Verify the circuit breaker has not tripped.
- **Unit is not cooling effectively:** Ensure the air filter is clean. Check that windows and doors are closed to prevent warm air entry. Verify the temperature setting is set to a cooler level.
- **Reduced airflow:** Clean the air filter. Ensure no obstructions are blocking the air intake or exhaust vents.
- **Unusual noises:** Minor operational noises are normal. If loud or unusual noises occur, ensure the unit is securely installed and not vibrating against the window frame.

8. SPECIFICATIONS



Feature	Specification
Brand Name	Midea
Model Info	MAW05M1YWT





Feature	Specification
Efficiency	5000 BTUs
Capacity	0.41 Tons
Noise Level	51 Decibels
Installation Type	Window
Special Features	Dehumidifier
Color	White
Wattage	1464 watts
Floor Area Coverage	150 Square Feet
Seasonal Energy Efficiency Ratio (SEER)	11
Refrigerant	R 410A

9. WARRANTY AND SUPPORT

This Midea air conditioner comes with a 1-year limited warranty. For warranty claims or technical support, please refer to the contact information provided with your product packaging or visit the official Midea website.

Related Documents - MAW05M1YWT

	<p>Midea Ductless Split Unit System Owner's Manual</p> <p>Comprehensive owner's manual for Midea Ductless Split Unit Systems (9,000-24,000 BTU). Covers safety, operation modes, remote control usage, features, cleaning, maintenance, and troubleshooting.</p>
	<p>Midea Ductless Split Unit System Owner's Manual: Operation, Maintenance, and Troubleshooting</p> <p>Comprehensive owner's manual for Midea Ductless Split Unit Systems (9,000-24,000 BTU). Covers remote control operation, features, cleaning, maintenance, and troubleshooting for optimal performance. Includes safety warnings and energy-saving tips.</p>

	<p>Midea MAW25S2ZWT Window Type Room Air Conditioner User Manual</p> <p>Comprehensive user manual for the Midea MAW25S2ZWT Window Type Room Air Conditioner, covering operation, installation, safety, troubleshooting, and maintenance.</p>
	<p>Midea Window-Type Room Air Conditioner Owner's Manual & Installation Manual</p> <p>This manual provides comprehensive instructions for the operation, care, maintenance, and installation of Midea window-type room air conditioners. It includes safety precautions, troubleshooting tips, and specifications.</p>
	<p>Midea Room Air Conditioner User Manual - Models ACE-09HRFN8 IN, ACE-12HRFN8 IN, ACE-18HRFN8 IN, ACE-24HRFNX IN</p> <p>Comprehensive user manual for Midea Room Air Conditioners, covering installation, operation, maintenance, and troubleshooting for models ACE-09HRFN8 IN, ACE-12HRFN8 IN, ACE-18HRFN8 IN, and ACE-24HRFNX IN.</p>
	<p>Midea Duo Portable Air Conditioner User Manual - 12000 BTU/h DOE</p> <p>This Midea User Manual (ITM./ART. 2575354) provides essential safety, operation, installation, care, and troubleshooting information for the Duo Portable Air Conditioner (MAP14AS1TWT-C) with 12000 BTU/h DOE capacity. Learn how to use and maintain your air conditioner for optimal performance and comfort.</p>