

## MODUS Grey Dog Barking Deterrent Devices

# MODUS Dog Barking Control Device User Manual

Model: Grey Dog Barking Deterrent Devices

Brand: MODUS

## INTRODUCTION

The MODUS Ultrasonic Dog Barking Control Device is designed to provide a safe and effective solution for dog training and bark control. Utilizing ultrasonic technology and a beep sound, this device serves as an auxiliary training tool to address unwanted behaviors such as excessive barking, fighting, biting, and eating unsafe food. It aims to build a better understanding between you and your pet through humane methods, offering an alternative to traditional shock collars.





Figure 1: The MODUS Ultrasonic Dog Barking Control Device.

## KEY FEATURES

- **Ultrasonic Dog Training Aid and Bark Control:** Provides a safe and effective solution for dog training and bark control using ultrasound and beep sounds. Suitable for stopping excessive barking, fighting, biting, and eating unsafe food.
- **3 Adjustable Modes:** Features two adjustable ultrasonic modes to prevent dogs from adapting to a specific frequency, and a beep mode that functions as a dog clicker or whistle.
- **Ultra Battery Life:** Equipped with a 750mAh USB rechargeable battery, offering up to 30 days of daily use after a 2-3 hour full charge. Supports various charging methods (Car, PC, power bank, adapter).
- **Portable Design:** Weighs only 2.33 ounces with an ergonomic handheld design, making it convenient for indoor and outdoor use. Includes an adjustable anti-static wrist strap.
- **Humane Training Approach:** Dog-friendly and safe for both humans and dogs, utilizing high-pitched ultrasound that only dogs can hear. Promotes positive reinforcement and avoids cruel shock methods.

## SETUP

### Charging the Device

Before first use, fully charge the MODUS device. The device is equipped with a 750mAh USB rechargeable battery.

1. Locate the USB charging port on the device.
2. Connect the included USB cable to the device and to a power source such as a car charger, PC, power bank, or a standard USB adapter.
3. Allow 2-3 hours for a full charge. A full charge provides up to 30 days of daily use.

# Easy USB Rechargeable

Multiple Charging Ways, No Batteries Needed

 **2-3** Hours Full Charge

 Up to **30** Days of Use

 Car       Computer       Power bank       Adapter

Figure 2: The device features easy USB recharging, compatible with various power sources.

## OPERATING INSTRUCTIONS

The MODUS device features three adjustable modes to effectively deter unwanted dog behaviors. The device emits a green LED indicator when it is working.

### Understanding the Modes

- **Beep Mode:** Functions as a dog clicker or whistle. Recommended for establishing a conditioned reflex before using ultrasonic modes.
- **Irregular Mode (Ultrasonic):** Emits ultrasonic sounds at irregular frequencies. This helps prevent dogs from adapting to



a specific ultrasonic frequency, enhancing effectiveness.

- **Fixed Mode (Ultrasonic):** Emits ultrasonic sounds at a fixed frequency.

# Upgrade- Triple Modes

Provide More effective Ways to Reduce Immunity



Figure 3: The device offers three modes for varied training approaches.

## General Usage

1. When your dog exhibits an unwanted behavior (e.g., excessive barking), choose the appropriate training mode.
2. Point the ultrasonic emission port towards the dog's head.
3. Press the emission key while coordinating with verbal commands and gestures (e.g., "Quiet," "No Bark").
4. Once the dog stops the unwanted behavior and remains quiet for approximately 3 minutes, provide positive reinforcement such as treats or petting to strengthen the desired behavior.

**Important:** Consistency and patience are crucial for effective training. Always reward your dog for good behavior.

# Ultrasonic Training Aid

Your Wise Choice for Detering Dog  
Unwanted Behaviors



Figure 4: The device emits ultrasonic waves to deter unwanted behaviors.

## Friendly for Both Human & Pets



Figure 5: Step-by-step training guide using the device and positive reinforcement.

### Official Product Video: Usage Demonstration

Your browser does not support the video tag.

Video 1: This video demonstrates the MODUS Dog Barking Control Device in various training scenarios, showing how it can be used to manage dog behavior effectively and humanely. It highlights the device's features and its application in daily life.

## MAINTENANCE

### Cleaning

To maintain the device's performance and longevity, wipe it with a soft, dry cloth. Do not use harsh chemicals or abrasive cleaners.

### Battery Care

- Recharge the device when the battery indicator shows low power.
- Avoid prolonged exposure to extreme temperatures, which can affect battery life.
- If storing the device for an extended period, ensure it is partially charged (around 50%) to preserve battery health.

## TROUBLESHOOTING

Problem	Possible Cause	Solution
Device not turning on or no LED indicator.	Low battery or device malfunction.	Ensure the device is fully charged. If the issue persists after charging, contact customer support.



Problem	Possible Cause	Solution
Device seems ineffective on my dog.	Dog may be hearing impaired, too young/old, or in a noisy environment. Inconsistent training. Dog has adapted to frequency.	Ensure the device is pointed directly at the dog. Try switching between Irregular and Fixed ultrasonic modes. Ensure consistent training and positive reinforcement. Note: Not recommended for dogs under six months or over 8 years old, or those who are hearing impaired. Avoid using in overly noisy environments.
Limited range of effectiveness.	Obstructions or exceeding maximum range.	Ensure there are no walls or significant obstructions between the device and the dog. The effective range is up to 16.4 feet.
Accidental activation.	Button pressed unintentionally.	Be mindful of how the device is carried or stored to prevent accidental button presses. The button is sensitive.

### SPECIFICATIONS

- **Item Weight:** 3.52 ounces
- **Manufacturer:** MODUS
- **ASIN:** B0B3DHRTG3
- **Batteries:** 1 Lithium Ion battery required (included)
- **Item Package Dimensions (L x W x H):** 5.28 x 2.72 x 1.65 inches
- **Color:** Grey Dog Barking Deterrent Devices
- **Effective Control Range:** Up to 16.4 feet

### SAFETY INFORMATION AND IMPORTANT NOTES

While the MODUS Ultrasonic Dog Barking Control Device is designed to be safe and humane, please observe the following guidelines:

- Not recommended for use on two or more dogs simultaneously if they are in close proximity and you intend to train only one.
- Not recommended for dogs under six months and over 8 years old.
- Does not work on dogs who are hearing impaired.
- Not suitable for aggressive dogs.
- Not suitable for dogs always living in a noisy environment, as this may reduce the device's effectiveness.
- This device should not be blocked by walls or other significant obstructions during use, as this can impede the ultrasonic emission.
- Customers with sensitive hearing may perceive a "sound" when the device is active; this is normal.

# Dog-Friendly and Safe for Both Human & Pets

High-pitched ultrasound that only dogs can hear



Harmless to Pets



Safe for Human



Figure 6: The device is designed to be safe for both pets and humans.

## WARRANTY AND SUPPORT




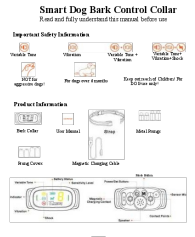


MODUS is committed to providing high-quality pet products. This product comes with a **5-year replacement warranty** and a **30-day money-back guarantee**, ensuring a risk-free purchase.

For any questions, concerns, or support needs, please visit the official MODUS store on Amazon or contact their customer service directly. You can find more information and contact details at the [MODUS Store](#).

© 2024 MODUS. All rights reserved.

**Related Documents - Grey Dog Barking Deterrent Devices**



	<p><a href="#">TC-012 Multi Ultrasonic Bark Training Collar User Manual</a></p> <p>Comprehensive user manual for the TC-012 Multi Ultrasonic Bark Training Collar, detailing features, operation, testing, assembly, wearing instructions, and troubleshooting for effective dog training.</p>
	<p><a href="#">Pet Deluxe Ultrasonic Dog Training and Bark Control Device User Manual</a></p> <p>User manual for the Pet Deluxe Ultrasonic device, a rechargeable dog training and bark control tool with ultrasonic modes, beep function, and LED flashlight. Learn how to use, charge, and maintain the device safely.</p>
	<p><a href="#">KUVU S2 Smart Dog Bark Control Collar User Manual</a></p> <p>Comprehensive user manual for the KUVU S2 Smart Dog Bark Control Collar, covering safety, product information, setup, testing, modes, operation, troubleshooting, and compliance.</p>
	<p><a href="#">GHORA S1 Smart Dog Bark Control Collar User Manual</a></p> <p>User manual for the GHORA S1 Smart Dog Bark Control Collar. Provides instructions on setup, charging, testing, mode selection, indicator meanings, and answers frequently asked questions for humane bark control.</p>
	<p><a href="#">PetJoy PD 258 Anti-Bark Collar User Manual</a></p> <p>Comprehensive user manual for the PetJoy PD 258 Anti-Bark Collar, detailing features, operation, training instructions, safety precautions, and maintenance for effective dog bark control.</p>
	<p><a href="#">2-in-1 Remote Dog Training &amp; Auto Anti-Bark Collar Operating and Training Guide</a></p> <p>This guide provides comprehensive instructions and tips for using the 2-in-1 Remote Dog Training and Auto Anti-Bark Collar. Learn about its features, operation, safety precautions, and effective training methods for your dog.</p>