

Sharp KCP70UW

SHARP KCP70UW Smart Air Purifier with Humidifier Combo User Manual

Model: KCP70UW

1. INTRODUCTION

Thank you for choosing the SHARP KCP70UW Smart Air Purifier with Humidifier Combo. This device is designed to improve your indoor air quality by combining advanced air purification with effective humidification. It features a triple filtration system, Plasmacluster Ion Technology, and smart home compatibility for convenient control.

Please read this manual thoroughly before operating the unit to ensure safe and optimal performance. Keep this manual for future reference.



Figure 1: Front view of the SHARP KCP70UW unit, illustrating its key features.

2. SAFETY INFORMATION

Always follow basic safety precautions when using electrical appliances to reduce the risk of fire, electric shock, and injury to persons.

- Do not block air inlets or outlets.
- Do not use near water or in wet environments.
- Unplug the unit before cleaning or performing maintenance.
- Keep out of reach of children and pets.
- Use only with the specified voltage.

3. SETUP

3.1 Unpacking and Filter Preparation

Before first use, it is crucial to remove all protective plastic bags from the air filters. Operating the unit with filters still in plastic bags will prevent proper air purification and may cause unusual noises.

1. Carefully open the back panel of the air purifier.
2. Remove the air filters from their compartments.
3. Cut and remove all plastic packaging from both the True HEPA filter and the Activated Carbon deodorizing filter.
4. Reinsert the filters into the unit, ensuring they are correctly oriented.
5. Close the back panel securely.

Your browser does not support the video tag.

Video 1: Instructions on how to properly set up the air purifier by removing plastic bags from filters.



Figure 2: The air purifier with its back panel open, showing the filters being removed for plastic bag removal.

3.2 Placement

Place the air purifier on a flat, stable surface in the room where air purification is desired. Ensure there is adequate space around the unit for proper airflow. The KCP70UW is effective for rooms up to 1,913 sq. ft. at one air change per hour, or 396 sq. ft. with 4.8 air changes per hour (AHAM Suggested Room Size).

Ideal for Extra Large Coverage

Effective up to **1,913 ft²** at one air change per hour, the KCP70UW will filter the air in the AHAM Suggested Room Size of **396 ft²** at **4.8** air changes per hour.*



*Based on 4.8 air changes per hour (ACH) and Certified AHAM CADR Data

Figure 3: The air purifier positioned in a spacious living area, highlighting its capacity for large rooms.

3.3 Power Connection

Plug the power cord into a standard electrical outlet. The unit is now ready for operation.

4. OPERATING INSTRUCTIONS

4.1 Control Panel Overview

The control panel is located on the top of the unit and features various buttons and indicators for easy operation.





Figure 4: Detailed view of the control panel with its intuitive buttons and digital display.

4.2 Basic Operation

- **Power On/Off:** Press the **ON/OFF** button to turn the unit on or off.
- **Fan Speed:** Cycle through fan speeds (Low, Medium, Max) using the **Fan** button.
- **Auto Mode:** Press the **AUTO** button. In Auto mode, the unit automatically adjusts fan speed and humidification based on detected air quality and humidity levels.

4.3 Smart Features (SHARP AIR App, Alexa, Google Assistant)

The SHARP KCP70UW is compatible with the SHARP AIR App (available for Apple and Android devices), Amazon Alexa, and Google Assistant for enhanced control and monitoring.

- **Remote Operation:** Use the SHARP AIR App to adjust settings, monitor air quality, and set schedules from your smartphone.
- **Voice Control:** Connect your unit to Amazon Alexa or Google Assistant-enabled devices (sold separately) to use voice commands for operation.
- **Additional Modes:** Access modes like Sleep, Pollen, and Express Clean exclusively through the SHARP AIR App.

Control At Your Fingertips

Take advantage of the Smart Features of your Wi-Fi enabled, Plasmacluster® Ion Air Purifier by Sharp.

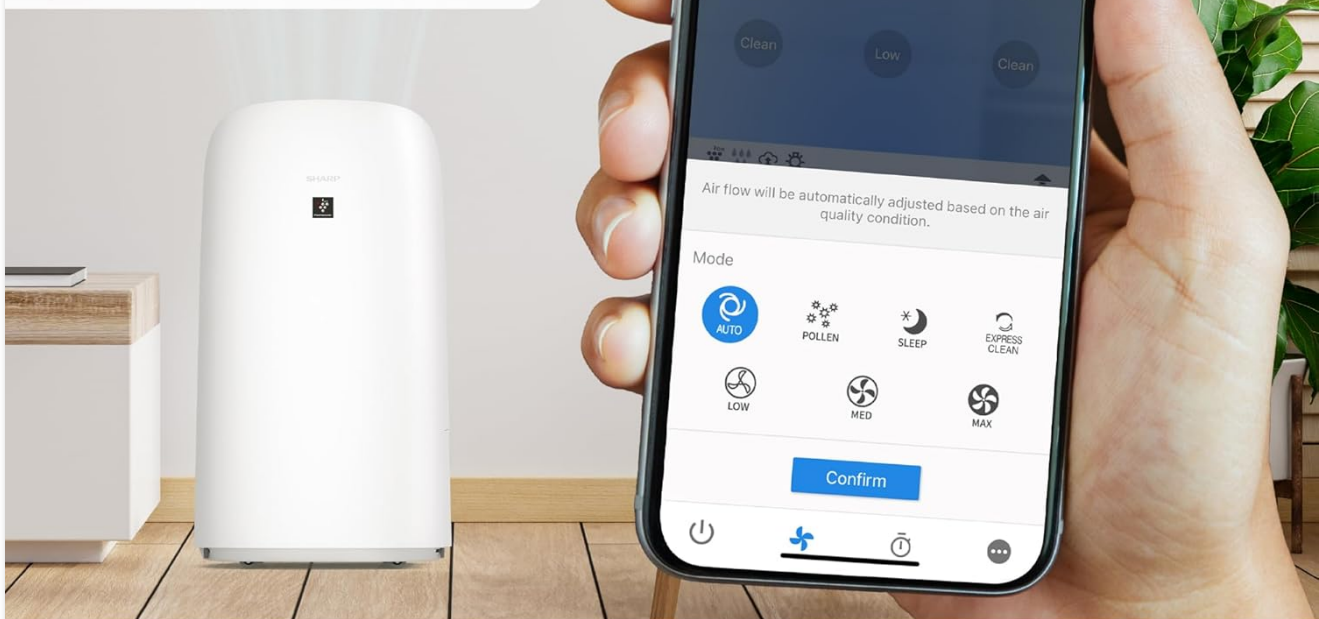


 Real Time Air Quality

 Weekly Scheduler

 Remaining Filter - Life

 Auto Presence ON/OFF



Sharp Air App Available for iOS and Android Devices. Wifi connection required when using Sharp Air App.

Figure 5: The SHARP AIR App provides comprehensive control and monitoring features for your air purifier.

Your browser does not support the video tag.

Video 2: Overview of the SHARP KCP70UW Smart Air Purifier with Humidifier, highlighting its smart features and filtration system.

5. MAINTENANCE

5.1 Filter Care and Replacement

The KCP70UW features long-life filters designed to last up to 2 years, depending on the environment and usage. Regular cleaning and timely replacement are essential for maintaining optimal performance.

- **Pre-Filter:** The washable microscreen pre-filter traps large particles. Clean it regularly by vacuuming or rinsing with water.
- **Activated Carbon Deodorizing Filter:** Helps reduce common household odors. Replace every 2 years or as indicated by the filter replacement indicator.
- **True HEPA Filter:** Captures 99.97% of particles 0.3 microns and larger. Replace every 2 years or as indicated by the filter replacement indicator.

- **Humidifying Filter:** This filter is also designed for long life and can be cleaned. Refer to the app for replacement status.

Triple Filtration System + Plasmacluster[®] Ion Technology

Washable Back Panel

1

Microscreen pre-filter traps dust and other large airborne particles.

Carbon Filter

2

Helps reduce some common household odors.

True HEPA Filter

3

Captures 99.97% of particles from the air that passes through the filter from 0.3 microns and larger.

Plasmacluster[®] Ion Technology


Dispersing Ions into the room for an active cleaning process.



Figure 6: Exploded view of the triple filtration system, showing each filter component.

Long-Life True HEPA Filter

The Sharp long-life True HEPA filter lasts up-to **2 YEARS**, depending on the environment.



KCP110/70UW, FXJ80UW, FPA80UW, FPK50UW, and FPF30UH

Figure 7: The True HEPA filter, designed for extended use up to 2 years.

5.2 Humidifier Maintenance

The humidifier function requires regular attention to ensure clean and effective humidification.

- **Water Tank:** Refill the water tank with clean tap water as needed. Avoid using distilled water as the unit is designed for tap water.
- **Humidifying Filter Cleaning:** Periodically clean the humidifying filter to prevent mineral buildup. Refer to the full instruction manual for detailed cleaning steps.

Humidifying Filter

Efficiently humidify your room without the spray for ultimate comfort.




Figure 8: The humidifying filter and its tray, easily accessible for maintenance.

6. TROUBLESHOOTING

If you encounter issues with your SHARP KCP70UW, refer to the following common problems and solutions:

Problem	Possible Cause	Solution
Loud flapping sound / Poor air purification	Air filters still in plastic bags.	Remove all plastic packaging from filters before use (refer to Section 3.1).
Humidifier not increasing humidity	Water tank empty; Humidifying filter dirty or calcified.	Refill water tank; Clean or replace humidifying filter.
Unit not responding to app/voice commands	Wi-Fi connection issue; App not properly configured; Device not linked to Alexa/Google Assistant.	Check Wi-Fi connection; Reconfigure app settings; Ensure proper linking with smart assistant.

Problem	Possible Cause	Solution
Auto mode not adjusting fan speed	Dust/odor sensors are obstructed or dirty.	Clean the dust and odor sensors.

7. SPECIFICATIONS

Key technical specifications for the SHARP KCP70UW:

Feature	Detail
Model Number	KCP70UW
Color	White
Product Dimensions (D x W x H)	12.4" x 15.8" x 28.6"
Item Weight	22.3 pounds
Floor Area Coverage	1913 Square Feet (1x/hr air change) / 396 Square Feet (4.8x/hr AHAM)
Noise Level	21 Decibels (Low Fan Speed)
Filter Class	HEPA and Activated Carbon
Particle Retention Size	0.3 Micrometer (True HEPA)
Controller Type	Amazon Alexa, Android, Google Assistant
Special Feature	Programmable
Certifications	AHAM Certified, CARB Certified, Energy Star Certified
UPC	074000701663

Library Quiet[®]

The Library Quiet[®] Low mode is perfect for the bedroom.

A white Sharp KCP70UW air purifier is shown in a bedroom setting. The background features a bed with white pillows and a brown blanket, and a wooden bookshelf. A black lamp is visible above the bed. The air purifier has the SHARP logo and a small display screen on its front.

 20dB Ticking Watch	 21dB Low Fan Speed For KCP70UW	 40dB Refrigerator
---	--	--

These visual representations are for reference only. Please consult the Owner's Manual for more precise guidance.

Figure 9: The unit's quiet operation makes it suitable for bedrooms.



A tall, white, cylindrical portable air purifier with a rounded top. The Sharp logo is visible near the top. It sits on a light-colored wooden floor against a plain wall.

Clean Air Delivery Rate
The higher the number, the faster the unit will filter the pollutants listed below.

Pollutant	CADR Rating
SMOKE	255
DUST	260
POLLEN	259

AHAM VERIFIDE Independently Tested. Consumer Trusted.

AHAM Suggested Room Size of 396 ft² at 4.8 air changes per hour.
Portable air cleaners are most effective in rooms where all doors and windows are closed.

Sharp and all related trademarks are trademarks or registered trademarks of Sharp Corporation and/or its affiliated companies. All other brands, products and services, and their respective trademarks, names and logos, are the property of their respective owners.

Figure 10: AHAM Verifide CADR ratings for effective pollutant removal.




Figure 11: Product dimensions for planning placement.

8. WARRANTY AND SUPPORT

For warranty information and customer support, please refer to the warranty card included with your product or visit the official Sharp website. You can also contact Sharp customer service for assistance with product registration, troubleshooting, or replacement parts.

Online Resources: For additional information, FAQs, and support, visit the Sharp website or the SHARP AIR App support section.