

## Dzees CG6

# Dzees Security Camera Outdoor Wireless - User Manual

Model: CG6

## 1. INTRODUCTION

Thank you for choosing the Dzees Security Camera Outdoor Wireless. This manual provides detailed instructions for setting up, operating, and maintaining your camera to ensure optimal performance and reliable home security. This 2K 3MP battery-powered WiFi camera offers advanced features such as AI detection, color night vision, spotlight, and siren, all within an IP66 waterproof design.



Image: Dzees Security Camera Outdoor Wireless, showing its sleek black design and wall mount.

## 2. WHAT'S IN THE BOX

Please verify that all components are present in your package:

- Dzees Security Camera
- Charging Cable (USB-C)
- Metal Mounting Bracket
- Installation Components (screws, wall anchors)

- User Guide (this manual)



## What is in the box

- Camera
- Charging Cable
- Metal Mount
- Screws Set
- User Guide

Image: Contents of the Dzees Security Camera box, including the camera, charging cable, mount, screws, and user guide.

## 3. PRODUCT OVERVIEW

Familiarize yourself with the main components of your Dzees Security Camera:

# PERMANENT FREE 3DAY CYCLE CLOUD STORAGE

Look Back at Past Events Anytime, Anywhere



Image: Detailed diagram labeling the camera's components, including the P Hole (Reset camera), Power Button, Storage Card slot, USB Charging Port, Speaker, Camera Casing (IP65 weatherproof), Infrared Light, Lens, Status LED, Built-in Microphone, Spotlight, Built-in PIR Motion Sensor, and Outdoor Security Mount.

- **Power Button:** Turns the camera on/off.
- **P Hole (Reset):** Used to reset the camera to factory settings.
- **Storage Card Slot:** Supports up to 128GB memory card for local storage.

- **USB Charging Port:** For charging the camera battery (5V 2A USB adapter) or connecting to a Dzees solar panel.
- **Speaker:** Enables two-way audio communication.
- **Camera Casing:** IP65 weatherproof for outdoor use.
- **Infrared Light:** Provides illumination for infrared night vision (8 Pcs, 33ft range).
- **Lens:** 2MP FHD Resolution, 120° diagonal viewing angle.
- **Status LED:** Indicates camera status.
- **Built-in Microphone:** Captures audio for two-way talk and recording.
- **Spotlight:** Illuminates activity area for color night vision and deterrence.
- **Built-in PIR Motion Sensor:** Detects motion for alerts.
- **Outdoor Security Mount:** For secure wall mounting.

## 4. SETUP GUIDE

### 4.1 Initial Charging

Before first use, fully charge the camera using the provided USB-C cable. A full charge can provide 1 to 5 months of use depending on activity. The camera can also be powered by a Dzees solar panel (sold separately) for continuous charging.

### 4.2 App Installation and Account Setup

Download the **DzeesHome** or **Vicohome** app from your device's app store (iOS or Android). Follow the in-app instructions to create an account and add your camera. Ensure your mobile device is connected to a 2.4GHz Wi-Fi network during setup, as the camera does not support 5GHz Wi-Fi.

#### Stable 2.4GHz Wi-Fi Connection

Built-in 3dBi Wi-Fi antennas make the Wi-Fi connection more Stable, **Long-Range Wi-Fi coverage**, and protect and connect from anywhere.




Image: Diagram illustrating stable 2.4GHz Wi-Fi connection for multiple cameras around a home.

### 4.3 Mounting the Camera

The camera is designed for both indoor and outdoor wall mounting. Choose a location that provides the desired viewing angle and strong Wi-Fi signal. Use the included bracket and installation components to securely mount the camera. Ensure the camera is positioned to capture the area of interest effectively.



## 100% Wire-free, 5-Minute Install




Image: Various installation scenarios for the wire-free camera, including baby room, bookshelf, bedroom, doorway, garage, and yard, highlighting its versatility and ease of installation.

## 5. OPERATING THE CAMERA

### 5.1 Live View and Recording

Access the DzeesHome/Vicohome app to view live 2K 3MP HD video from your camera at any time. The system automatically records video clips when motion is detected.



Image: A person holding a smartphone displaying a clear, wide-angle live view from the camera, emphasizing 2K HD resolution and 130-degree field of view.

### 5.2 Two-Way Audio

Utilize the built-in microphone and speaker for real-time two-way communication. This allows you to speak to visitors or deter intruders directly through the app.

### 5.3 Night Vision Modes

The camera supports both full-color night vision and infrared night vision, providing clear visibility up to 33 feet in low-light conditions.



Image: Split view demonstrating the difference between color night vision mode (showing a vibrant, illuminated scene) and infrared night vision mode (showing a clear black and white scene) at night.

#### 5.4 Smart PIR Motion Detection & AI Recognition

The advanced AI motion detection system accurately identifies persons, vehicles, pets, and packages, reducing false alerts. Notifications are pushed to your phone in real-time (0.2s-3s).



# SMART AI MOTION DETECTION

Higher Accuracy & Less False Alerts


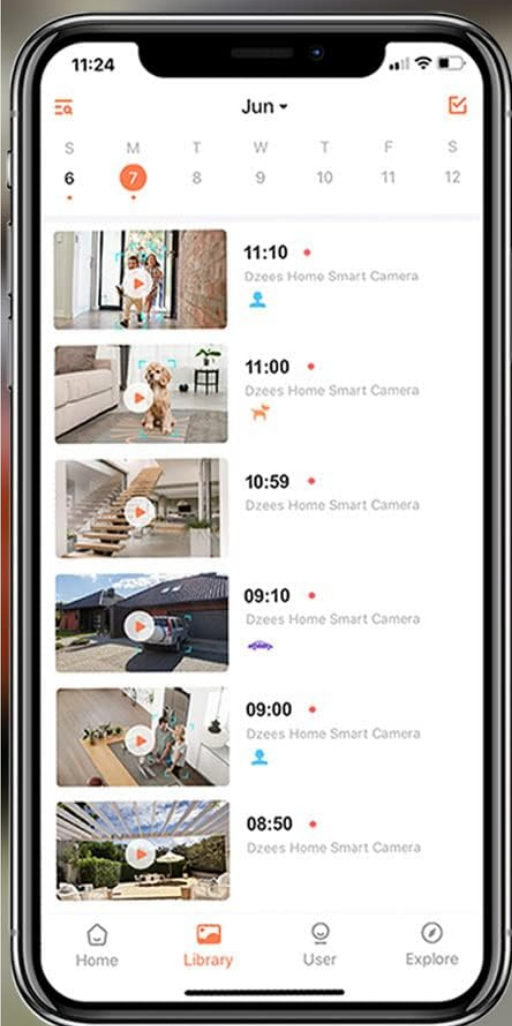


Image: Smartphone screen showing a timeline of detected events (person, pet, vehicle, package) with corresponding video thumbnails, illustrating the smart AI motion detection feature.

## 5.5 Instant Alerts, Spotlight, and Siren

Upon motion detection, the camera records video and sends an instant alert snapshot to your phone. You can activate the 90dB loud siren and spotlight manually or automatically to warn off intruders.



# | BRILLIANT SPOTLIGHT NIGHT GUARD



Push



Talk



Siren



Spotlight



**DZEES**

## **Dzees Home Smart Camera**

A person detected

now



Image: A person standing near a door with the camera mounted above, showing icons for Push notifications, Talk (two-way audio), Siren, and Spotlight, demonstrating the camera's deterrence features.

## Real-Time Alerts & Deterrents

Once the motion is detected, the camera will alert you in various ways and deter intruders with the motion spotlight and Siren.



Image: An illustration of the camera detecting a person at night, with a spotlight illuminating them and a notification appearing on a phone, highlighting real-time alerts and deterrence features like 2-way talk, PIR accuracy, alarm push, and siren/light alarms.

## 5.6 Storage Options

The camera supports two storage methods:

- **Memory Card:** Supports up to 128GB (not included) for local storage.
- **Cloud Service:** Offers 2 years of free 3-day loop cloud storage. New users receive a 30-day trial of the Plus Plan, which includes upgraded cloud storage, AI detection, and customizable alert zones. Advanced features start at \$6.99 per month after the trial.

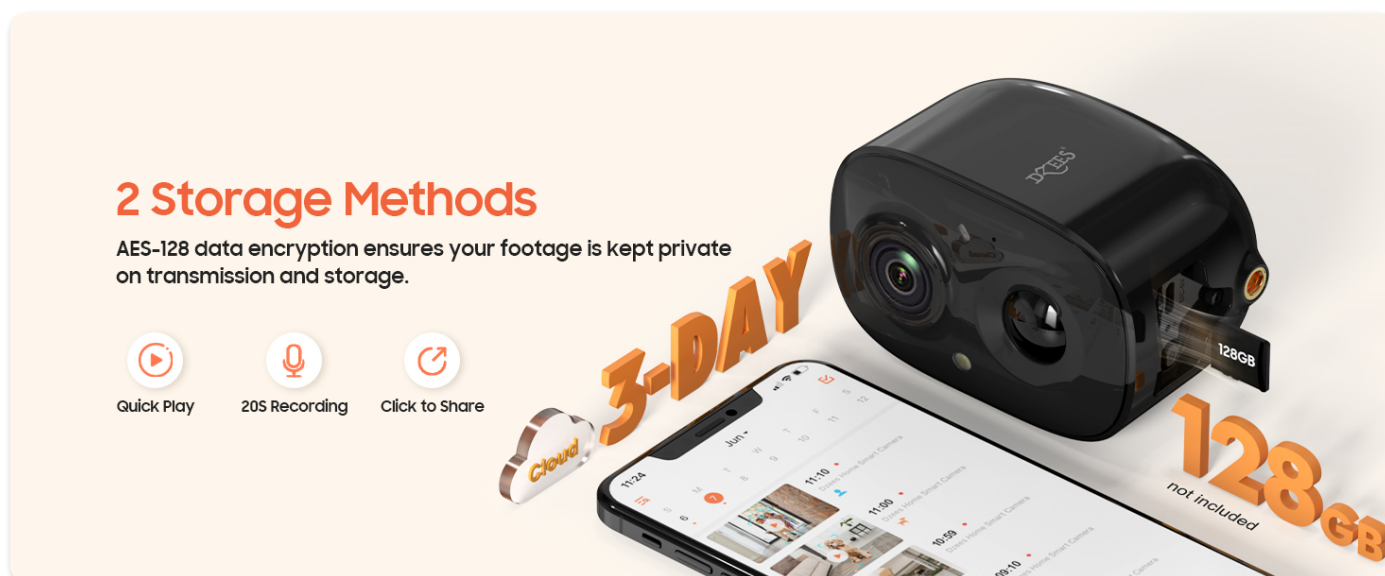


Image: Illustration showing the camera with a microSD card slot and cloud icon, indicating two storage methods. A smartphone screen displays a timeline of recorded events, emphasizing AES-128 data encryption.

## DzeesHome Cloud Storage

Storage	Local Storage(not included)	Basic Plan		Plus Plan		Pro Plan	
	<b>\$0/Monthly</b>	<b>\$4.99</b> 1 months	<b>\$55.99</b> 1 years	<b>\$6.99</b> 1 months	<b>\$78.99</b> 1 years	<b>\$12.99</b> 1 months	<b>\$147.99</b> 1 years
Days of Video Storage	3 Days Cloud Recording (<0.5GB)	15 Days Cloud Recording (<3GB)		30 Days Cloud Recording (<5GB)		60 Days Cloud Recording (<10GB)	
PIR Detection	No Plan	No Plan		No Plan		No Plan	
AI Detection	X	Y		Y		Y	
Detection Zones	X	Y		Y		Y	
Recording Duration	Up to 20s	Up to 3 Min		Up to 3 Min		Up to 3 Min	

**Note:** DzeesHome cloud storage services first month free trial is available. Each new account comes with a free 3-day loop cloud storage service

Image: A table outlining different DzeesHome Cloud Storage plans (Local Storage, Basic Plan, Plus Plan, Pro Plan) with details on days of video storage, PIR detection, AI detection, detection zones, and recording duration.

## 5.7 Multi-User Sharing and App Features

Share live views and recorded moments with family members through the app. The app allows for customizable alert zones, schedule settings, and easy access to recorded video clips.

### Multi-Users Sharing

You can share the camera with multiple family members

### Share Warm Love

Download and share recorded good moments on social media.

6

User Share

Unlimited

Online Devices



Image: A smartphone screen showing the camera's live view with options for sharing to social media and with multiple users, indicating support for up to 6 user shares and unlimited online devices.



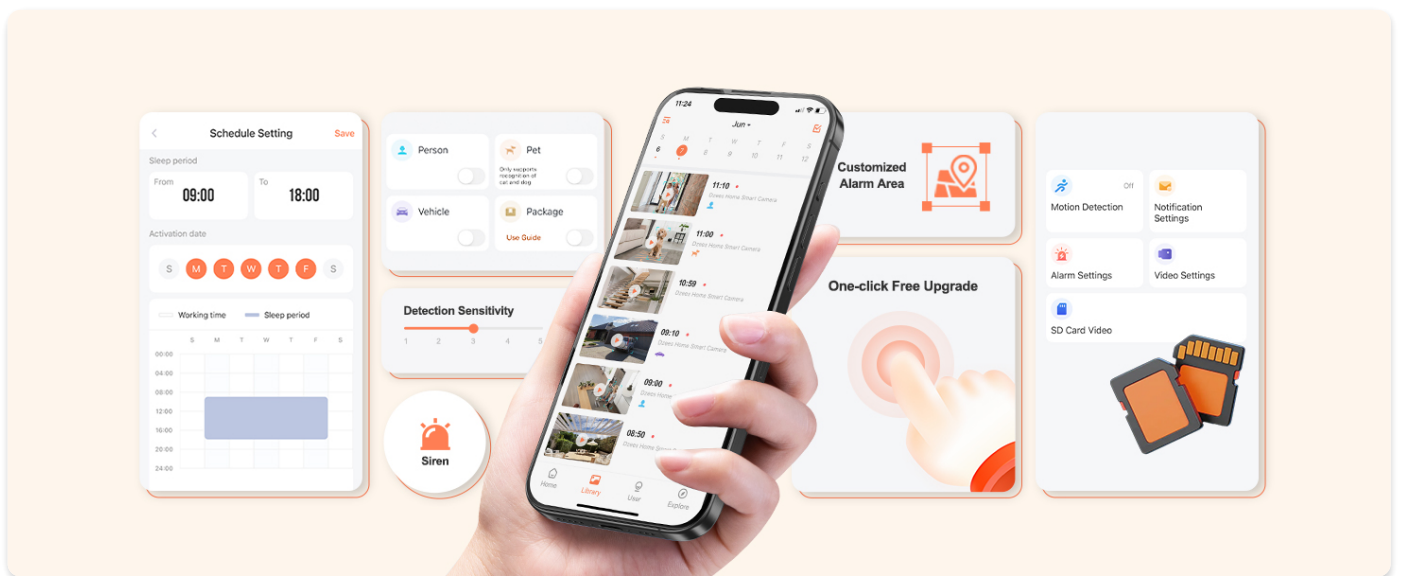


Image: A collage of smartphone screens displaying various app settings, including schedule setting for sleep periods and activation dates, detection sensitivity, customizable alarm areas, notification settings, video settings, and SD card video access, highlighting the comprehensive control available through the app.

## 6. MAINTENANCE

### 6.1 Battery Charging

Recharge the camera battery as needed. The frequency depends on usage and motion detection events. For continuous power, consider using a compatible Dzees solar panel.

### 6.2 Cleaning

Periodically wipe the camera lens and casing with a soft, damp cloth to remove dust and debris. Avoid using harsh chemicals or abrasive materials that could damage the camera.

### 6.3 Weather Resistance

The camera is IP66 waterproof, designed to withstand various weather conditions. However, extreme temperatures or prolonged exposure to direct water jets should be avoided to ensure longevity.

## Built to Last, Designed for outdoor resilience.

Derived from laboratory testing in simulated environments, effectively protecting against dust and rainwater infiltration.



Image: The camera mounted outdoors in rainy conditions, with a temperature scale from -4°F to 120°F, emphasizing its IP65 weatherproof rating and resilience against dust and rainwater.

## 7. TROUBLESHOOTING

If you encounter issues with your Dzees Security Camera, consider the following common solutions:

- **No Power:** Ensure the battery is charged. Connect the camera to the USB-C charging cable and a power source.
- **Wi-Fi Connectivity Issues:** Verify that your Wi-Fi network is 2.4GHz. Ensure the camera is within range of your router. Try restarting your router and the camera.
- **Frequent False Alerts:** Adjust the motion detection sensitivity in the app. Utilize customizable alert zones to focus on specific areas.
- **Poor Video Quality:** Check for obstructions on the lens and clean if necessary. Ensure adequate lighting for optimal night vision performance.
- **Two-Way Audio Problems:** Check the volume settings on your phone and in the app. Ensure there are no obstructions blocking the microphone or speaker on the camera.
- **App Not Responding:** Close and reopen the DzeesHome/Vicohome app. If the issue persists, try reinstalling the app.
- **Camera Unresponsive:** Perform a soft reset by pressing the power button. If that doesn't work, use a pin to press the reset button (P Hole) for a few seconds to factory reset the camera (note: this will erase settings).

For further assistance, please refer to the support section or contact Dzees customer service.

## 8. SPECIFICATIONS

Feature	Detail
Model Name	CG6B
Indoor/Outdoor Usage	Indoor, Outdoor
Connectivity Technology	Wireless (Wi-Fi 2.4GHz only)
Power Source	Battery Powered/Solar Powered
Video Capture Resolution	2K 3MP HD
Viewing Angle	130 Degrees
Night Vision Range	33 Feet
Water Resistance Level	IP66 Waterproof
Storage Support	Memory Card (up to 128GB), Cloud Service
Motion Detection	Smart PIR Motion Detection & AI Recognition (Person, Vehicle, Pet, Package)
Audio	Two-Way Audio (Built-in Microphone and Speaker)
Alert Type	Motion Only (Instant Alerts, Spotlight, Siren)
Batteries	1 Lithium Ion battery (included)
Item Dimensions (L x W x H)	2.51 x 3.5 x 4.5 inches
Item Weight	12.6 ounces (358 Grams)
Material	Acrylonitrile Butadiene Styrene (ABS)

Manufacturer	DZEES
UPC	734931910229





## 9. WARRANTY AND SUPPORT

Dzees is committed to providing excellent customer satisfaction. Your Dzees Security Camera comes with **lifetime warranty** and **lifetime trade-in** option. We also offer **2 years of free 3-day loop cloud storage**.

Our professional technical team is available for quick response and support, ensuring your needs are met. For any inquiries, technical assistance, or warranty claims, please contact Dzees customer support through the DzeesHome/Vicohome app or visit the official Dzees website.



### Related Documents

	<p><a href="#">Dzees Wire-Free Security Camera D3 Quick Start Guide</a></p> <p>A comprehensive quick start guide for the Dzees Wire-Free Security Camera D3, covering setup, features, and troubleshooting.</p>
	<p><a href="#">Dzees Wire-Free Security Camera CG6 Quick Start Guide</a></p> <p>A quick start guide for the Dzees Wire-Free Security Camera CG6, covering setup, features, and troubleshooting.</p>
	<p><a href="#">Dzees Wire-Free Security Camera CG6K Quick Start Guide</a></p> <p>Get started with your Dzees Wire-Free Security Camera (CG6K). This guide provides setup instructions, features, and troubleshooting for your smart home security device.</p>
	<p><a href="#">Dzees PTZ Security Camera D3 Quick Start Guide</a></p> <p>This guide provides instructions for setting up and using the Dzees PTZ Security Camera (Model D3). It covers app installation, account registration, camera connection via Wi-Fi or QR code, physical installation, solar panel setup, battery management, and answers frequently asked questions.</p>





### [Dzees Wire-Free Security Camera CG6 Quick Start Guide](#)

A quick start guide for the Dzees Wire-Free Security Camera CG6, covering setup, features, and troubleshooting.


lang:en **score:35** filesize: 1.25 M page\_count: 31 document date: 2022-07-13



### [Dzees Wire-Free Security Camera CG6K Quick Start Guide](#)

Get started with your Dzees Wire-Free Security Camera (CG6K). This guide provides setup instructions, features, and troubleshooting for your smart home security device.

lang:en **score:28** filesize: 1.34 M page\_count: 33 document date: 2022-07-13



### [\[pdf\] User Manual](#)

CG6 UK English Electronic Manual dzees cam v 1684981556 cdn shopify s files 1 0619 9607 3149 |||

...

lang:en **score:23** filesize: 1.75 M page\_count: 18 document date: 2023-05-25



[\[pdf\]](#) User Manual

CG6 DE Deutsch Electronic Manual dzees cam v 1684981552 cdn shopify s files 1 0619 9607 3149 |||

...

lang:en score:23 filesize: 2.39 M page\_count: 18 document date: 2023-05-25