

Nerf F6320

Nerf Rival Forerunner XXIII-1200 Blaster Instruction Manual

Model: F6320

INTRODUCTION

The Nerf Rival Forerunner XXIII-1200 Blaster is designed for advanced precision and high-impact play. This manual provides essential information for the safe and effective use of your blaster, including setup, operation, maintenance, and troubleshooting.



Figure 1: Nerf Rival Forerunner XXIII-1200 Blaster with 12 Accu-Rounds.

SAFETY INFORMATION

WARNING: Small parts may be generated. Not for children under 3 years. Eyewear is recommended (not included) during play.

WHAT'S IN THE BOX

- Nerf Rival Forerunner XXIII-1200 Blaster
- 12 Nerf Rival Accu-Rounds

SETUP

The Nerf Rival Forerunner XXIII-1200 Blaster features a breech-load design with a 12-round internal capacity.

Loading the Blaster:

1. Take the priming handle and slide it into the rear position. This action will open the breech.
2. Load up to 12 Nerf Rival Accu-Rounds into the internal magazine. Ensure you load them **downwards** into the magazine. Avoid pushing them forward into the barrel, as this can lead to misfires or firing multiple rounds at once.
3. Once loaded, slide the priming handle back into the front position. The blaster is now primed and ready to fire one round.



Figure 2: Loading Nerf Rival Accu-Rounds into the breech.

OPERATING INSTRUCTIONS

The Forerunner XXIII-1200 fires rounds at a velocity of 90 feet per second, offering advanced precision.

Firing the Blaster:

1. Ensure the blaster is loaded and primed as described in the Setup section.
2. Aim at your target. The blaster features an edge-glow front sight and an adjustable rear sight. Slide the rear sight backward and forward to customize the angle and improve your aim.
3. Pull the trigger to fire a round. The blaster includes a trigger lock for safety.
4. To fire subsequent rounds, slide the priming handle back to the rear position and then forward again. Each full prime will fire one round until the internal magazine is empty.



Figure 3: Adjusting the rear sight for improved aim.



Figure 4: User aiming the Nerf Rival Forerunner XXIII-1200 Blaster.

MAINTENANCE

The Nerf Rival Forerunner XXIII-1200 Blaster is built for durability and generally requires minimal maintenance. Keep the blaster clean and free of debris, especially around the loading breech and barrel, to ensure smooth operation. Store the blaster and Accu-Rounds in a dry, cool place away from direct sunlight to preserve their condition.

TROUBLESHOOTING

Problem	Possible Cause	Solution
---------	----------------	----------

Problem	Possible Cause	Solution
Rounds jamming frequently	Using non-official or damaged ammunition (e.g., Headshot brand). Magazine spring weakness, especially with fewer than 4 rounds.	Use only official Nerf Rival Accu-Rounds. Ensure rounds are not damaged or deformed. Load rounds carefully, pushing them downwards into the magazine. If jamming persists with official rounds, inspect the breech for obstructions.
Blaster shoots two balls instead of one	Improper loading of rounds into the internal magazine.	Ensure rounds are loaded downwards into the magazine and not pushed forward into the barrel during loading.

SPECIFICATIONS

Product Dimensions: 2.87 x 20.51 x 11.61 inches

Item Weight: 1.4 pounds

Model Number: F6320

Manufacturer Recommended Age: 14 years and up




Release Date: January 15, 2023




Manufacturer: Hasbro

WARRANTY AND SUPPORT

Specific warranty and support information for the Nerf Rival Forerunner XXIII-1200 Blaster is not provided in this manual. Please refer to the product packaging or the official Hasbro website for details regarding warranty coverage and customer support.

Related Documents - F6320

	Nerf Hyper MACH-100 Blaster: Operating and Safety Instructions Comprehensive guide for the Nerf Hyper MACH-100 blaster, detailing how to load, fire, clear jams, store the blaster, and important safety precautions. Includes battery information and product compatibility.
	Nerf Pro Stryfe X Dart Blaster: User Manual and Safety Instructions Comprehensive guide to operating the Nerf Pro Stryfe X Dart Blaster, including charging, loading, firing, safety warnings, and storage. Features detailed instructions for safe play and regulatory information.
	Nerf Rival Curve Shot Helix XXI-2000 Blaster: Instructions and Troubleshooting Comprehensive guide for the Nerf Rival Curve Shot Helix XXI-2000 blaster, covering operation, loading, firing, trajectory adjustment, and troubleshooting steps. Features safety warnings and usage guidelines.

	<p>Nerf Rough Cut 2X4 Elite Blaster User Manual</p> <p>User manual for the Nerf Rough Cut 2X4 Elite Blaster, detailing its features, operation, and safety precautions. Includes instructions for loading, single fire, and slam fire modes.</p>
	<p>Nerf Roblox Arsenal Pulse Laser Blaster Instructions</p> <p>Comprehensive guide on how to operate, load, fire, and clear jams for the Nerf Roblox Arsenal Pulse Laser motorized dart blaster. Includes safety warnings and battery information.</p>
	<p>NERF Modulus ECS-10 Blaster: Instructions and Safety Guide</p> <p>Official instructions and safety information for the NERF Modulus ECS-10 blaster by Hasbro. Learn how to load, fire, maintain, and safely use your NERF blaster.</p>

