

Naxa NID-1070

Naxa NID-1070 2-in-1 Core Android 11 Tablet User Manual

Model: NID-1070

			Introduction	What's in the		
Box	Setup	Operating	Maintenance	Troubleshooting	Specifications	Warranty &
				Support		

1. INTRODUCTION

This manual provides instructions for the Naxa NID-1070 2-in-1 Core Android 11 Tablet. This device combines a 10.1-inch HD IPS touchscreen tablet with a detachable Bluetooth keyboard, offering versatility for both entertainment and productivity. It features a 1.8GHz Quad Core processor, 2GB RAM, and 32GB of internal storage, expandable via memory card. The tablet includes front and rear cameras, a built-in speaker, and a microphone, running on Android 11 Go Edition.

2. WHAT'S IN THE BOX

Verify that all items are present in the package:

- Naxa NID-1070 Tablet
- Bluetooth Keyboard
- Wired Headphones
- Carrying Pouch
- UL Approved Power Adapter



Image: The Naxa NID-1070 tablet shown with its accompanying Bluetooth keyboard and wired headphones.



Carrying Pouch Included

Image: A black carrying pouch, designed to protect and transport the tablet and accessories.

3. SETUP

3.1 Initial Charging

Before first use, fully charge the tablet using the provided UL approved power adapter. Connect the adapter to the tablet's charging port and plug it into a power outlet. The battery indicator on the screen will show charging status.

3.2 Powering On/Off

- **To Power On:** Press and hold the Power button located on the side of the tablet until the Naxa logo appears.

- **To Power Off:** Press and hold the Power button until a power-off menu appears on the screen. Select 'Power off' and confirm.

3.3 Connecting the Bluetooth Keyboard

The included keyboard connects wirelessly via Bluetooth.

1. Ensure the keyboard is charged and powered on.
2. On your tablet, go to **Settings > Connected devices > Bluetooth**.
3. Toggle Bluetooth to 'On'.
4. The tablet will scan for available devices. Select the keyboard (e.g., 'Bluetooth Keyboard') from the list.
5. Follow any on-screen prompts to complete the pairing process, which may include entering a code on the keyboard.



Image: The Naxa NID-1070 tablet securely docked into its Bluetooth keyboard, ready for use.

3.4 Wi-Fi Connection

1. Go to **Settings > Network & internet > Wi-Fi**.
2. Toggle Wi-Fi to 'On'.
3. Select your desired Wi-Fi network from the list.
4. Enter the network password if prompted and tap 'Connect'.

3.5 Google Account Setup

Upon initial setup or later, you will be prompted to sign in with your Google account. This is necessary to access the Google Play Store, download apps, and synchronize data.

4. OPERATING THE TABLET

4.1 Basic Navigation

- **Touch Gestures:** Tap to select, swipe to scroll, pinch to zoom.
- **Home Screen:** Access apps, widgets, and notifications.
- **Notification Panel:** Swipe down from the top of the screen to view notifications and quick settings.

4.2 Using the Keyboard

The Bluetooth keyboard provides a physical input method for typing, navigation, and executing commands. It includes standard QWERTY keys and function keys for media control and system shortcuts.

4.3 Cameras

The tablet is equipped with both front and rear cameras. Open the Camera app to take photos or record videos. The front camera is suitable for video calls, while the rear camera offers higher resolution for general photography.

4.4 Storage Management

The tablet comes with 32GB of internal storage. For additional storage, a memory card slot is available. Insert a compatible microSD card to expand storage capacity for photos, videos, and documents.

4.5 Audio Output

The tablet features a built-in speaker for audio playback. For private listening, connect the included wired headphones to the 3.5mm audio jack.





Image: A close-up view of the Naxa wired headphones, featuring a comfortable over-ear design.

5. MAINTENANCE

5.1 Cleaning

- **Screen:** Use a soft, lint-free cloth specifically designed for electronics. Do not use harsh chemicals or abrasive materials.
- **Body:** Wipe the tablet and keyboard surfaces with a slightly damp, soft cloth. Ensure no moisture enters ports.

5.2 Battery Care

- Avoid extreme temperatures, which can degrade battery life.
- For optimal battery longevity, avoid frequently discharging the battery completely or keeping it at 100% charge for extended periods.

5.3 Software Updates

Regularly check for and install system updates to ensure optimal performance, security, and access to the latest features.

Go to **Settings > System > System update.**

6. TROUBLESHOOTING

Issue	Possible Solution
Tablet won't turn on	Ensure the tablet is charged. Connect the power adapter and wait a few minutes before attempting to power on again.
Bluetooth keyboard not connecting	Check if the keyboard is charged and powered on. Ensure Bluetooth is enabled on the tablet and re-attempt pairing. Restart both devices.
Wi-Fi connection issues	Verify Wi-Fi is enabled. Check if the router is working correctly. Re-enter the Wi-Fi password. Restart the tablet and router.
Slow performance	Close unnecessary background applications. Clear cache for frequently used apps. Consider uninstalling unused apps or moving files to an SD card.
Screen unresponsive	Perform a force restart by holding the power button for approximately 10-15 seconds.







7. SPECIFICATIONS

Feature	Detail
Model Name	NID-1070
Operating System	Android 11 Go
Screen Size	10.1 Inches
Screen Resolution	800 x 1280 Pixels (HD IPS)
Processor	1.8 GHz Quad Core (Allwinner)
RAM	2GB DDR3 SDRAM
Internal Storage	32 GB Flash Memory (expandable)
Wireless Type	802.11b, 802.11g, 802.11n
Bluetooth	Yes
Cameras	Front & Rear
Average Battery Life	5 Hours
Item Weight	1.1 pounds
Product Dimensions	9.92 x 0.38 x 6.06 inches
Color	Black

8. WARRANTY AND SUPPORT

Naxa products are designed for reliability and performance. For specific warranty information, please refer to the warranty card included with your product or visit the official Naxa website. For technical support, product registration, or to view

Related Documents - NID-1070

	<p>Naxa NID-1070 Core Tablet User Manual</p> <p>Comprehensive user manual for the Naxa NID-1070 10.1-inch Core Tablet with Android 11 and Bluetooth Keyboard. Get detailed instructions on setup, features, connecting to Wi-Fi and Bluetooth, using applications, and technical specifications. Includes troubleshooting and support information.</p>
	<p>Naxa NID-1002 10.1" Core Tablet Instruction Manual</p> <p>Comprehensive instruction manual for the Naxa NID-1002 10.1" Core Tablet, covering setup, basic operations, app management, connectivity, troubleshooting, and specifications. Learn how to use your Naxa tablet effectively.</p>
	<p>Naxa NID-1080 10.1" Tablet Combo User Manual</p> <p>User manual for the Naxa NID-1080 10.1-inch Tablet Combo with Detachable Keyboard & Bluetooth Headphone, covering setup, features, and basic operations.</p>
	<p>Naxa NKM-101 Portable Karaoke Party System with Bluetooth - Instruction Manual</p> <p>Comprehensive instruction manual for the Naxa NKM-101 Portable Karaoke Party System with Bluetooth. Learn how to set up, operate, and troubleshoot your karaoke system.</p>
	<p>Naxa NHS-7008 42" Sound Bar with Bluetooth® Instruction Manual</p> <p>Comprehensive instruction manual for the Naxa NHS-7008 42" Sound Bar with Bluetooth®. Learn about setup, operation, features, troubleshooting, and specifications.</p>
	<p>Naxa NF-503 7-Inch Digital Photo Frame User Manual</p> <p>User manual for the Naxa NF-503 7-inch Digital Photo Frame, covering its features, setup, operating instructions, and troubleshooting guide.</p>