

Scangrip 35668

Scangrip WORK LITE M Work Lamp Instruction Manual

Model: WORK LITE M (35668)

INTRODUCTION

This manual provides essential instructions for the safe and efficient use of your Scangrip WORK LITE M rechargeable LED work lamp. Please read this manual thoroughly before operating the device and retain it for future reference.

The Scangrip WORK LITE M is a lightweight, ergonomic, and rechargeable LED work flashlight designed for various inspection and work tasks. It features adjustable light output, flexible positioning options, and a durable design.

SETUP AND INITIAL USE

1. Charging the Device

The WORK LITE M comes with a built-in rechargeable Lithium-Ion battery. Before first use, fully charge the device.

- Locate the USB charging port on the device.
- Connect the included USB charging cable to the lamp and to a compatible USB power source (e.g., computer, USB wall adapter).
- The charging indicator light will show the charging status. Refer to the device for specific indicator behavior (e.g., red for charging, green for fully charged).
- A full charge typically takes several hours.

Note: Only use the provided charging cable or a compatible USB cable. Do not attempt to charge with damaged cables or chargers.





OPERATING INSTRUCTIONS

1. Power On/Off and Dimming Function

- To turn the lamp on, press the power button located on the side of the device.
- To adjust the light output (dimming function), press and hold the power button. The light intensity will cycle between 10% and 100%. Release the button at your desired brightness level.
- To turn the lamp off, press the power button again.



Figure 2: The WORK LITE M being held in hand, demonstrating its use as a handheld flashlight.

2. Flexible Positioning with SMART CLIP 4-in-1 System

The WORK LITE M is equipped with a versatile SMART CLIP system for hands-free operation and flexible positioning.

- **Integrated Magnet:** The lamp features a powerful built-in magnet on its base. This allows you to securely attach the lamp to metallic surfaces for hands-free illumination.



Figure 3: Illustration of the lamp's magnetic attachment feature, showing it secured to a metal surface.

- **Retractable Swivel Hook:** A retractable swivel hook is integrated into the SMART CLIP. Pull out the hook to hang the lamp from various objects or structures. The hook can swivel for optimal light direction.





Figure 4: The WORK LITE M with its swivel hook extended, ready for hanging.

- **Integrated Stand:** The SMART CLIP can also function as a stand. Fold out the clip to create a stable base, allowing the lamp to stand upright on any flat surface.






Figure 5: Side view of the WORK LITE M demonstrating the Smart Clip deployed as a stand.

- **Belt Clip:** The SMART CLIP is designed to fit onto a work belt, allowing you to carry the lamp conveniently and have it readily accessible for inspection tasks.



Figure 6: The WORK LITE M attached to a work belt using its integrated Smart Clip.

MAINTENANCE

- **Cleaning:** Clean the lamp regularly with a soft, damp cloth. Do not use harsh chemicals or abrasive cleaners, as these may damage the surface or internal components.
- **Storage:** When not in use for extended periods, store the lamp in a cool, dry place. It is recommended to charge the battery periodically (e.g., every 3-6 months) to maintain battery health.
- **Battery Care:** The integrated Lithium-Ion battery is not user-replaceable. Do not attempt to open the device or replace the battery yourself.

TROUBLESHOOTING

Problem	Possible Cause	Solution
Lamp does not turn on.	Battery is depleted.	Charge the lamp using the provided USB cable.
Light output is dim.	Battery is low or dimming function is active.	Charge the lamp. Press and hold the power button to adjust brightness to 100%.
Lamp does not charge.	Faulty cable or power source.	Try a different USB cable or power adapter. Ensure connections are secure.

If you encounter issues not listed here or if solutions do not resolve the problem, please contact Scangrip customer support.

SPECIFICATIONS

Feature	Detail
Model Number	35668
Light Output	Up to 350 lumens
Dimming Function	10% to 100% adjustable
Battery Type	Lithium Ion (included)
Power Source	Battery Powered
Charging	USB charging cable included
Weight	5.6 ounces
Included Components	Hand lamp, charging cable
Manufacturer	Scangrip







WARRANTY INFORMATION

For detailed warranty information regarding your Scangrip WORK LITE M, please refer to the warranty card included with your product or visit the official Scangrip website. Keep your proof of purchase for warranty claims.

CUSTOMER SUPPORT

If you have any questions, require technical assistance, or need to report a problem with your Scangrip WORK LITE M, please contact Scangrip customer support through their official website or the contact information provided in your product packaging.

Visit the [Scangrip Store on Amazon](#) for more information.

 <p>LINE LIGHT R</p> <p>3 YEAR WARRANTY</p>	<p>SCANGRIP LINE LIGHT R LED Work Light - Model 03.5244 Specifications & Manual</p> <p>Detailed overview of the SCANGRIP LINE LIGHT R LED work light (model 03.5244/03.5244XX). Features, specifications, charging instructions, battery tips, and warranty information.</p>
 <p>NOVA 2 CONNECT</p> <p>3 YEAR WARRANTY</p>	<p>SCANGRIP NOVA 2 CONNECT Work Light: Features, Specs, and Usage Guide</p> <p>Comprehensive guide to the SCANGRIP NOVA 2 CONNECT work light, detailing its high-efficiency COB LED, 2000 lumen output, battery compatibility (Metabo CAS, 18V), USB power bank functionality, and safety instructions.</p>
 <p>STAR LITE</p> <p>3 YEAR WARRANTY</p>	<p>SCANGRIP STAR LITE LED Work Light (03.5671) - Features, Safety & Specs</p> <p>Comprehensive product information and safety guidelines for the SCANGRIP STAR LITE LED work light (Model 03.5671). Features include COB LED, 400 lumens, 175 lm/W efficacy, IK08 impact resistance, IP40 protection, and a 5m cable. Includes essential safety warnings and disposal instructions.</p>
 <p>NOVA R</p> <p>3 YEAR WARRANTY</p>	<p>SCANGRIP NOVA R LED Work Light - Technical Specifications, Features, and Safety Guide</p> <p>Comprehensive guide to the SCANGRIP NOVA R LED work light, detailing its features, specifications, integrated power bank, battery care, safety warnings, and warranty information for professional and industrial use.</p>
 <p>SUNMATCH 4</p> <p>3 YEAR WARRANTY</p>	<p>SCANGRIP SUNMATCH 4 LED Work Light - Features, Specifications, and Usage Guide</p> <p>Detailed information on the SCANGRIP SUNMATCH 4 work light, including its CCT SCAN function, stepless dimming, high CRI LED, battery life, durability, safety warnings, and usage instructions.</p>
 <p>STICK LITE M</p> <p>3 YEAR WARRANTY</p>	<p>SCANGRIP Stick Lite M LED Work Light - Model 03.5666</p> <p>The SCANGRIP Stick Lite M (model 03.5666) is a versatile LED work light featuring stepless dimming from 10-100%, a high-power COB LED, 130 lm/W output, and an IP20 rating. It offers a runtime of up to 20 hours and includes a USB charging cable. Ideal for professional and consumer use.</p>

