

## Contoure RV-170BK

# Contoure RV-170BK Mini Refrigerator User Manual

Model: RV-170BK

## 1. IMPORTANT SAFETY INSTRUCTIONS

---

Read all instructions before using this appliance to reduce the risk of fire, electric shock, or injury. Keep this manual for future reference.

- Ensure the refrigerator is properly installed and grounded according to the installation instructions before use.
- Never unplug the refrigerator by pulling on the power cord. Always grasp the plug firmly and pull straight out from the outlet.
- Repair or replace immediately all electric service cords that have become frayed or otherwise damaged. Do not use a cord that shows cracks or abrasion damage along its length, the plug, or the connector end.
- Unplug your refrigerator before cleaning or before making any repairs.
- Do not store or use gasoline or other flammable vapors and liquids in the vicinity of this or any other appliance.
- Do not use an extension cord with this appliance. If the power cord is too short, have a qualified electrician install an outlet near the appliance.
- This appliance is designed for freestanding installation only.
- Keep ventilation openings, in the appliance enclosure or in the built-in structure, clear of obstruction.

## 2. PRODUCT OVERVIEW

---

The Contoure RV-170BK is a compact, portable mini refrigerator designed for convenient food and beverage storage. It features a single door and an automatic defrost system.



**Figure 1:** Front view of the Contoure RV-170BK Mini Refrigerator. This image displays the compact, black exterior of the single-door refrigerator, with the 'CONTOURE' brand logo visible on the upper right side of the door.

### 3. SETUP

---

#### 3.1 Unpacking

- Remove all packaging materials, including the foam base and adhesive tape.
- Inspect the refrigerator for any damage during transit. Report any damage to your retailer immediately.
- Keep packaging materials out of reach of children.

#### 3.2 Placement

- Place the refrigerator on a flat, stable surface strong enough to support the appliance when fully loaded.
- Ensure adequate ventilation. Allow at least 5 inches (12.7 cm) of space between the back and sides of the refrigerator and any adjacent walls or cabinets to ensure proper air circulation.
- Avoid placing the refrigerator in direct sunlight or near heat sources such as stoves, heaters, or radiators.
- This appliance is designed for freestanding installation only. Do not recess or build it into cabinetry.

#### 3.3 Leveling

It is important for the refrigerator to be level to function properly. If the appliance is not level, adjust the leveling legs located at the bottom of the unit by turning them clockwise to raise or counter-clockwise to lower.

### 3.4 Power Connection

- Plug the refrigerator into a dedicated, grounded electrical outlet.
- Do not use an adapter or extension cord.
- Allow the refrigerator to stand upright for at least 2-4 hours before plugging it in to allow the refrigerant to settle.

## 4. OPERATING INSTRUCTIONS

---

### 4.1 Initial Startup

After plugging in the refrigerator, allow it to operate for 2-3 hours before placing food inside. This will ensure the interior reaches the optimal cooling temperature.

### 4.2 Temperature Control

The Contoure RV-170BK Mini Refrigerator features a compressor cooling method and an automatic defrost system. Please note that this model does **not** have adjustable temperature control. The internal temperature is factory-set for optimal food preservation.

### 4.3 Food Storage Guidelines

- Do not overload the refrigerator. Allow space for air to circulate around items for efficient cooling.
- Store food in sealed containers to prevent odors and maintain freshness.
- Avoid placing hot food directly into the refrigerator; allow it to cool to room temperature first.

## 5. MAINTENANCE

---

### 5.1 Cleaning

- **Exterior:** Clean the exterior surface with a soft cloth and mild detergent. Wipe dry with a clean cloth.
- **Interior:** Unplug the refrigerator before cleaning. Wash the interior with a solution of warm water and baking soda (2 tablespoons of baking soda to 1 quart of water). Rinse thoroughly and wipe dry.
- Do not use harsh chemicals, abrasive cleaners, or scouring pads, as they can damage surfaces.

### 5.2 Defrosting

This refrigerator features an **automatic defrost system**, eliminating the need for manual defrosting. Any frost that forms will melt periodically and drain away.

### 5.3 Power Outage

In case of a power outage, keep the refrigerator door closed to maintain the internal temperature for as long as possible. Avoid opening the door unnecessarily.

### 5.4 Moving the Appliance

When moving the refrigerator, ensure it is empty and secured. Avoid tilting the unit more than 45 degrees. After moving, allow it to stand upright for at least 2-4 hours before plugging it back in.

## 6. TROUBLESHOOTING

---

Before contacting customer service, review the following common issues and solutions:

Problem	Possible Cause	Solution
---------	----------------	----------

Problem	Possible Cause	Solution
Refrigerator does not operate	Not plugged in; circuit breaker tripped; power outage.	Ensure plug is secure; check circuit breaker; verify power supply.
Temperature is not cold enough	Door not closed properly; excessive door openings; warm food placed inside; poor ventilation.	Check door seal; minimize door openings; allow hot food to cool; ensure adequate space around unit.
Excessive noise	Refrigerator not level; loose parts; normal compressor operation.	Adjust leveling legs; check for loose items; some noise is normal.
Door does not close completely	Gasket obstructed; refrigerator not level; items blocking door.	Clean gasket; level the unit; rearrange items inside.







## 7. SPECIFICATIONS

Detailed specifications for the Contoure RV-170BK Mini Refrigerator:

- **Manufacturer:** CONTOURE
- **Model Number:** RV-170BK
- **Item Weight:** 15.1 kg
- **Brand:** Contoure (Generic)
- **Special Feature:** Portable
- **Installation Type:** Freestanding
- **Number of Doors:** 1
- **Defrost System:** Automatic
- **Form Factor:** Compact
- **Specification Met:** Energy Star
- **Cooling Method:** Compressor
- **Adjustable Temperature Control:** No

## 8. WARRANTY AND SUPPORT

For warranty information or technical support, please refer to the warranty card included with your purchase or contact the retailer where the product was acquired. You may also visit the official Contoure website for further assistance.

<p><b>CONTOURE™</b> SPACE SAVING APPLIANCES Compact Portable Ice Maker</p> <p>User Manual</p>  <p>Models RV-100BK RV-100Z RV-100SS RV-100S</p> <p>SAVE THESE INSTRUCTIONS HOUSEHOLD USE ONLY</p>	<p><a href="#">Contoure Compact Portable Ice Maker User Manual</a></p> <p>User manual for the Contoure Compact Portable Ice Maker, covering safety instructions, operation, maintenance, and troubleshooting for models RV-100BK and RV-100Z.</p>
<p><b>CONTOURE™</b> SPACE SAVING APPLIANCES</p> <p>MID-SIZE 0.9/1.0 CU.FT. BUILT-IN BLACK MICROWAVE OVEN</p> <p>INSTRUCTION MANUAL MODELS:</p>  <p>RV-933BK RV-980B</p>	<p><a href="#">Contoure Mid-Size Built-In Black Microwave Oven RV-933BK RV-980B Instruction Manual</a></p> <p>Comprehensive instruction manual for the Contoure Mid-Size 0.9/1.0 cu.ft. Built-In Black Microwave Oven, models RV-933BK and RV-980B. Covers safety, installation, operation, care, troubleshooting, and warranty.</p>
<p><b>CONTOURE™</b> SPACE SAVING APPLIANCES</p> <p>COUNTER DEPTH FRENCH DOOR REFRIGERATOR</p> <p>INSTRUCTION MANUAL MODELS:</p>  <p>RV-1575SS</p>	<p><a href="#">CONTOURE R-1575SS Counter Depth French Door Refrigerator - Instruction Manual</a></p> <p>Comprehensive instruction manual for the CONTOURE R-1575SS Counter Depth French Door Refrigerator. Includes safety precautions, installation, operation, care, maintenance, troubleshooting, and warranty information.</p>
<p><b>CONTOURE™</b></p> <p>Digital Extra-Large Capacity Ventless, Washer/Dryer Combo</p> <p>OWNER'S MANUAL</p>  <p>Models RV-WD900W RV-WD900S</p>	<p><a href="#">Contoure Digital Extra-Large Capacity Ventless Washer/Dryer Combo Owner's Manual</a></p> <p>This owner's manual provides comprehensive instructions for the safe installation, operation, and maintenance of the Contoure Digital Extra-Large Capacity Ventless Washer/Dryer Combo, models RV-WD900W and RV-WD900S. It includes detailed safety precautions, operating procedures, program views, and care instructions.</p>
<p><b>CONTOURE™</b> SPACE SAVING APPLIANCES</p> <p>USER MANUAL</p> <p>WATER DISPENSER WITH ICE MAKER</p>  <p>Model RV-225</p>	<p><a href="#">Contoure RV-225 Water Dispenser with Ice Maker User Manual</a></p> <p>User manual for the Contoure RV-225 Water Dispenser with Ice Maker, providing important safety instructions, operating procedures, maintenance guidelines, and troubleshooting tips.</p>
<p><b>CONTOURE™</b> SPACE SAVING APPLIANCES</p> <p>1.6 CU.FT. CONVECTION OVER-THE-RANGE MICROWAVE OVEN</p> <p>INSTRUCTION MANUAL MODELS:</p>  <p>RV-500-OTR</p>	<p><a href="#">Contoure 1.6 Cu.Ft. Convection Over-the-Range Microwave Oven Instruction Manual</a></p> <p>Instruction manual for the Contoure RV-500-OTR 1.6 cu.ft. convection over-the-range microwave oven, covering safety, operation, cleaning, and warranty.</p>

