

## YITAMOTOR Towing Mirrors

# YITAMOTOR Towing Mirrors Instruction Manual

Compatible with 2007-2014 Chevy Silverado, GMC Sierra, Tahoe, Suburban, Avalanche, Yukon, Yukon XL Denali

## 1. INTRODUCTION

This manual provides detailed instructions for the installation, operation, and maintenance of your YITAMOTOR Towing Mirrors. Please read this manual thoroughly before installation and use to ensure proper function and safety.

### Vehicle Compatibility:

- Chevy Silverado & GMC Sierra 2007-2013 (2007 New Body Style)
- Chevy Silverado 2014 2500HD 3500HD
- GMC Sierra 2500HD 3500HD
- Chevy Tahoe / Suburban / Avalanche 2007-2013
- GMC Yukon XL Denali 2007-2013

## 2. PACKAGE CONTENTS

Verify that all components are present before beginning installation:

- One (1) Pair of YITAMOTOR Towing Side Mirrors (Left and Right)

## 3. FEATURES AND FUNCTIONS

Your YITAMOTOR Towing Mirrors are equipped with the following features:

- **Power Adjustable Plane Mirror:** Allows for electronic adjustment of the main mirror glass.
- **Power Heated Plane Mirror:** Provides heating functionality to clear frost and fog from the main mirror glass.
- **LED Arrow Turn Signal:** Integrated amber LED lights indicate turns.
- **Puddle Light:** Illuminates the ground near the vehicle door for enhanced visibility.
- **Manual Folding:** Mirrors can be manually folded inward for tight spaces or protection.

## 4. SETUP AND INSTALLATION

Installation of the YITAMOTOR Towing Mirrors is designed to be straightforward. Professional installation is recommended for optimal results.

### Installation Steps:

1. Carefully remove the existing side mirrors from your vehicle. Refer to your vehicle's service manual for specific removal procedures.
2. Align the new YITAMOTOR Towing Mirror with the mounting points on your vehicle's door.
3. Connect the electrical plugs of the new towing mirror to the corresponding power cord harness in your vehicle. Ensure connections are secure. No drilling or modifications are typically required if the vehicle is compatible.
4. Securely fasten the new mirror to the vehicle door using the appropriate hardware.
5. Repeat the process for the other side mirror.
6. Test all mirror functions (power adjustment, heating, turn signals, puddle lights) before driving.

### Important Note:

Please verify if your vehicle possesses the corresponding functions (e.g., turn signal, puddle light, power heat) as the towing mirrors. If your vehicle does not have these functions originally, the respective features of the towing mirrors will not operate.



This image displays a pair of YITAMOTOR towing mirrors, designed for trucks. Both mirrors are black, with a rectangular main mirror surface and an integrated amber LED turn signal array visible on the outer edge of each mirror glass. The mirrors are shown from a front-facing perspective, highlighting their extended design suitable for towing.

## 5. OPERATING INSTRUCTIONS

### 5.1. Power Mirror Adjustment

Use the vehicle's interior mirror control switch to adjust the angle of the main mirror glass. Ensure the mirror provides an optimal view of the rear and sides of your vehicle and trailer.

### 5.2. Power Heated Mirror

Activate the heated mirror function using your vehicle's defroster controls (typically linked to the rear defroster). This will warm the mirror glass to remove frost, ice, or fog.

### 5.3. LED Turn Signals

The integrated LED arrow turn signals will automatically activate in conjunction with your vehicle's turn signal system when you engage the turn signal lever.

### 5.4. Puddle Lights

The puddle lights are designed to illuminate the ground beneath the mirror. These typically activate when the vehicle doors are unlocked or opened, or when the interior lights are turned on, depending on your vehicle's wiring.

### 5.5. Manual Folding

To fold the mirrors, grasp the mirror housing firmly and gently push it towards the vehicle body until it is in the folded position. To return to the extended position, pull the mirror housing outward until it locks into place. Do not force the mirror beyond its natural stopping points.

## 6. MAINTENANCE

To ensure the longevity and optimal performance of your YITAMOTOR Towing Mirrors, follow these maintenance guidelines:

- **Cleaning:** Clean the mirror glass and housing regularly with a mild automotive glass cleaner and a soft cloth. Avoid abrasive cleaners or harsh chemicals that could damage the finish or mirror surface.
- **Inspection:** Periodically inspect the mirrors for any signs of damage, loose connections, or wear. Ensure all mounting bolts are secure.
- **Winter Care:** In cold climates, ensure ice and snow are gently removed from the mirror surface before operating the power adjustment or folding functions. The heated mirror function will assist in clearing ice and fog.

## 7. TROUBLESHOOTING

If you encounter issues with your towing mirrors, consider the following:

- **Functions Not Working (e.g., Turn Signal, Heat, Puddle Light):** Verify that your vehicle originally came equipped with these specific functions. If your vehicle does not have the corresponding wiring or control for a feature, that feature on the new mirror will not operate.
- **Loose Mirror Glass:** Check the mounting points and ensure all connections are secure. If the mirror glass itself is loose, it may require professional inspection or replacement.
- **No Power:** Check the vehicle's fuse box for any blown fuses related to the mirror or accessory power. Ensure the electrical connection to the mirror is fully seated.

## 8. SPECIFICATIONS






Brand	YITAMOTOR
Auto Part Position	Left, Right
Mounting Type	Door Mount

<b>Included Components</b>	A pair of side tow mirrors
<b>Special Features</b>	Adjustable, Lightweight
<b>Shape</b>	Rectangular
<b>Material</b>	Glass
<b>Lift Type</b>	Manual, Power
<b>Side Mirror Length (Closed)</b>	10.6 inches
<b>Side Mirror Length (Extended)</b>	14.65 inches
<b>Side Mirror Size</b>	10.6 inches x 7.28 inches

## 9. WARRANTY AND SUPPORT

For warranty information or technical support, please refer to the YITAMOTOR official website or contact their customer service directly. Keep your purchase receipt as proof of purchase.

## Related Documents - Towing Mirrors

	<a href="#">YITAMOTOR Extendable Tow Mirror Installation Guide for Chevy Silverado/GMC Sierra (1999-2002)</a> Detailed installation instructions for YITAMOTOR extendable tow mirrors, designed for 1999-2002 Chevrolet Silverado and GMC Sierra models. Covers step-by-step mounting, electrical connection, and includes important notes and a wire diagram.
	<a href="#">YITAMOTOR Towing Mirrors Installation Guide for Chevy Silverado, GMC Sierra, Cadillac Yukon</a> Detailed installation instructions for YITAMOTOR® towing mirrors compatible with 2007-2013 Chevy Silverado, GMC Sierra, and Cadillac Yukon models. Includes steps for door panel removal, mirror mounting, and wiring.
	<a href="#">YITAMOTOR 3\" Running Boards Installation Guide for Silverado &amp; Sierra (1999-2018)</a> Step-by-step installation instructions and parts list for YITAMOTOR 3-inch running boards compatible with 1999-2018 Chevrolet Silverado and GMC Sierra pickup trucks.
	<a href="#">YITAMOTOR Towing Mirrors Installation Guide for Chevy Silverado &amp; GMC Sierra (2003-2006)</a> Detailed installation instructions for YITAMOTOR towing mirrors, covering door panel removal, mirror mounting, wiring, and reassembly for 2003-2006 Chevrolet Silverado, Tahoe, Suburban, Avalanche, and GMC Sierra, Yukon models.
	<a href="#">YITAMOTOR Towing Mirror Installation Guide for Chevy Silverado &amp; GMC Sierra</a> Step-by-step installation instructions for YITAMOTOR towing mirrors, compatible with 1999-2007 Chevrolet Silverado, GMC Sierra, Suburban, Tahoe, and Yukon models (including 2007 Classic).

**User Manual of Product 1:**  
YITAMOTOR Left Driver Side Towing Mirror Compatible with:  
Chevy GMC 95-98 Silverado Sierra 97 Chevrolet Chevy 95-98  
Chevy Tahoe Suburban 1999-2006 GMC Yukon XL, Hummer  
H2/H2S Towing Mirror  
**User Manual of Product 2:**  
YITAMOTOR Right Passenger Side Towing Mirror Compatible  
with Chevy GMC 95-98 Silverado Sierra 97 Chevrolet Chevy  
95-98 Chevy Tahoe Suburban 1999-2006 GMC Yukon XL,  
Hummer H2/H2S Towing Mirror

[YITAMOTOR Towing Mirrors Installation Guide for Chevy GMC Silverado Sierra Tahoe Yukon](#)

Detailed installation instructions for YITAMOTOR Left and Right Driver Side Towing Mirrors, compatible with 1999-2006 Chevy GMC Silverado, Sierra, Tahoe, Suburban, and Yukon models. Includes step-by-step guidance and wiring diagrams.