

## Fellowes 4300401

# Fellowes LX25 Paper Shredder Instruction Manual

Model: 4300401



## 1. INTRODUCTION

This manual provides essential instructions for the safe and efficient operation, setup, and maintenance of your Fellowes LX25 Paper Shredder. Please read this manual thoroughly before using the shredder and retain it for future reference.

The Fellowes LX25 is designed for personal use, offering cross-cut shredding for enhanced security of your documents.

## 2. IMPORTANT SAFETY INFORMATION

**WARNING: Failure to follow these safety instructions may result in injury or damage to the shredder.**

- Keep hands, hair, and loose clothing away from the paper entry slot.
- Keep children and pets away from the shredder at all times.
- Unplug the shredder before moving, cleaning, or emptying the waste bin.
- Do not use aerosol products, petroleum-based lubricants, or other flammable products on or near the shredder.
- Do not shred metal objects, wet paper, or adhesive materials as this can damage the cutting mechanism.
- The shredder features a **Patented Safety Lock**. Always engage the safety lock when the shredder is not in use to prevent accidental operation.




Image: A hand is shown pushing a switch on the top of the shredder, labeled 'Safety Lock', indicating the activation of the safety feature.

### 3. PACKAGE CONTENTS

---

Verify that all items are present in the package:

- Fellowes LX25 Shredder Unit
- Waste Bin
- Instruction Manual (this document)

### 4. SETUP

---

1. **Unpack the Shredder:** Carefully remove all packaging materials from the shredder and its components.
2. **Position the Shredder:** Place the shredder on a flat, stable surface near a power outlet. Ensure there is adequate space around the unit for ventilation and operation.
3. **Insert Waste Bin:** Ensure the waste bin is correctly inserted into the shredder unit. The shredder will not operate if the bin is not properly seated.
4. **Connect Power:** Plug the power cord into a standard electrical outlet.



Image: The Fellowes LX25 shredder is positioned on the floor next to an office desk, illustrating its compact size and typical placement. Dimensions are indicated as 14¼" H x 12¾" W x 8⅜" D.

## 5. OPERATING INSTRUCTIONS

1. **Power On:** Locate the power switch on the top of the shredder. Slide the switch to the 'ON' position.
2. **Disengage Safety Lock:** If the safety lock is engaged, slide the safety lock switch to the 'UNLOCKED' position.
3. **Feed Documents:** Insert up to 6 sheets of paper into the paper entry slot. The shredder will automatically start and stop.
4. **Shredding Other Materials:** The LX25 can also shred staples, small paper clips, and plastic credit cards. Insert these items one at a time into the paper entry slot.
5. **Continuous Operation:** The shredder is designed for intermittent use. It has a maximum continuous run time of approximately 3 minutes, followed by a cool-down period.
6. **Power Off and Engage Safety Lock:** When finished shredding, slide the power switch to the 'OFF' position and engage the safety lock for security.



Image: A hand feeds multiple sheets of paper into the shredder's entry slot. Graphics indicate a sheet capacity of 6 sheets and illustrate the cross-cut shredding pattern (5/32" x 1¼"). Icons also show that staples, paper clips, and credit cards can be shredded.



Image: The shredder is displayed alongside icons indicating it is suitable for 1 user, has a run time of up to 3 minutes, and operates quietly.

## 6. MAINTENANCE

1. **Emptying the Waste Bin:** Regularly check and empty the 3-gallon waste bin to prevent paper jams and ensure optimal performance. Always unplug the shredder before removing the bin.
2. **Cleaning the Shredder:** Use a soft, dry cloth to clean the exterior of the shredder. Do not use abrasive cleaners or solvents.
3. **Oiling the Blades:** For optimal performance and longevity, it is recommended to oil the shredder blades periodically (e.g., after every 30 minutes of accumulated shredding or when performance decreases). Use a shredder-specific oil and follow the oil manufacturer's instructions.



Image: A person's hands are shown lifting the top section of the shredder, exposing the waste bin below, which contains shredded paper. Text indicates 'Less Mess' and that the '3 gallon bin holds 60 shredded sheets'.

## 7. TROUBLESHOOTING

Problem	Possible Cause	Solution
Shredder does not turn on.	Not plugged in; Waste bin not properly seated; Safety lock engaged; Overheat protection activated.	Ensure power cord is securely plugged in. Re-seat the waste bin. Disengage the safety lock. Allow shredder to cool down for 20-30 minutes.
Paper jam.	Too many sheets inserted; Material not suitable for shredding.	Unplug the shredder. Carefully remove paper from the entry slot. If accessible, remove paper from the cutting mechanism. Plug in and try again with fewer sheets.
Shredder stops during operation.	Overheat protection activated; Waste bin full.	Allow shredder to cool down for 20-30 minutes. Empty the waste bin.







## 8. SPECIFICATIONS

- **Model:** LX25 (4300401)
- **Shred Type:** Cross-Cut
- **Security Level:** P-4
- **Sheet Capacity:** 6 sheets per pass
- **Particle Size:** 5/32" x 1-1/4"
- **Shreds:** Paper, staples, small paper clips, plastic credit cards
- **Bin Capacity:** 3 gallons
- **Dimensions (H x W x D):** 14.2 x 8.7 x 12.2 inches
- **Weight:** 9.28 pounds
- **Continuous Run Time:** Up to 3 minutes
- **Cool Down Period:** Approximately 20-30 minutes after continuous use

## 9. WARRANTY AND SUPPORT

For warranty information or technical support, please refer to the warranty card included with your product or visit the official Fellowes website. You may also contact Fellowes customer service directly for assistance with your LX25 Paper Shredder.



	<p><a href="#">Fellowes DS-1 Shredder: SafeSense Technology and Operation Guide</a></p> <p>Comprehensive guide to operating and maintaining the Fellowes DS-1 shredder, featuring SafeSense technology. Includes setup, shredding capabilities, troubleshooting, and warranty information.</p>
	<p><a href="#">Fellowes Powershred 125Ci/125i Shredder User Manual and Safety Guide</a></p> <p>Detailed instructions, safety guidelines, and operating procedures for the Fellowes Powershred 125Ci and 125i paper shredders, covering features like SafeSense technology and shredding capabilities.</p>
	<p><a href="#">Fellowes POWERSHRED 73Ci Paper Shredder Manual - Operation, Maintenance, and Safety</a></p> <p>Comprehensive guide for the Fellowes POWERSHRED 73Ci paper shredder, covering operation, safety instructions, maintenance, troubleshooting, and warranty information. Features SafeSense® and Jam Proof technology.</p>
	<p><a href="#">Fellowes LX Series Shredder User Manual</a></p> <p>User manual for the Fellowes LX Series shredders (LX25, LX25M), covering operation, maintenance, troubleshooting, safety, and warranty information.</p>
	<p><a href="#">Fellowes Fortishred 3250S Strip-Cut Paper Shredder: Instruction Manual &amp; Safety Guide</a></p> <p>Comprehensive instruction manual for the Fellowes Fortishred 3250S and 3250C strip-cut paper shredders. Learn about features, operation, maintenance, troubleshooting, and warranty.</p>
	<p><a href="#">Fellowes POWERSHRED 385Ci/385i Shredder User Manual and Safety Guide</a></p> <p>Comprehensive user manual and safety guide for the Fellowes POWERSHRED 385Ci and 385i shredders, covering operation, maintenance, troubleshooting, and warranty information.</p>



### [pdf] Specifications Dimension Guide Warranty

POWERSHRED LX25 apps fellowes ellowes nc orld T Shredders ® Model No Mfr 4300401 Sheet Capacity 6 Sheets Cut Type Cross Security Level P 4 Size 5 32 x 1 1/4 Usage Personal Run Time min 3 on 30 off Bin Gallons Lift Off Head Throat Width 9 Dimensions 14 1 H 12 16 W 8 11 D Also Shreds SHR SellSheet 071221 promos dealers shredders sellsheets lx POWERSHRED® Fellowes 2021 09 23 — 1/4 POWERSHRED® cloudfront netapps â° SH ||| POWERSHRED LX25 Personal Shredder Disables the shredder when not in use Shreds without noisy interruptions Specifications Model No. Mfr. No. Sheet Capacity Cut Type Security Level Cut Size Usage Run Time min Bin Capacity Bin Type Throat Width Dimensions Also Shreds Warranty LX25 **4300401** 6 Sheet... lang:af **score:22** filesize: 577.72 K page\_count: 1 document date: 2021-07-12




### [pdf] Borchure

File Fellowes Powershred LX 25 Cross Cut Shredder LX25 Shredders USA Brochure v 10766065983108820719 fellowes shredder cdn shop files ||| Next Generation Shredders INTRODUCING Next Generation Shredders FOR THE OFFICE More Shredding. ... sonal 9 - LX25M 4300501 6 Micro-Cut P-4 4 x 12 5 min on / 30 min off 10 FPM Personal 9 - LX25 **4300401** 6 Cross-Cut P-4 4 x 37 min on / 30 min off 7 FPM Personal 9 - - Lift-Off Head 4.8 Gallon... lang:en **score:19** filesize: 18.82 M page\_count: 20 document date: 2022-01-04



### [pdf]


Next Generation Shredders Distrelec The Fellowes LX Series shredder assortment features both micro cut and cross machines to ensure your documents files are destroyed PowershredLXSeries eng tds media distrelec Web Downloads t ds ||| Next Generation Shredders INTRODUCING Next Generation Shredders FOR THE OFFICE More Shredding. ... sonal 9 - LX25M 4300501 6 Micro-Cut P-4 4 x 12 5 min on / 30 min off 10 FPM Personal 9 - LX25 **4300401** 6 Cross-Cut P-4 4 x 37 min on / 30 min off 7 FPM Personal 9 - - Lift-Off Head 4.8 Gallon... lang:en **score:17** filesize: 18.81 M page\_count: 20 document date: 2021-08-09



### [pdf] Flyer Borchure Catalog

The World s Toughest Shredders® 2023 Shredder Catalog 120122 apps fellowes promos dealers shredders brochures flyers ||| The World s Toughest Shredders 2023 Full Line Shredder Catalog We care deeply about helping you be ... 15.81 x 12.19 x 8.69 14.25 x 12.19 x 8.56 9 8.6 195.99 154.99 4015501 4015501 - - **4300401** 6 Cross-Cut P-4 7 FPM 5 on / 30 off Personal 9 - - Lift-Off Head 3 No No 1/3 Years 14.25 ... lang:en **score:16** filesize: 34.52 M page\_count: 24 document date: 2023-02-03






### [Fellowes Shredders: The World's Toughest Shredders Catalog 2022](#)

Explore the comprehensive 2022 catalog of Fellowes shredders, featuring the world's toughest shredders for home, office, and commercial use. Discover advanced security, jam-proof technology, and energy-saving features.


lang:en score:15 filesize: 48.32 M page\_count: 36 document date: 2022-02-03



### [Fellowes 2021 Full Line Shredder Catalog: Document Security and Productivity Solutions](#)

Explore the comprehensive Fellowes 2021 Full Line Shredder Catalog. Discover a wide range of shredders, from personal and home office models to high-capacity commercial units, featuring advanced security and jam-prevention technologies for secure document destruction.

lang:en score:15 filesize: 48.05 M page\_count: 36 document date: 2021-08-09



### [\[pdf\] Instructions Catalog](#)

OFC 2015jan J P Cycles In the meantime new catalog for Harley Davidson motorcycles will be on its way to hardware and instructions are included a hassle free HD BS Jan 2015 img jpcycles catalogs

All new 2015 fitment update is here FOR YOUR 1985-2015 HARLEY-DAVIDSON MOTORCYCLE WWW.JPCYCLES.COM ... 79.99 432-980 L1979-85 Sportster ... 79.99 **4300401** 1957-E79 Sportster ... . 56.99 431-661 431-467 431-461 Pushrod S...

lang:en score:12 filesize: 17.14 M page\_count: 116 document date: 2015-01-15