



Manuals.plus /

› **HEYSONG /**

› HEYSONG M20 Bluetooth Speaker User Manual

HEYSONG M20

HEYSONG M20 Bluetooth Speaker User Manual

Model: M20 | Brand: HEYSONG



The HEYSONG M20 Bluetooth Speaker, showcasing its sleek design and waterproof capabilities.

INTRODUCTION

This manual provides detailed instructions for the HEYSONG M20 Bluetooth Speaker. Designed for versatile use, this portable wireless speaker features 30W loud stereo sound with good bass, IPX6 waterproof protection, and dynamic RGB lighting. It is suitable for various environments including outdoor activities, showers, pools, and home use.

PACKAGE CONTENTS

- M20 Bluetooth Speaker
 - Type-C Charging Cable
 - AUX Audio Cable
 - Lanyard
 - User Manual
-

KEY FEATURES


- **IPX6 Waterproof and Dustproof:** Provides protection against splashes, rain, dust, snow, water vapor, and spills, making it ideal for outdoor and wet environments.

Completely Waterproof

Don't worry about splashing water



The HEYSONG M20 is designed to be completely waterproof, allowing for worry-free use near water.



Detail view of the speaker demonstrating its IPX6 waterproof capability with water resistance.


- **360° HD Stereo with Enhanced Bass:** Equipped with a 30W stereo audio driver and two passive radiators for crisp treble, detailed mids, and powerful bass. Supports True Wireless Stereo (TWS) pairing for an immersive sound experience with two speakers.

Wireless Stereo Sound

Enjoy the hearing feast with stereo



Enjoy a rich hearing experience with wireless stereo sound by pairing two speakers.



Visual representation of the 360-degree stereo sound projection from the speaker.



The speaker's rich bass is highlighted by the visible vibration of its passive radiator.

- **Cool RGB Breath Light Show:** Features dynamic RGB lights that change with music rhythm, enhancing the party atmosphere. Lights can be turned off as needed.

Multi Colour Lights

Flashing lights follow the beat of music



The multi-color lights flash and change with the beat of the music, creating a vibrant display.

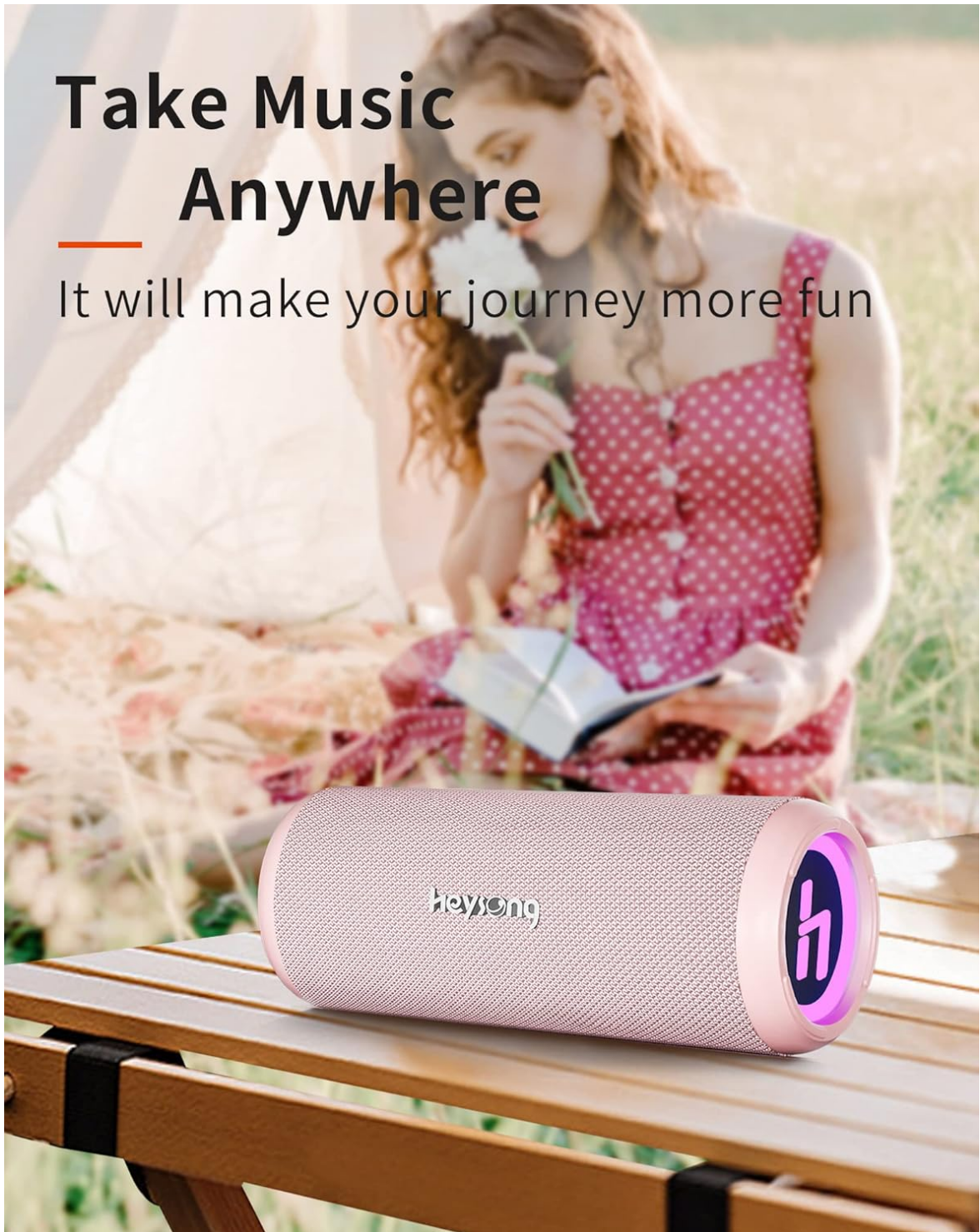


The speaker's RGB light feature illuminates its end cap, adding visual appeal.

- **Ultra-Portable Design:** Built-in 4000 mAh rechargeable lithium battery for extended playtime. Includes a lanyard for easy portability.

Take Music Anywhere

It will make your journey more fun



Take your music anywhere; the portable design makes your journey more enjoyable.



The speaker's compact size and included lanyard make it highly portable.

- **Stable Bluetooth 5.3 Connection:** Ensures a stable connection up to 66 feet (unobstructed) and easy pairing with smartphones, TVs, laptops, and other Bluetooth-enabled devices. Supports TF card and AUX-in playback.

More Stable Connection

Stable connection in multiple ways



Experience more stable connections with multiple input options including Bluetooth, TF card, AUX, and USB.



Bluetooth 5.3 ensures a strong and stable wireless connection for your audio.

- **Built-in Microphone:** Allows for hands-free calls.

SETUP GUIDE

1. Charging the Speaker

Before first use, fully charge the speaker using the provided Type-C charging cable. Connect the Type-C end to the speaker's charging port and the USB-A end to a compatible USB power adapter (not included). The charging indicator light will show charging status.


2. Bluetooth Pairing

1. Power on the HEYSONG M20 speaker by pressing and holding the power button.
2. The speaker will enter Bluetooth pairing mode automatically, indicated by a flashing LED light.
3. On your device (smartphone, tablet, laptop), enable Bluetooth and search for available devices.
4. Select "HEYSONG M20" from the list to connect. Once connected, the LED light will become solid.

3. True Wireless Stereo (TWS) Pairing (Optional)

To achieve true wireless stereo sound, you can pair two HEYSONG M20 speakers together:

1. Ensure both M20 speakers are powered on and not connected to any other Bluetooth device.
2. On one of the speakers, double-press the Bluetooth button (or designated TWS button if available, refer to speaker's button layout). The speaker will enter TWS pairing mode.
3. The two speakers will automatically connect to each other. Once connected, a confirmation tone will sound.
4. Now, connect your device to one of the paired speakers via Bluetooth as described in step 2. Both speakers will play audio simultaneously.



Enjoy surround deep bass sound by utilizing the True Wireless Stereo feature with two speakers.

OPERATING THE SPEAKER

Button Functions

Button/Port	Function
Power Button	Press and hold to Power ON/OFF. Short press to Play/Pause music.
'+' Button	Short press for Volume Up. Long press for Next Track.
'-' Button	Short press for Volume Down. Long press for Previous Track.
Light Button (Sun icon)	Short press to cycle through RGB light modes. Press and hold to turn lights ON/OFF.
Microphone Icon Button	Short press to answer/end calls. Press and hold to reject calls.
USB-C Port	Charging input (DC5V).
AUX Port	3.5mm audio input for wired connection.

Media Playback

In addition to Bluetooth streaming, the HEYSONG M20 supports audio playback via:

- **TF Card:** Insert a TF (microSD) card with audio files into the designated slot (under the waterproof flap). The speaker will automatically switch to TF card mode and begin playback.
- **AUX-in:** Use the provided 3.5mm AUX audio cable to connect the speaker to any device with a 3.5mm audio output. The speaker will automatically switch to AUX mode.

MAINTENANCE

- **Cleaning:** Wipe the speaker with a soft, damp cloth. Do not use harsh chemicals or abrasive cleaners.
- **Waterproof Care:** Ensure the charging port and AUX port covers are securely closed when using the speaker near water to maintain its IPX6 waterproof rating. Do not submerge the speaker.
- **Storage:** Store the speaker in a cool, dry place away from direct sunlight and extreme temperatures.
- **Battery Longevity:** For optimal battery life, avoid fully discharging the speaker frequently. Charge it regularly, even if not in use for extended periods.

TROUBLESHOOTING

- **Speaker won't turn on:** Ensure the battery is charged. Connect the speaker to a power source using the Type-C cable.

- **Unable to pair via Bluetooth:**

- Make sure the speaker is in pairing mode (flashing LED).
- Ensure Bluetooth is enabled on your device.
- Move the speaker closer to your device (within 66 feet).
- Forget "HEYSONG M20" from your device's Bluetooth list and try pairing again.
- Restart both the speaker and your device.

- **Sound distortion or low volume:**

- Adjust the volume on both the speaker and your connected device.
- Ensure the speaker is fully charged. Low battery can affect sound quality.
- Move away from sources of interference (e.g., other wireless devices).

- **TWS pairing issues:** Ensure both speakers are not connected to any other device before attempting TWS pairing. Follow the TWS pairing steps carefully.

SPECIFICATIONS

Feature	Detail
Model Name	M20
Brand	HEYSONG
Speaker Type	Outdoor, Surround Sound
Connectivity Technology	Bluetooth
Wireless Communication Technology	Bluetooth
Bluetooth Version	5.3
Bluetooth Range	66 Feet (unobstructed)
Speaker Maximum Output Power	30 Watts
Audio Output Mode	Stereo, Surround
Waterproof Rating	IPX6
Battery Capacity	4000 mAh
Battery Life	Up to 15 Hours
Product Dimensions	4.33"D x 9.84"W x 4.13"H
Item Weight	1.98 pounds
Included Components	Type-c charging cable, AUX audio cable, Lanyard, Manual

WARRANTY AND SUPPORT

The HEYSONG M20 Bluetooth Speaker comes with a 12-month worry-free return service and lifetime customer service.

For any inquiries or support needs, please refer to the contact information provided in the included User Manual or visit the official HEYSONG website.