

EverBrite E007089

EverBrite LED Motion Sensor Night Light

Model: E007089

Brand: EverBrite

INTRODUCTION

This manual provides detailed instructions for the safe and effective use of your EverBrite LED Motion Sensor Night Light. Please read this manual thoroughly before installation and operation, and retain it for future reference.

PRODUCT FEATURES

- **Sensitive Motion Sensor:** Automatically detects motion and illuminates. The light will turn off after 15-25 seconds of no motion, conserving battery life.
- **Optimal Brightness & Coverage:** Each unit features 5 built-in LED lamp beads, providing 30 lumens of cool white light. Offers a lighting distance of up to 16 feet and a 125-degree sensing area.
- **Versatile Installation:** Three primary installation methods are supported: magnet adsorption, adhesive stick-on, and hanging with a lanyard.
- **Energy Efficient:** Designed to activate only in low-light conditions when motion is detected, minimizing power consumption. Powered by AAA batteries.
- **Wide Application:** Ideal for various indoor locations such as stairs, kitchens, hallways, bathrooms, bedrooms, basements, corridors, cloakrooms, and baby rooms.

PACKAGE CONTENTS

Verify that all items are present in your package:

- EverBrite LED Motion Sensor Night Light units (6-pack)
- AAA Batteries (18 count)
- Lanyards (for hanging installation)
- Adhesive Iron Sheets (for stick-on installation)

SETUP INSTRUCTIONS

1. Battery Installation

1. Gently twist and remove the light cover to access the battery compartment.
2. Insert three (3) AAA batteries into the compartment, ensuring correct polarity (+/-).
3. Replace the light cover by aligning and twisting it securely until it clicks into place.



EASY INSTALLATION OF BATTERIES



1. Remove the light cover



2. Insert 3*AAA batteries(included)



3. Close the cover

Image: Easy Battery Installation. This image illustrates the three steps for installing batteries: removing the cover, inserting AAA batteries, and closing the cover.

2. Mounting Options

Choose the most suitable installation method for your desired location:

- **Magnet Adsorption:** The night light has a built-in magnet. Simply attach it to any ferrous metal surface.
- **Stick On:** For non-metal surfaces, use the provided adhesive iron sheets. Peel the backing from an adhesive sheet and firmly press it onto a clean, dry surface. Then, attach the night light to the iron sheet via its magnet.
- **Hanging:** Utilize the included lanyard. Thread the lanyard through the designated loop on the night light and

hang it from a hook or similar fixture.

3 Installation Methods

Multiple installation methods provide more convenience



Image: Three Installation Methods. This image displays the magnet adsorption, stick-on, and hanging options for mounting the night light.

OPERATING INSTRUCTIONS

The EverBrite LED Motion Sensor Night Light is designed for automatic operation:

- **Automatic Activation:** The integrated motion sensor detects movement within its 125-degree sensing angle and up to 16 feet distance. The light will only activate in dark environments when motion is detected.
- **Automatic Deactivation:** After motion ceases, the light will remain on for approximately 15-25 seconds before automatically turning off to conserve battery power.

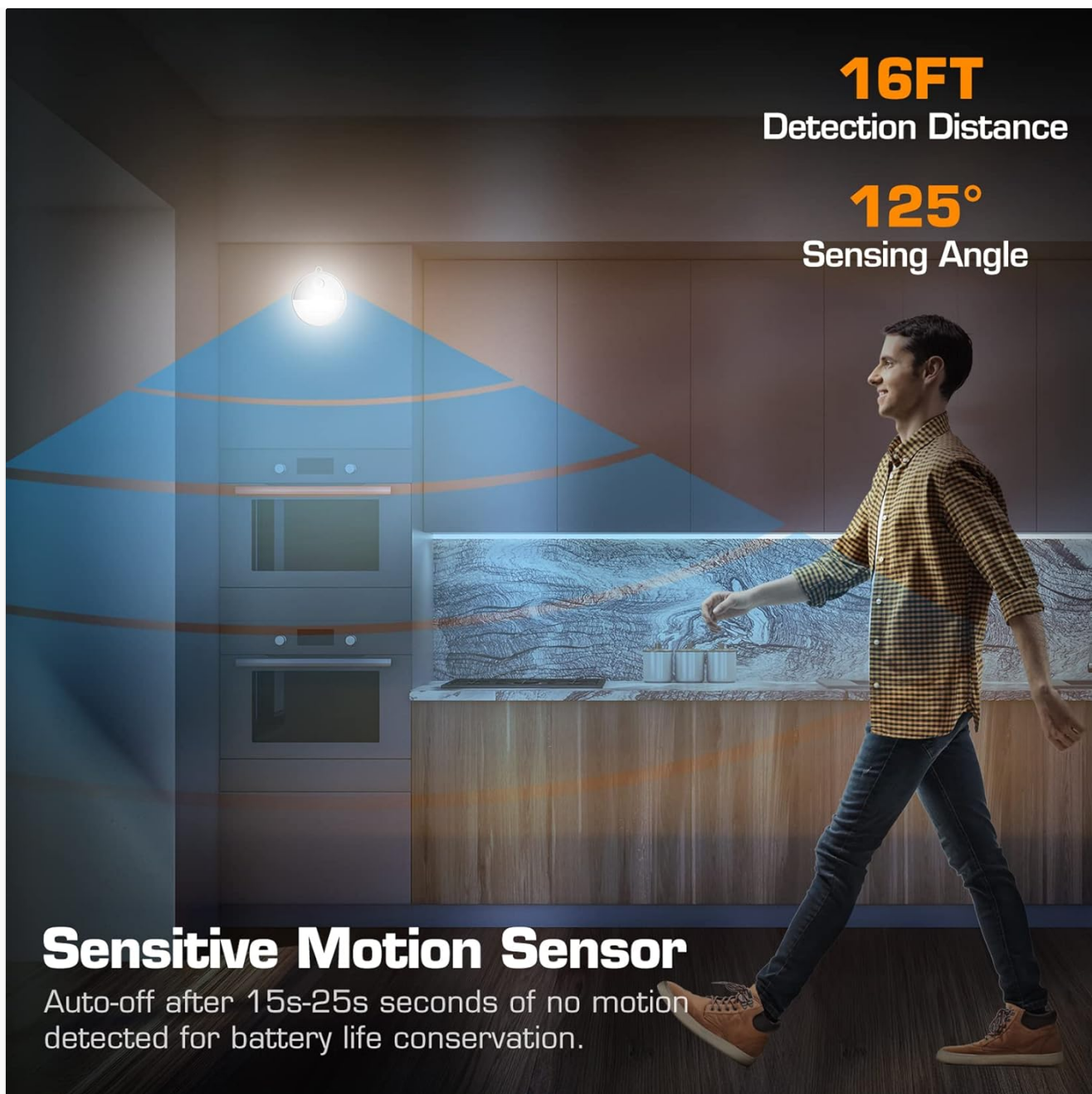


Image: Sensitive Motion Sensor. This image demonstrates the 16-foot detection distance and 125-degree sensing angle of the night light.

MAINTENANCE

- **Cleaning:** Wipe the surface of the night light with a soft, dry cloth. Do not use abrasive cleaners or immerse the unit in water.
- **Battery Replacement:** When the light dims or fails to activate, replace all three AAA batteries with new ones. Refer to the "Battery Installation" section for instructions.
- **Storage:** If storing the night light for an extended period, remove the batteries to prevent leakage and potential damage.

TROUBLESHOOTING

Problem	Possible Cause	Solution
---------	----------------	----------

Problem	Possible Cause	Solution
Light does not turn on.	1. Batteries are depleted or incorrectly installed. 2. Ambient light is too bright. 3. No motion detected within range.	1. Replace batteries or check polarity. 2. Ensure the environment is dark enough for activation. 3. Move closer to the sensor or check sensor's line of sight.
Light stays on continuously.	1. Constant motion within sensor range. 2. Sensor malfunction.	1. Ensure no continuous motion is present. Reposition the light if necessary. 2. If problem persists, contact customer support.
Light is dim.	Batteries are low.	Replace all three AAA batteries.

SPECIFICATIONS

Specification	Detail
Model Number	E007089
Light Source	5 LED lamp beads per unit
Brightness	30 Lumens
Light Color	Cool White
Motion Sensor Range	Up to 16 feet (approx. 5 meters)
Sensing Angle	125 degrees
Auto-off Time	15-25 seconds (after no motion)
Power Source	3 x AAA batteries per unit (18 included for 6-pack)
Material	Plastic
Dimensions (each unit)	3.18"D x 3.18"W x 0.88"H
Weight (each unit)	1.76 Ounces
Usage Environment	Indoor only
Water Resistance	Not Water Resistant

SIZE

3-3/16"



1.76oz



30 Lumens



AAA
Batteries



Motion
Sensor

7/8"

Image: Product Size and Features. This image provides a visual representation of the night light's dimensions and highlights its main specifications.

SAFETY INFORMATION

- This product is for indoor use only. Do not expose to rain, moisture, or extreme temperatures.
- Do not mix old and new batteries, or different types of batteries.
- Dispose of used batteries responsibly according to local regulations.
- Keep out of reach of small children to prevent choking hazards from small parts or batteries.
- Do not attempt to disassemble or modify the product, as this will void the warranty and may cause damage or injury.

WARRANTY AND SUPPORT

Warranty information for your EverBrite LED Motion Sensor Night Light is typically provided with your purchase or can be found on the official EverBrite website. For technical support, troubleshooting assistance beyond this manual,

or warranty claims, please refer to the contact information provided at the point of purchase or on the manufacturer's official website.

ADDITIONAL PRODUCT VIEWS



Night lights installed on a staircase, providing illumination.



Examples of suitable locations for the night light, including bathroom, bedroom, kitchen, and stairs.

5 LAMP BEADS

30 lumens of super-bright cool white light



Detail of the night light's 5 LED lamp beads, producing 30 lumens of cool white light.









The compact size of the night light providing illumination for safety on stairs.

PRODUCT VIDEOS

No relevant official product videos from the seller were found in the provided data to embed in this manual.



© 2025 EverBrite. All rights reserved.

	<p>EverBrite 18-Pack Mini LED Flashlight Set User Manual</p> <p>User manual for the EverBrite 18-Pack Mini LED Flashlight Set (Model E000007). Features include 6 LEDs per flashlight, portable design, non-slip grip, lanyard, aluminum construction, and 6 assorted colors. Includes detailed instructions, specifications, warnings, and environmental protection guidelines.</p>
	<p>EverBrite E101077AUK: USB Rechargeable Wireless Motion Sensor Under Cabinet Light Manual</p> <p>User manual and specifications for the EverBrite E101077AUK 70-LED USB rechargeable wireless motion sensor light. Features include motion detection, easy installation, and long battery life for cabinets and closets.</p>
	<p>EverBrite 80LM Aluminum LED Flashlight User Manual</p> <p>Comprehensive user manual for the EverBrite 80LM Aluminum LED Flashlight. Includes sections on package contents, battery installation, operating instructions (modes, focus adjustment), technical specifications, usage and maintenance advice, safety warnings, and environmental disposal guidelines.</p>
	<p>EverBrite 4-Pack Mini LED Aluminum Flashlight - User Manual & Features</p> <p>Comprehensive user manual for the EverBrite 4-Pack Mini LED Aluminum Flashlight (E000015). Learn about features, specifications, usage, and safety warnings for this versatile portable LED torch.</p>
	<p>EverBrite Rechargeable Headlamp with Motion Sensor User Manual</p> <p>User manual for the EverBrite Rechargeable Headlamp with Motion Sensor (Models E021042AUK, E021043AUK, E021044AUK), detailing features, specifications, operating instructions, and safety guidelines.</p>
	<p>EverBrite E011179A UV and White Light Flashlight User Manual</p> <p>Comprehensive user manual for the EverBrite E011179A UV and White Light Flashlight, detailing features, operation, battery installation, safety warnings, and maintenance. Includes product specifications and EC declaration of conformity.</p>