

typecase KB201T1101

typecase Touch Keyboard Case User Manual

Model: KB201T1101

1. INTRODUCTION

This manual provides detailed instructions for the typecase Touch Keyboard Case, designed to enhance your iPad experience with a multi-touch trackpad, backlit keyboard, and versatile viewing modes. Please read this manual thoroughly before using the product to ensure proper operation and longevity.

2. COMPATIBILITY

The typecase Touch Keyboard Case is compatible with the following iPad models:

- iPad Air 11-inch (M3 2025 / M2 2024)
- iPad Pro 11-inch (4th/3rd/2nd/1st Gen, 2018-2022)
- iPad Air 10.9-inch (5th/4th Gen)

Specific model numbers include:

- iPad Air 11-inch (M3) 2025: A3266, A3267, A3270
- iPad Air 11-inch (M2) 2024: A2902, A2903, A2904
- iPad Pro 11-inch (4th Gen) 2022: A2759, A2435, A2761, A2762
- iPad Pro 11-inch (3rd Gen) 2021: A2377, A2301, A2459, A2460
- iPad Pro 11-inch (2nd Gen) 2020: A2228, A2068, A2230, A2231
- iPad Pro 11-inch (1st Gen) 2018: A1980, A2013, A1934, A1979
- iPad Air 10.9-inch (5th Gen) 2022: A2588, A2589, A2591
- iPad Air 10.9-inch (4th Gen) 2020: A2072, A2316, A2324, A2325

This keyboard case is NOT compatible with:

- iPad Pro 11 (M4) 2024
- iPad 11" (A16) 2025
- iPad 10th Gen 2022

✗ INCOMPATIBLE MODELS



✗ Not for iPad Pro 11/13 (M4) 2024

✗ Not for iPad 11" (A16) 2025

✗ Not for iPad 10th Gen 2022

COMPATIBLE MODELS

⚠ NOT FOR IPAD PRO 11(M4)2024



iPad Air 11-inch
(M3) 2025
(A3266, A3267, A3270)



iPad Air 11-inch
(M2) 2024
(A2902, A2903, A2904)



for iPad Pro 11
2022(4th Gen)
(A2435, A2759, A2761, A2762)



for iPad Pro 11
2021(3rd Gen)
(A2377, A2301, A2459, A2460)



for iPad Pro 11 2020 (2nd Gen)
(A2228, A2068, A2230, A2231)



for iPad Pro 11 2018 (1st Gen)
(A1980, A2013, A1934, A1979)



for iPad Air 5th/4th Gen
(A2588, A2589, A2591)
(A2072, A2316, A2324, A2325)

Image: Compatibility chart for typecase Touch Keyboard Case, detailing supported iPad Air and iPad Pro 11-inch models and explicitly listing incompatible models.

3. PACKAGE CONTENTS

Please check the package for the following items:

- typecase Touch Keyboard Case
- USB-C Charging Cable
- User Documentation



Image: Contents of the typecase Touch Keyboard Case package, including the keyboard case, charging cable, and user manual.

4. SETUP

4.1 Installing Your iPad

1. Gently align your compatible iPad with the case.
2. Press the iPad firmly into the protective shell until it is securely seated. Ensure all edges are properly covered.

4.2 Charging the Keyboard

The keyboard has a built-in rechargeable battery. Use the provided USB-C cable to charge the keyboard.

- Connect the USB-C end of the cable to the keyboard's charging port.
- Connect the other end to a USB power adapter (not included) or a computer's USB port.
- The charging indicator light will show the charging status.

Note: The iPad cannot be charged through the keyboard's Type-C port.

Estimated Battery Life:

- Standby: Up to 1 Year
- Daytime Use (2 hours/day, backlight off): Up to 3 Months
- Nighttime Use (2 hours/day, backlight on): Up to 2 Weeks



Image: Illustration of the keyboard's Type-C charging port and details on expected battery life under various usage conditions.

4.3 Bluetooth Pairing

1. Ensure the keyboard is charged.
2. Turn on the keyboard by pressing the power button (location may vary, refer to physical keyboard).
3. On your iPad, go to **Settings > Bluetooth** and turn Bluetooth on.
4. The iPad will search for available devices. Select "typecase Keyboard" (or similar name) from the list.
5. If prompted, enter the pairing code displayed on your iPad using the keyboard, then press **Enter**.
6. Once paired, the keyboard will show as "Connected" on your iPad.

5. OPERATING INSTRUCTIONS

5.1 Keyboard Features

- **Backlit Keys:** The keyboard features 11-color RGB backlighting with 3 adjustable brightness levels. Use the dedicated backlight keys (often **Fn + Light icon** or similar) to cycle through colors and adjust brightness.
- **iPadOS Shortcuts:** A full row of dedicated iPadOS shortcut keys provides quick access to functions like Home, Search, Brightness, Media Controls, and Volume.
- **Typing Experience:** The keys are laser-etched and designed for an ergonomic, laptop-like typing experience with 0.8mm key travel.

BACKLIT KEYBOARD



Image: Detailed view of the typecase keyboard, highlighting the 11-color RGB backlighting, iPadOS shortcut keys, and laser-etched key design.

5.2 Multi-Touch Trackpad

The integrated precision trackpad allows for intuitive navigation and gesture control on your iPad. Refer to iPadOS settings for specific gesture customization.

- Navigate documents, browse the web, and interact with apps using familiar multi-touch gestures.
- The trackpad supports click-anywhere functionality.

5.3 7 Use Modes and 360° Rotatable Hinge

The dual-axis 360° rotatable hinge allows for versatile positioning of your iPad, supporting 7 unique use modes:

1. **Laptop Mode:** Traditional laptop setup for typing.
2. **Stand Mode:** Ideal for viewing content without the keyboard in the way.
3. **Tent Mode:** Perfect for watching videos or presentations in confined spaces.
4. **Tablet Mode:** Fold the keyboard behind the iPad for a pure tablet experience. Keys are protected in this mode.
5. **Corner Mode:** A specific viewing angle for comfortable interaction.

6. **Share Mode:** Rotate the screen to share content with others.

7. **Protect Mode:** Close the case completely to protect both the front and back of your iPad.

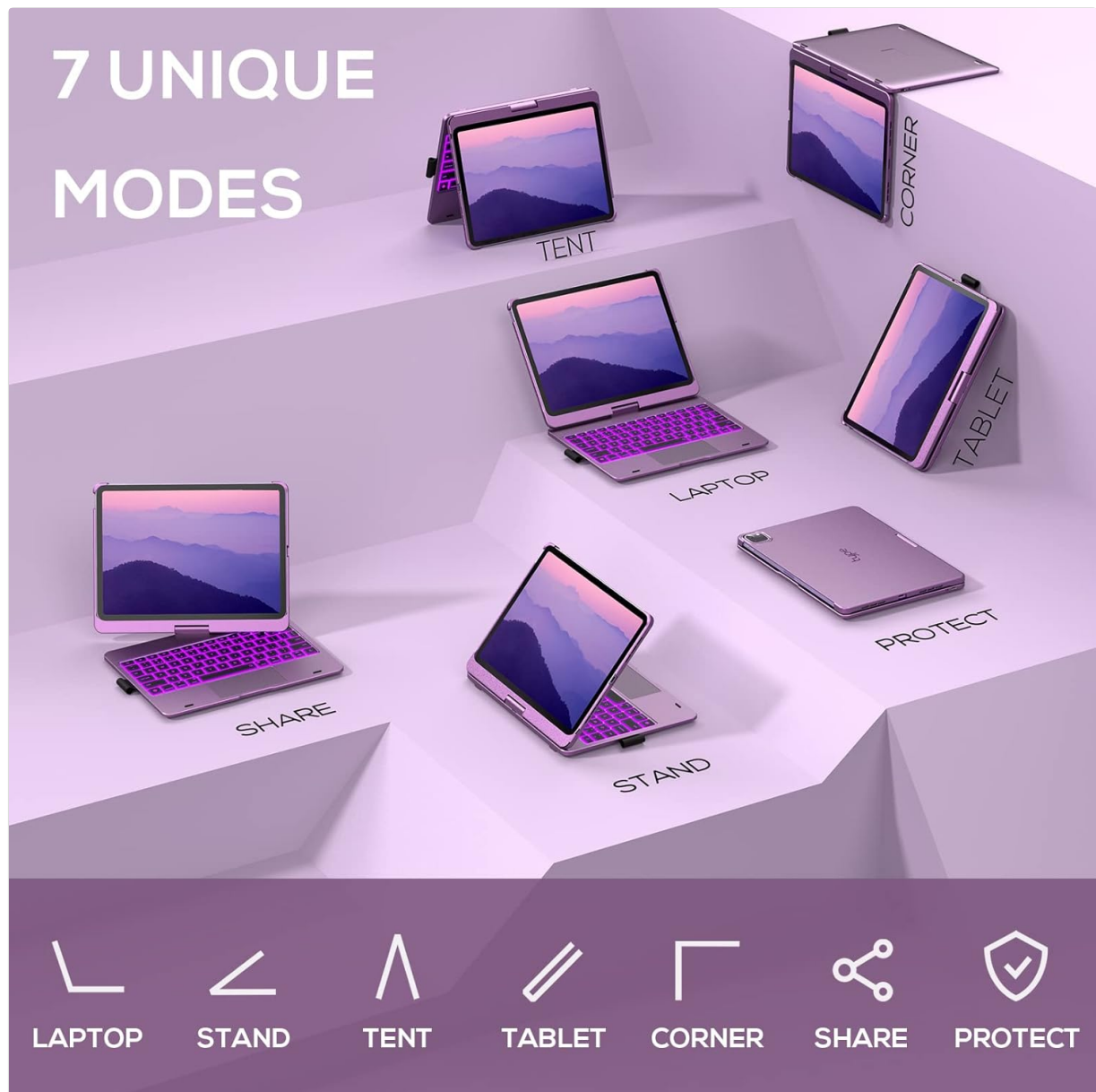


Image: Visual representation of the seven distinct ways the typecase keyboard case can be configured, including laptop, stand, tent, and tablet modes.

5.4 Smart Features

- **Auto Sleep/Wake:** Opening or closing the case will automatically wake or put your iPad to sleep, conserving battery life.
- **Apple Pencil Holder:** A dedicated holder is integrated into the case to securely store and charge your Apple Pencil (if compatible with your iPad model).



Image: The typecase keyboard case with an Apple Pencil attached, demonstrating compatibility and charging capability.

6. MAINTENANCE

- **Cleaning:** Use a soft, damp cloth to wipe the exterior of the case. Avoid harsh chemicals or abrasive materials. For the keyboard, use a soft, dry brush or compressed air to remove dust and debris between keys.
- **Hinge Care:** The 360° hinge is stress-tested for durability. Avoid excessive force when rotating the iPad.
- **Storage:** When not in use for extended periods, ensure the keyboard is fully charged and stored in a cool, dry place.

7. TROUBLESHOOTING

7.1 Keyboard Not Responding

- Ensure the keyboard is powered on.
- Check the keyboard's battery level and charge if necessary.
- Verify that Bluetooth is enabled on your iPad and the keyboard is connected. If not, try re-pairing the keyboard.
- Restart your iPad and the keyboard.

7.2 Trackpad Not Working

- Ensure the keyboard is connected via Bluetooth.
- Check iPadOS settings for trackpad functionality and gestures.
- Clean the trackpad surface to remove any obstructions.

7.3 Backlight Not Functioning

- Ensure the keyboard is powered on and charged.
- Use the dedicated backlight control keys to turn on and adjust the backlight.

7.4 Connectivity Issues

- Move the iPad and keyboard closer together to ensure they are within Bluetooth range.

- Disconnect other Bluetooth devices from your iPad to avoid interference.
- Forget the device in your iPad's Bluetooth settings and re-pair.

8. SPECIFICATIONS





Model Number	KB201T1101
Product Dimensions	10.63 x 9.06 x 0.79 inches
Item Weight	1.65 pounds
Connectivity Technology	Bluetooth
Keyboard Backlighting	11-color RGB, 3 brightness levels
Special Features	Backlit, Ergonomic, Hotkeys, Media Keys, Rechargeable, Trackpad
Battery Type	1 Lithium Polymer (included)
Manufacturer	typecase

9. WARRANTY AND SUPPORT

typecase is committed to product quality and customer satisfaction.

- **1-Year Replacement Service:** The product is covered by a 1-year replacement warranty from the date of purchase for manufacturing defects.
- **30-Day Refund Policy:** You may be eligible for a refund within 30 days of purchase.
- **Customer Support:** For any issues or inquiries, please contact typecase customer support for prompt assistance. Refer to the documentation included in your package for contact details.

Related Documents - KB201T1101

 <p>typecase TOUCH USER MANUAL</p> <p>For warranty registration and product support:</p> <p>    </p>	<p>typecase Touch iPad Pro 11 Keyboard Case with Trackpad - User Manual</p> <p>User manual for the typecase Touch iPad Pro 11-inch keyboard case (model KB201T-110). Discover features like the multi-touch trackpad, 360° rotation, and customizable backlighting. This thin and light case is designed for iPad Pro 11" (2021), iPad Air 5th Gen, and iPad Air 4th Gen, available in Pacific Blue and Violet.</p>
--	---

 <p>The cover of the user manual for the Typecase Edge Magic Style Keyboard for iPad Pro 12.9 Inch. It features the Typecase logo, the product name, and a small image of the keyboard attached to an iPad. At the bottom, there are icons for warranty registration and product support.</p>	<p>Typecase Edge Magic Style Keyboard for iPad Pro 12.9 Inch User Manual</p> <p>Comprehensive user manual for the Typecase Edge Magic Style Keyboard, detailing setup, features, and usage for iPad Pro 12.9 Inch (6th, 5th, 4th, 3rd Gen) with trackpad and backlit keys.</p>
 <p>The cover of the user manual for the Typecase TOUCH keyboard case. It features the Typecase logo, the product name, and a small image of the keyboard case attached to an iPad. At the bottom, there are icons for warranty registration and product support.</p>	<p>Typecase TOUCH User Manual: Keyboard Case for iPad</p> <p>Comprehensive user manual for the Typecase TOUCH keyboard case, detailing setup, touchpad functions, shortcuts, charging, and troubleshooting for compatible iPad models.</p>
 <p>The cover of the user manual for the Typecase Flexbook Touch keyboard case. It features the Typecase logo, the product name, and a small image of the keyboard case attached to an iPad. At the bottom, there are icons for warranty registration and product support.</p>	<p>Typecase Flexbook Touch User Manual</p> <p>User manual for the Typecase Flexbook Touch keyboard case, detailing setup, compatibility, features, troubleshooting, and product specifications for iPad devices.</p>
 <p>The cover of the user manual for the Typecase EDGE keyboard case. It features the Typecase logo, the product name, and a small image of the keyboard case attached to an iPad. At the bottom, there are icons for warranty registration and product support.</p>	<p>Typecase EDGE Keyboard Case for iPad: User Manual and Features</p> <p>Comprehensive guide for the Typecase EDGE keyboard case, detailing setup, compatibility, shortcut maps, touchpad functions, installation, charging, troubleshooting, and product specifications for various iPad models.</p>
 <p>The cover of the user manual for the Typecase TOUCH keyboard case for iPad Mini 6th Gen. It features the Typecase logo, the product name, and a small image of the keyboard case attached to an iPad Mini. At the bottom, there are icons for warranty registration and product support.</p>	<p>Typecase TOUCH User Manual for iPad Mini 6th Gen</p> <p>User manual for the Typecase TOUCH keyboard case, providing setup instructions, shortcut maps, touchpad functions, installation guides, troubleshooting tips, and product specifications for compatibility with iPad Mini 6th Generation.</p>