

GLOBE 50583

Globe Electric 50583 Works With Alexa Only Wi-Fi Smart Pendant Lighting Instruction Manual

Model: 50583 | Brand: GLOBE

1. INTRODUCTION

This manual provides essential information for the safe and efficient operation, installation, and maintenance of your Globe Electric Smart Pendant Lighting. Please read this manual thoroughly before installation and retain it for future reference.

The Globe Electric Smart Pendant Light (Model 50583) is a modern, matte brass finish lighting fixture designed for indoor use. It features integrated LED lighting with tunable white and RGB color-changing capabilities, offering 2000 lumens of brightness at 30 watts. This smart pendant light works exclusively with Amazon Alexa for voice and app control, connecting via 2.4GHz Wi-Fi.

2. SAFETY INFORMATION

Always follow basic safety precautions when installing or using this product to reduce the risk of fire, electric shock, or personal injury.

- Ensure power is OFF at the circuit breaker before installation, cleaning, or maintenance.
- Installation should be performed by a qualified electrician in accordance with local electrical codes.
- Do not modify the product in any way. Unauthorized modifications may void the warranty and create safety hazards.
- Use only with compatible voltage (120 Volts).
- This product is for indoor use only. Do not expose to water or damp conditions.
- The integrated LED light source is non-replaceable. Do not attempt to disassemble or replace the LEDs.

3. PACKAGE CONTENTS

Verify that all components are present before beginning installation:

- 1 x Globe Electric Smart Pendant Lighting fixture
- Hardware for installation

- Installation Instructions (this manual)




Figure 3.1: Main product view of the Smart Pendant Light.

4. SETUP

4.1 Physical Installation

The Globe Electric Smart Pendant Light is designed for ceiling mount installation. Ensure the power is off at the circuit

breaker before proceeding.

1. Carefully unpack all components from the box.
2. Follow the detailed wiring instructions provided in the included hardware kit to connect the fixture to your electrical system.
3. Securely mount the fixture to the ceiling using the provided hardware. The pendant height is adjustable up to 70 inches.
4. Restore power at the circuit breaker.

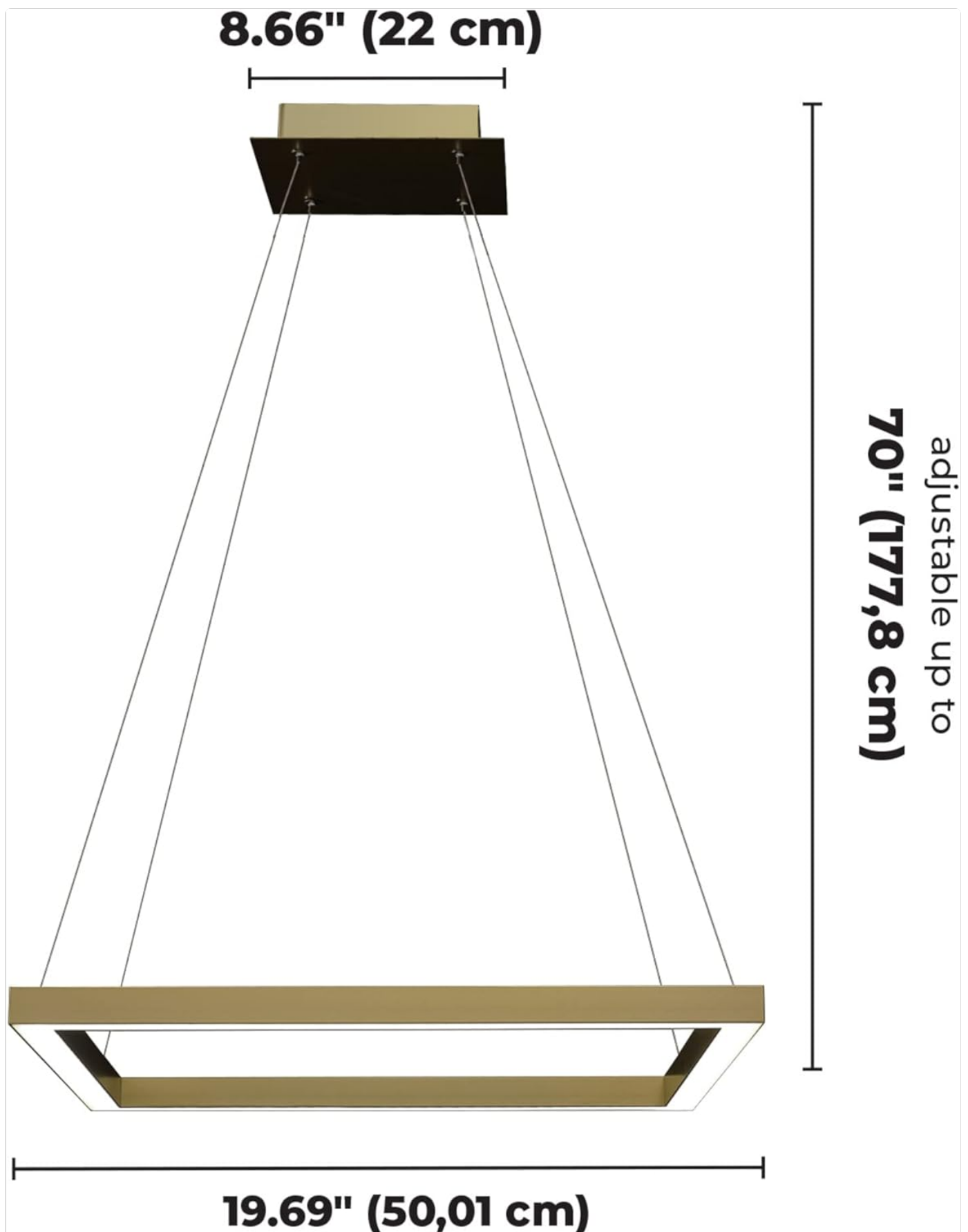


Figure 4.1: Product dimensions for installation planning.

4.2 Smart Device Pairing (Alexa Exclusive)

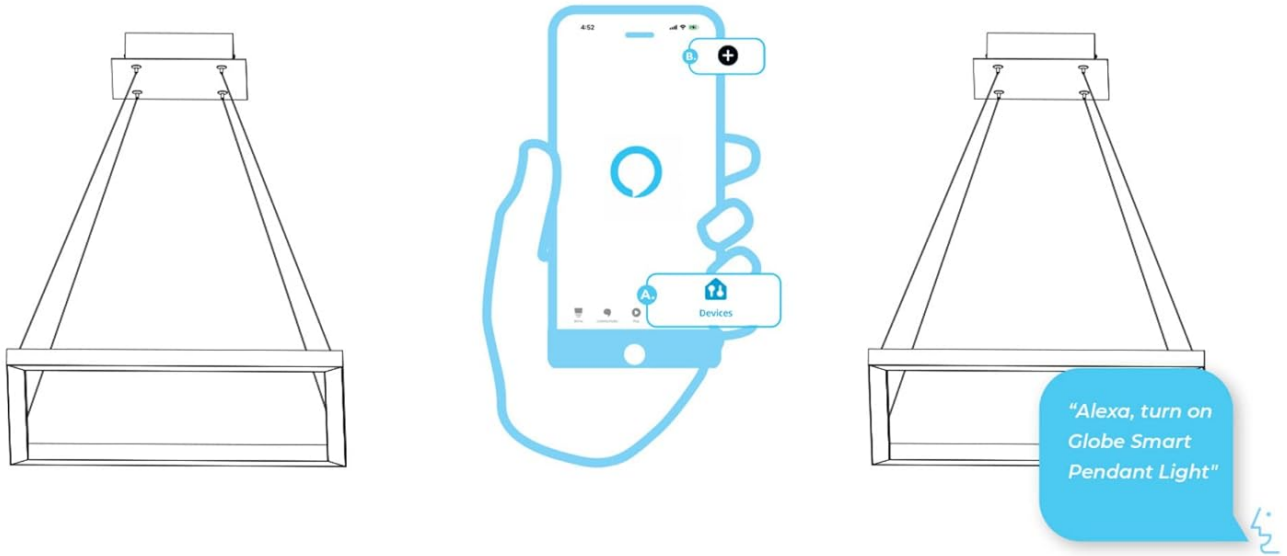
This Smart Pendant Light works exclusively with Amazon Alexa and requires a 2.4GHz Wi-Fi connection. No hubs or third-party apps are required.

Frustration-Free Setup (Recommended)

If you selected "Link device to your Amazon account to simplify setup" during checkout, your device will automatically pair upon power-up.

1. Install the smart pendant light and power it on.
2. Open the Amazon Alexa app on your smartphone or tablet.
3. The Alexa app should notify you with "New device found" or "First light found". Confirm the device.
4. Your device is now connected and ready for use.

Simple to set up and use



Step 1

- Install your **Globe Smart Pendant Light**
- Launch the Alexa app, if light is discovered: *new light found*, proceed to **Step 3**

Step 2

- Tap the *Devices* icon on the Alexa App
- Click the + icon to get started

Step 3

- Use Voice Command to control your **Globe Smart Pendant Light**, say *"Alexa, turn on Globe Smart Pendant Light"*

Figure 4.2: Visual guide for simple Alexa setup.



Immediately pairs with the Amazon Alexa app when installed.

Figure 4.3: The pendant light immediately pairs with the Amazon Alexa app upon installation.

Manual Pairing (If Frustration-Free Setup is not used or fails)

If the device does not automatically pair, or if you have changed your Wi-Fi settings, you can manually add the device:

1. Ensure the Smart Pendant Light is powered on.
2. Open the Amazon Alexa app.
3. Tap the "Devices" icon.
4. Tap the "+" icon in the top right corner to add a new device.
5. Follow the on-screen prompts to discover and connect your Globe Electric Smart Pendant Light.

Your browser does not support the video tag.

Video 4.1: How to Connect Your Globe Smart Pendant Light to Alexa. This video demonstrates the step-by-step process of connecting the smart pendant light to your Amazon Alexa account, including both automatic and manual pairing methods.


5. OPERATING INSTRUCTIONS

Once connected, you can control your Smart Pendant Light using voice commands or the Amazon Alexa app.

5.1 Voice Control

Use your Amazon Echo device to control the light hands-free:

- "Alexa, turn on [Light Name]."
- "Alexa, turn off [Light Name]."
- "Alexa, set [Light Name] to 50% brightness."
- "Alexa, change [Light Name] to blue."
- "Alexa, set [Light Name] to warm white."



Seamlessly pair with Alexa virtual assistant for hands-free voice control.

Figure 5.1: Seamless pairing with Alexa virtual assistant for hands-free voice control.

5.2 App Control (Amazon Alexa App)

The Alexa app provides full control over your light's features:

- **Power On/Off:** Toggle the light on or off.
- **Brightness:** Adjust the light intensity (Dimmable).
- **Color Changing (RGB):** Choose from 16 million colors to create different moods.
- **Tunable White:** Adjust color temperature from 2000K (warm) to 5000K (cool white).

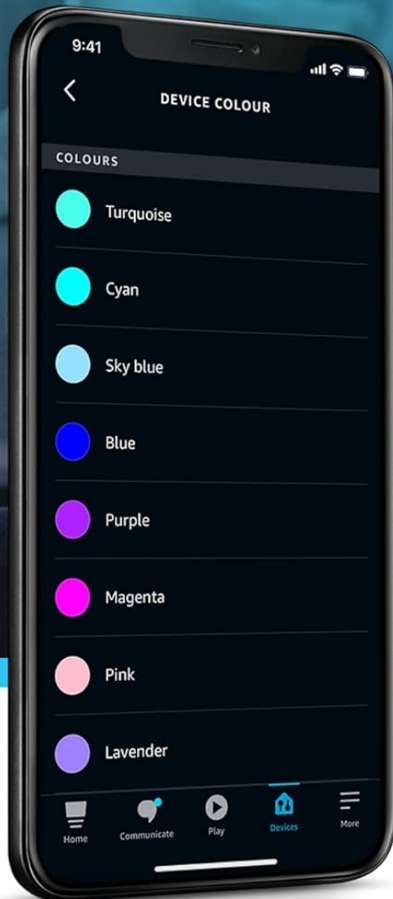
- **Routines:** Create automated schedules for your light (e.g., turn on at sunset, turn off at bedtime).
- **Groups:** Group multiple smart lights together for synchronized control.



Using Moods, select lighting presets that cycle through colors with varying effects.

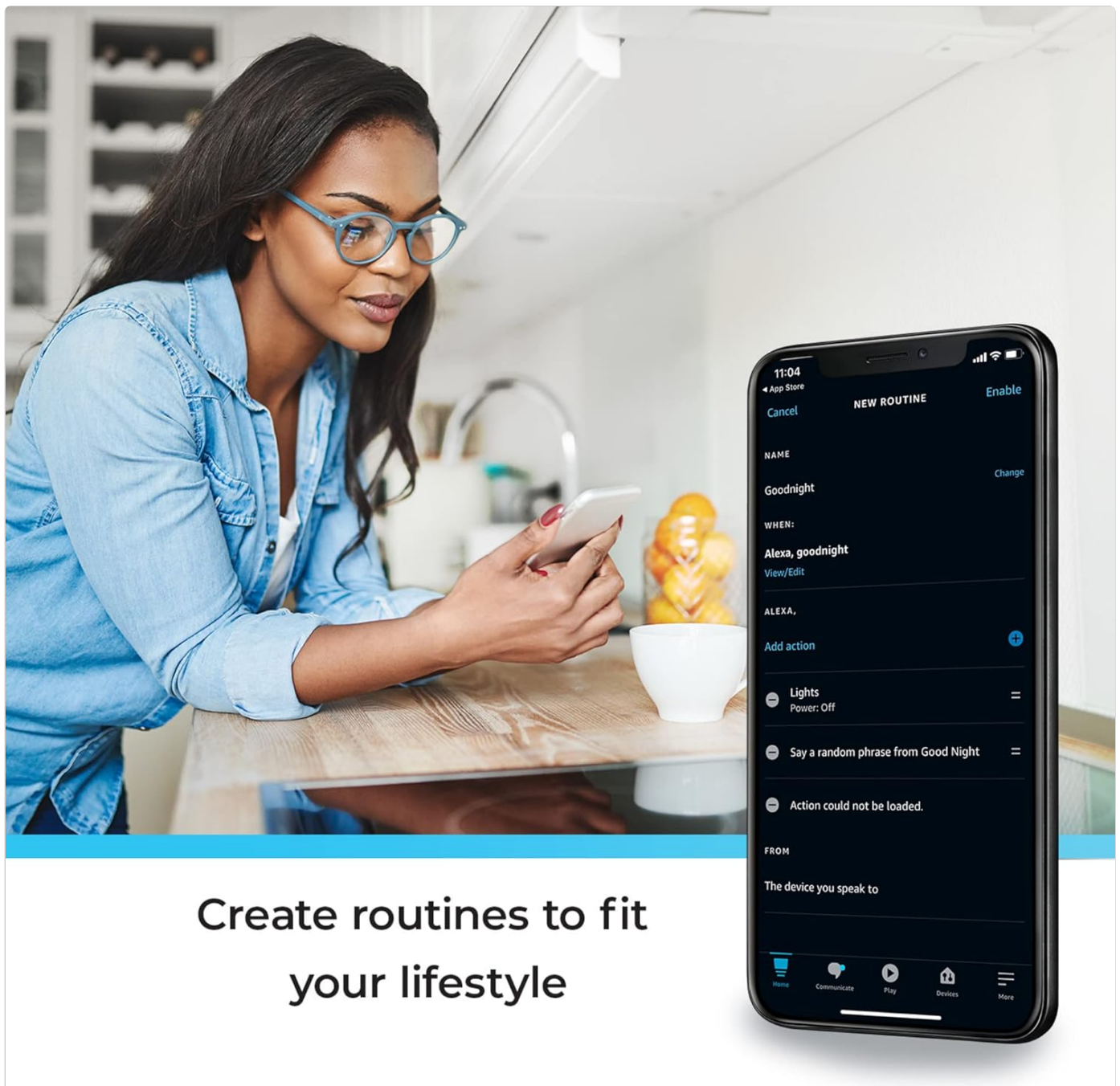
Figure 5.2: Use the Amazon Alexa app to control your lighting with a full range of vibrant colors and vivid whites.

RGB Color



Use the Amazon Alexa app to control your lighting with a full range of vibrant colors and vivid whites.

Figure 5.3: Using Moods, select lighting presets that cycle through colors with varying effects.



Create routines to fit your lifestyle

Figure 5.4: Create routines to fit your lifestyle using the Alexa app.

Your browser does not support the video tag.

Video 5.1: Works with Alexa Smart Pendant Light Product Highlights. This video showcases the key features of the smart pendant light, including color changing, tunable white, and voice control capabilities through Alexa.

6. MAINTENANCE

To ensure the longevity and optimal performance of your Smart Pendant Light, follow these maintenance guidelines:

- **Cleaning:** Disconnect power before cleaning. Use a soft, dry cloth to wipe the fixture. Do not use abrasive cleaners or solvents.
- **Light Source:** The LED light source is integrated and non-removable. Do not attempt to replace the LEDs.
- **Troubleshooting:** Refer to the Troubleshooting section for common issues.

7. TROUBLESHOOTING

If you experience issues with your Smart Pendant Light, consult the table below. For further assistance, refer to the official Troubleshooting Guide PDF linked in the product information or contact customer support.

Problem	Possible Cause	Solution
Light does not turn on.	No power; loose wiring; device not paired.	Check circuit breaker. Verify wiring connections. Re-attempt pairing with Alexa app.
Cannot connect to Alexa.	Incorrect Wi-Fi band; Wi-Fi signal weak; device not in pairing mode.	Ensure your Wi-Fi is 2.4GHz. Move closer to router. Follow manual pairing steps in Alexa app.
Voice commands not working.	Alexa device not hearing commands; light not recognized by Alexa.	Speak clearly to your Alexa device. Check Alexa app to ensure light is listed and online.
Light flickers or changes color unexpectedly.	Power fluctuations; software glitch.	Turn off power at the breaker for 30 seconds, then restore. Check for Alexa app updates.

For a comprehensive troubleshooting guide, please refer to the official PDF document:[Troubleshooting Guide \(PDF\)](#).

8. SPECIFICATIONS

Feature	Detail
Brand	GLOBE
Model Number	50583
Color	Brass (Matte Brass Finish)
Material	Metal
Product Dimensions	19.69"L x 16.69"W x 70"H (adjustable)
Light Source Type	Integrated LED
Wattage	30 Watts
Brightness	2000 Lumens
Voltage	120 Volts
Light Color	Tunable White (2000K-5000K), RGB Color Changing
Control Method	App (Amazon Alexa), Voice (Amazon Alexa)
Connectivity Protocol	Wi-Fi (2.4GHz only)
Indoor/Outdoor Usage	Indoor
Assembly Required	Yes
UPC	058219505830

9. WARRANTY AND SUPPORT

This Globe Electric Smart Pendant Light comes with a **3-year manufacturer's limited warranty**.

For warranty claims, technical support, or additional information, please visit the official GLOBE Store on Amazon or contact Globe Electric customer service directly.

Online Resources:

- GLOBE Store: [Visit the GLOBE Store](#)
- Troubleshooting Guide (PDF): [Download PDF](#)

