

[manuals.plus](#) /

› [Parsonver](#) /

› [Parsonver Smartwatch User Manual](#)

Parsonver PSLD1

Parsonver Smartwatch User Manual

Model: PSLD1

INTRODUCTION

Welcome to the Parsonver Smartwatch user manual. This guide provides essential information on setting up, operating, maintaining, and troubleshooting your new smartwatch. Designed with a smaller 1.09-inch screen and elegant rose gold accents, this smartwatch is a perfect blend of style and functionality, offering comprehensive health tracking and smart features to enhance your daily life.



Figure 1: Parsonver Smartwatch Overview

SAFETY INFORMATION

Please read all safety instructions before using your smartwatch to ensure proper operation and to prevent damage or injury. Keep the device away from extreme temperatures, direct sunlight, and moisture. Do not attempt to disassemble or repair the device yourself. Consult a qualified professional for any service needs. The health monitoring data provided by

this smartwatch is for reference only and should not be used for medical purposes.

WHAT'S IN THE BOX

- Parsonver Smartwatch (with pre-installed leather watch band)
- Silicone Watch Band
- USB Charging Cable
- User Manual

SETUP

1. Charging the Smartwatch

Before first use, fully charge your smartwatch. Connect the magnetic charging cable to the charging points on the back of the watch and plug the USB end into a power adapter (not included) or a computer's USB port.

Your browser does not support the video tag.

Video 1: Unboxing and Initial Charging of the Parsonver Smartwatch. This video demonstrates how to unbox the smartwatch, attach the charging cable to the magnetic charging points on the back of the watch, and shows the watch's initial power-on sequence.

2. App Installation and Pairing

Download the **FitCloudPro App** from your smartphone's app store (compatible with iOS 10.0/Android 5.0 or above). Open the app, register an account, and follow the on-screen instructions to pair your smartwatch via Bluetooth. Ensure Bluetooth is enabled on your phone.

3. Customizing Your Watch Face

Personalize your smartwatch by uploading your favorite photos through the FitCloudPro App to set as your watch face. The app also offers over 100 pre-designed dials to choose from.

1.09" HD Color Screen

Customized Watch Face



Figure 2: Customized Watch Faces

OPERATING YOUR SMARTWATCH

Basic Navigation

The smartwatch features a color touch screen and a single physical button for easy operation. Swipe left/right or up/down to navigate through menus and features. Press the button to return to the previous screen or watch face.

Key Features

- **Health Monitoring:** Monitor real-time heart rate, blood oxygen levels, and track your sleep patterns (deep sleep, light sleep, awake time) for a comprehensive analysis of your sleep quality.

Your Personal Health Assistant



Figure 3: Personal Health Assistant Features

- **20 Sports Modes:** The smartwatch is equipped with 20 sports modes, including walking, running, climbing, yoga, cycling, and jump rope, to help you track your workouts and achieve your fitness goals.



Figure 4: 20 Sports Modes

- **Smart Notifications:** Receive notifications directly on your watch for calls, text messages, and social media apps like Facebook, Twitter, LinkedIn, and Instagram. Note: You cannot reply to messages or answer calls directly from the watch.

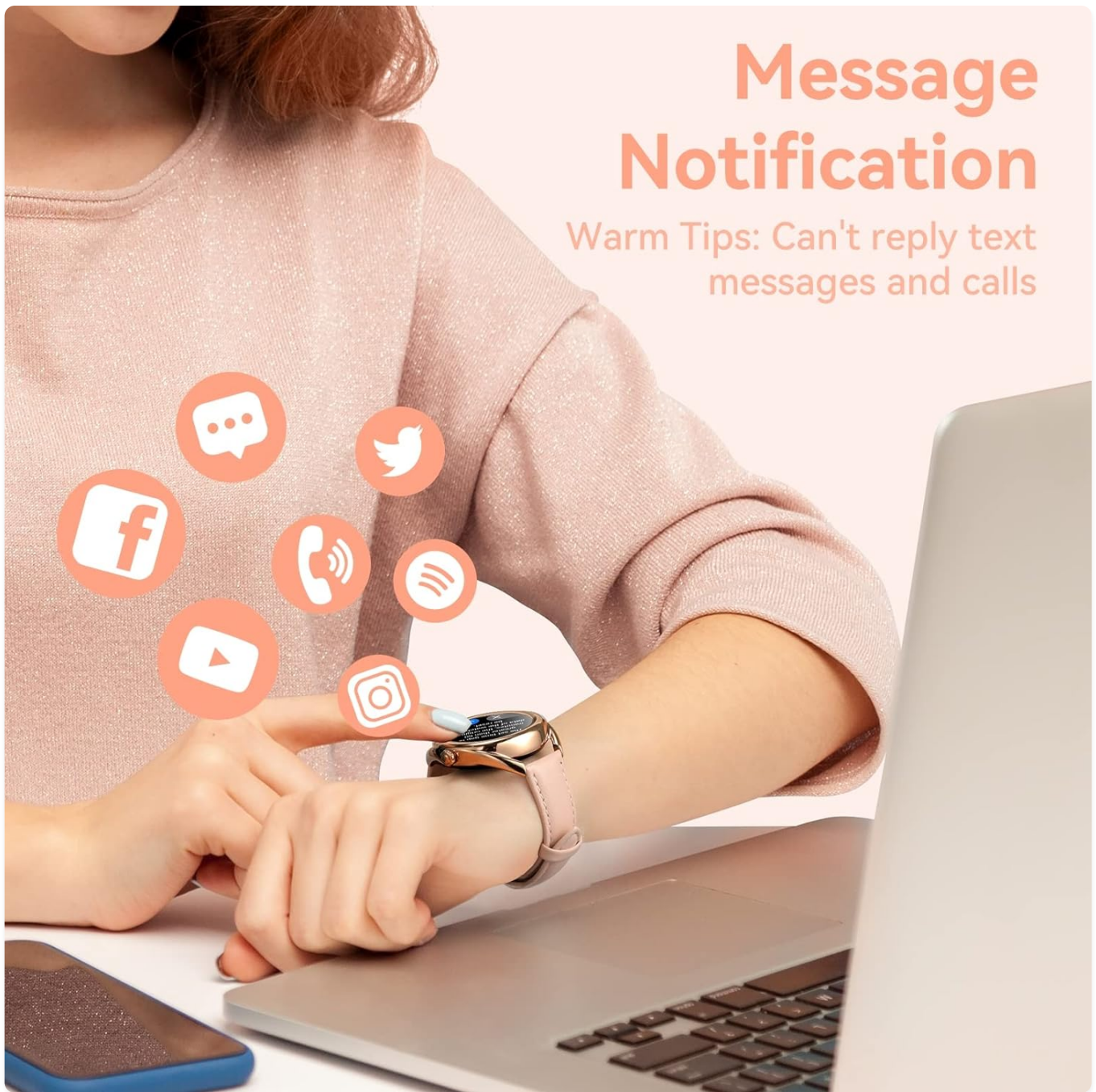


Figure 5: Message Notifications

- **Female Health Reminder:** Utilize the dedicated function to record your menstrual cycle, prepare for pregnancy, and receive timely reminders.
- **Weather Display:** Check current weather data, temperature, day, and date directly on your watch.
- **Music Control:** Control music playback on your smartphone, including switching songs and adjusting volume, directly from your smartwatch.
- **Remote Photography:** Use the smartwatch to remotely trigger your smartphone's camera. Set up via the FitCloudPro App and shake your smartwatch to take photos.
- **Sedentary Reminder:** The smartwatch can remind you to stand up and move if you've been inactive for too long.
- **Stopwatch and Timer:** Accurately track time for various activities.

Your browser does not support the video tag.

Video 2: Parsonver Smartwatch Features Overview. This video showcases the smartwatch's user interface, demonstrating how to navigate through different functions like heart rate monitoring, sleep tracking, and activating sports modes.

MAINTENANCE

Cleaning

Regularly clean your smartwatch and band to prevent skin irritation and maintain its appearance. Wipe the screen and casing with a soft, damp cloth. For the band, use a mild soap solution if necessary, then rinse and dry thoroughly.

Water Resistance

The Parsonver Smartwatch is IP68 waterproof, meaning it is resistant to dust and can withstand immersion in water up to 1.5 meters for 30 minutes. You can wear it while washing hands or in the rain. However, it is not recommended for swimming, hot showers, or diving, as steam and high water pressure can damage the device.

Storage

When not in use, store your smartwatch in a cool, dry place away from direct sunlight and extreme temperatures.

TROUBLESHOOTING

- **Watch not turning on:** Ensure the watch is fully charged. Connect it to the charging cable and a power source for at least 30 minutes.
- **Unable to pair with phone:** Make sure Bluetooth is enabled on your phone and the smartwatch is within range. Restart both the phone and the watch. Check the FitCloudPro App for pairing instructions and ensure the app has necessary permissions.
- **Notifications not received:** Verify that notifications are enabled in both your phone's settings and the FitCloudPro App. Ensure the app is running in the background and not being closed by your phone's power-saving features.
- **Inaccurate health data:** Ensure the watch is worn snugly on your wrist, not too tight or too loose. Clean the sensors on the back of the watch regularly.
- **Short battery life:** Reduce screen brightness, disable unnecessary notifications, and limit continuous heart rate monitoring to extend battery life.

SPECIFICATIONS

Feature	Specification
Model Number	PSLD1
Screen Size	1.09 Inches
Product Dimensions	9.06 x 1.73 x 0.43 inches
Item Weight	1.2 ounces (34 Grams)
Operating System	Supports iOS 10.0/Android 5.0 or above
Connectivity Technology	Bluetooth
Water Resistance	IP68
Battery Type	Lithium Polymer (included)
Memory Storage Capacity	512 MB
Special Features	Sleep Monitor, Activity Tracker, Pedometer, Calorie Tracker, Heart Rate Monitor




WARRANTY AND SUPPORT







Parsonver is committed to providing humanistic and experiential value through its technology products. For any product-related inquiries, technical support, or warranty claims, please refer to the contact information provided in your product packaging or visit the official Parsonver brand store on Amazon. We offer 24/7 online support to ensure your satisfaction.



Figure 6: 24/7 Online Support Available

Related Documents - PSLD1

	<p>Parsonver SR2 Smartwatch User Manual: Setup, Features, and Specifications</p> <p>Comprehensive user manual for the Parsonver SR2 smartwatch, covering setup, pairing, basic operations, health monitoring, app integration, and specifications. Learn how to use your Parsonver smartwatch effectively.</p>
	<p>Parsonver PSLD1 Smartwatch User Manual</p> <p>Comprehensive user manual for the Parsonver PSLD1 smartwatch, detailing setup, features, operation, specifications, and precautions for optimal use.</p>
	<p>Parsonver LW45 Smartwatch User Manual - Features, Setup, and Specifications</p> <p>Comprehensive user manual for the Parsonver LW45 smartwatch. Learn how to set up, pair, navigate, use features like fitness tracking, heart rate monitoring, notifications, and understand specifications and care instructions.</p>

<div></div> <div><p>User Manual</p><p>Model number: IDW15 support@parsonver.com EN01-06 DE05-06 ES06-10 FR13-16 IT17-20 JPT1-24</p></div>	<p>Parsonver IDW15 Smartwatch User Manual</p> <p>User manual for the Parsonver IDW15 smartwatch, covering setup, basic operations, app settings, charging, and precautions.</p>
<div></div> <div><p>SPROD1 Smartwatch User Manual</p><p>EN (01-05) DE (06-10) FR (11-15) IT (16-20) JPT (21-25) Model number: SPROD1 support@parsonver.com</p></div>	<p>Parsonver SPROD1 Smartwatch User Manual</p> <p>Your comprehensive guide to the Parsonver SPROD1 Smartwatch. Learn how to set up, pair, use features like calls, health tracking, sports modes, and customize settings. Includes charging, maintenance, and troubleshooting information.</p>
<div></div> <div><p>User Manual</p><p>EN (01-05) FR (06-10) DE (11-15) IT (16-20) JPT (21-25) Model number: FF1 support@parsonver.com</p></div>	<p>Parsonver FF1 Smartwatch User Manual</p> <p>Comprehensive user manual for the Parsonver FF1 smartwatch, covering setup, basic operations, features like calls, health monitoring, app connectivity, and specifications.</p>