

## Soundcore Life P3i

# Soundcore by Anker Life P3i Hybrid Active Noise Cancelling Earbuds User Manual

Model: Life P3i

## 1. INTRODUCTION

---

This manual provides essential instructions for the safe and effective use of your Soundcore by Anker Life P3i Hybrid Active Noise Cancelling Earbuds. Please read this guide thoroughly before use and retain it for future reference.

## 2. WHAT'S IN THE BOX

---

- Soundcore Life P3i Noise Cancelling Earbuds
- Eartips (Multiple Sizes)
- USB-C Cable



Image: Soundcore Life P3i Earbuds and Charging Case. The image displays the black earbuds nestled within their matching black charging case, with the lid open.

### 3. SETUP

---

#### 3.1 Charging the Earbuds and Case

Before first use, fully charge the earbuds and the charging case. Connect the provided USB-C cable to the charging port on the case and a power source. The LED indicators on the case will show the charging status.

#### 3.2 Pairing with Your Device

1. Open the charging case. The earbuds will automatically enter Bluetooth pairing mode.
2. On your device (smartphone, tablet, etc.), enable Bluetooth.
3. Search for "Soundcore Life P3i" in the list of available Bluetooth devices and select it to connect.



Image: Earbuds in case connected to a phone via Bluetooth. The image shows the charging case with earbuds open next to a smartphone displaying a successful Bluetooth connection to 'Soundcore Life P3i'.

### 3.3 Wearing the Earbuds

Choose the eartips that provide the best seal and comfort for your ears. Insert the earbuds into your ear canals and twist gently to secure them in place.

## COMFORTABLE FIT



Lightweight



Image: Person wearing a Soundcore Life P3i earbud. The image highlights the lightweight design (5g) and comfortable fit of the earbud in a user's ear.

## 4. OPERATING THE EARBUDS

---

### 4.1 Touch Controls

The earbuds feature touch-sensitive controls for various functions. Refer to the diagram below for default controls. These can often be customized via the Soundcore app.



Image: Diagram illustrating Soundcore Life P3i touch controls. The diagram shows the left and right earbuds with touch areas, indicating single press for volume, double press for play/pause, and press-and-hold for ANC/call functions.

### 4.2 Active Noise Cancellation (ANC)

The Life P3i earbuds feature hybrid active noise cancellation, reducing external noise by up to 90%. Activate or deactivate ANC using the touch controls or through the Soundcore app.

# 90% LESS NOISE

With hybrid active noise cancelling.



## Hybrid ANC

Image: Earbud with a visual representation of noise reduction. The image highlights the 'Hybrid ANC' feature, stating '90% Less Noise' with an earbud shown amidst sound waves.



Image: Graph illustrating noise cancellation effectiveness. The graph shows a reduction in noise level (dB) across various frequencies (Hz), indicating '90% Less Noise' compared to the original noise level.

### 4.3 AI-Enhanced Calls

Equipped with 4 microphones and an AI algorithm, the earbuds enhance call clarity by precisely picking up your voice and reducing background noise.

# AI-ENHANCED CALLS

4 microphones for clearer calls.



Image: Earbuds with visual representation of microphone technology. The image shows two earbuds with circles indicating the placement of 4 microphones for 'AI-Enhanced Calls'.

## 4.4 Soundcore App and Custom EQ

Download the Soundcore app to unlock full customization options, including 22 different EQ settings to personalize your sound profile. The app also allows for control customization and firmware updates.



# CUSTOMIZED EQ

Personalize your sound profile via the Soundcore app.



Image: Smartphone displaying the Soundcore app's custom EQ settings. A hand holds the open charging case with earbuds next to the phone, illustrating app control over sound customization.

## 4.5 Battery Life and Fast Charging

The earbuds provide up to 9 hours of playtime on a single charge, with the charging case extending total playtime to 36 hours. The fast charging feature allows for quick power-ups.

# 36H

with Charging Case

# 9H

Playtime



Fast Charge

Image: Visual representation of battery life and fast charging. The image shows '36H with Charging Case' and '9H Playtime' alongside an earbud and charging case, with a 'Fast Charge' icon.

## 5. MAINTENANCE

### 5.1 Cleaning

Regular cleaning helps maintain optimal performance. Clean the metal charging contacts on the bottom of the earbuds and inside the charging case with a cotton swab lightly dampened with rubbing alcohol until no visible dirt remains.



Image: Diagram showing how to clean Soundcore Life P3i earbuds. The diagram illustrates cleaning the charging contacts



on both the earbuds and inside the charging case.

## 5.2 Storage

When not in use, store the earbuds in their charging case to protect them and ensure they remain charged.

## 6. TROUBLESHOOTING

- **Earbuds not charging:** Ensure the charging contacts on both the earbuds and the case are clean and dry. Verify the USB-C cable is properly connected to a working power source.
- **Unable to pair:** Make sure the earbuds are in pairing mode (LEDs flashing). Turn off and on your device's Bluetooth. If issues persist, try resetting the earbuds (refer to the Soundcore app or online support for specific reset instructions).
- **Sound quality issues:** Check eartip fit for a proper seal. Adjust EQ settings in the Soundcore app. Ensure earbuds are clean.
- **Noise Cancellation not effective:** Ensure ANC is activated. Adjust eartip fit for a better seal.



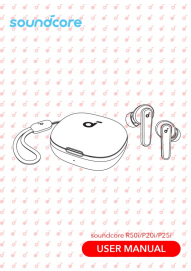



## 7. SPECIFICATIONS

Feature	Specification
Model Name	Life P3i
Connectivity Technology	Wireless (Bluetooth 5.2)
Audio Driver Size	10 Millimeters
Noise Control	Active Noise Cancellation (Hybrid)
Microphones	4 (AI-Enhanced Calls)
Battery Life (Earbuds)	Up to 9 Hours
Total Playtime (with Case)	Up to 36 Hours
Charging Time	18 Hours (Case)
Control Method	App, Media Control
Water Resistance Level	Water Resistant
Item Weight	1.76 ounces (total)
Product Dimensions	2.48 x 1.93 x 1.14 inches

## 8. WARRANTY AND SUPPORT

Soundcore products are designed to meet high quality standards. For warranty information, technical support, or customer service inquiries, please visit the official Soundcore website or contact their customer support directly. Keep your proof of purchase for warranty claims.

## Related Documents - Life P3i

 The cover of the Soundcore Life P2i User Manual features the Soundcore logo at the top left. Below it is a blue line-art illustration of the open charging case and two earbuds. At the bottom, the text 'Soundcore Life P2i USER MANUAL' is displayed.	<p><a href="#">Soundcore Life P2i User Manual</a></p> <p>Comprehensive user manual for the Soundcore Life P2i true wireless earbuds, covering charging, wearing, powering on/off, Bluetooth pairing, controls, reset procedures, and detailed specifications.</p>
 The cover of the Soundcore Life Q30 User Manual features the Soundcore logo at the top left. Below it is a blue line-art illustration of the over-ear headphones. At the bottom, the text 'Soundcore Life Q30 USER MANUAL' is displayed.	<p><a href="#">Soundcore Life Q30 User Manual: Features, Pairing, and Controls</a></p> <p>Comprehensive user manual for Soundcore Life Q30 headphones. Learn about charging, Bluetooth pairing, button controls, ANC, Transparency mode, NFC, and app features. Includes specifications and reset instructions.</p>
 The cover of the Soundcore R50i/P20i/P25i User Manual features the Soundcore logo at the top left. Below it is a blue line-art illustration of the open charging case and two earbuds. At the bottom, the text 'USER MANUAL' is displayed in a red box.	<p><a href="#">Soundcore R50i/P20i/P25i User Manual</a></p> <p>Comprehensive user manual for Soundcore R50i, P20i, and P25i true wireless earbuds. Learn about app features, wearing, charging, powering on, pairing, controls, reset procedures, LED indicators, and firmware updates.</p>
 The cover of the Soundcore Life P3i User Manual features the Soundcore logo at the top left. Below it is a blue line-art illustration of the open charging case and two earbuds. At the bottom, the text 'Soundcore Life P3i USER MANUAL' is displayed.	<p><a href="#">Soundcore Life P3i User Manual: Features, Controls, and Specifications</a></p> <p>Detailed user manual for the Soundcore Life P3i true wireless earbuds, covering charging, wearing, pairing, controls, app features, reset procedures, and technical specifications.</p>
 The cover of the Soundcore P20i True Wireless Earbuds Quick Start Guide features a collage of various pages from the guide, showing different sections and diagrams.	<p><a href="#">Soundcore P20i True Wireless Earbuds Quick Start Guide</a></p> <p>A quick start guide for the Soundcore P20i True Wireless Earbuds, covering app features, wearing instructions, charging, powering on, pairing, controls, powering off, resetting, and LED light indicators.</p>
 The cover of the Soundcore Life P3i User Manual features the Soundcore logo at the top left. Below it is a blue line-art illustration of the open charging case and two earbuds. At the bottom, the text 'Soundcore Life P3i USER MANUAL' is displayed.	<p><a href="#">Soundcore Life P3i User Manual: Charging, Pairing, and Controls</a></p> <p>Comprehensive user manual for the Soundcore Life P3i wireless earbuds. Learn how to charge, pair via Bluetooth, wear for optimal fit, control playback and calls, use the Soundcore app, and reset the earbuds. Includes detailed specifications.</p>