

## T'nB HP3IN1TWS

# Tnb TREBLE 3-in-1 Bluetooth Speaker and TWS Earbuds User Manual

Model: HP3IN1TWS

## 1. INTRODUCTION

The Tnb TREBLE is a versatile 3-in-1 audio device designed for various listening needs. It integrates a powerful Bluetooth speaker, True Wireless Stereo (TWS) in-ear earbuds, and a portable power bank, all within a compact design. This manual provides essential information for the proper setup, operation, and maintenance of your device.

## 2. PACKAGE CONTENTS

Please check the package for the following items:

- Tnb TREBLE 3-in-1 Bluetooth Speaker
- TWS In-Ear Earbuds (stored within the speaker)
- USB-C Charging Cable
- User Manual

## 3. PRODUCT FEATURES

- **Bluetooth Speaker:** 5-watt output for sharing music.
- **TWS Earbuds:** In-ear design for personal listening.
- **Power Bank:** Integrated 1500 mAh battery for charging external devices like smartphones or MP3 players.
- **Automatic Audio Switching:** Seamless transition of audio between the speaker and earbuds when they are removed or reinserted.
- **Earbud Charging Case:** The speaker unit also functions as a charging case for the TWS earbuds.
- **Bluetooth 5.0 Technology:** For stable and efficient wireless connectivity.
- **Integrated Microphone:** For hands-free calls when connected to a smartphone.

## 4. SETUP

### 4.1 Initial Charging

Before first use, fully charge the Tnb TREBLE speaker and earbuds.

1. Connect the provided USB-C cable to the charging port on the speaker.
2. Connect the other end of the cable to a compatible USB power adapter (not included) or a computer USB port.
3. The charging indicator light will illuminate. Once fully charged, the light may change color or turn off.
4. Ensure the earbuds are placed inside the speaker's charging compartment to charge them simultaneously.



Image: The Tnb TREBLE speaker connected via a USB-C cable, demonstrating its power bank function by charging a smartphone.

## 4.2 Powering On/Off

To power on the speaker, press and hold the power button located on the side of the unit until the indicator light illuminates. To power off, press and hold the power button again until the indicator light turns off.



Image: A detailed view of the Tnb TREBLE speaker, highlighting the power button with its blue LED indicator.

---

## 5. OPERATING INSTRUCTIONS

### 5.1 Bluetooth Pairing (Speaker)

1. Ensure the speaker is powered on and the earbuds are placed inside its charging compartment.
2. The speaker will automatically enter Bluetooth pairing mode, indicated by a flashing LED light.
3. On your smartphone or other Bluetooth-enabled device, go to the Bluetooth settings.

4. Search for available devices and select "Tnb TREBLE" from the list.
5. Once connected, the speaker will emit an audible confirmation, and the LED light will become solid.

## 5.2 Using the TWS Earbuds

The earbuds are designed for seamless integration with the speaker.

1. To use the earbuds, simply remove them from their charging compartment within the speaker. They will automatically power on and attempt to connect to your paired device.
2. If the earbuds do not connect automatically, ensure Bluetooth is enabled on your device and check the earbuds' status.
3. To return to speaker audio, place the earbuds back into their charging compartment.



Image: The Tnb TREBLE speaker with its two True Wireless Stereo (TWS) earbuds removed from their charging slots, illustrating the device's dual functionality.



Image: The Tnb TREBLE speaker with the TWS earbuds securely docked within their dedicated charging compartments.

### 5.3 Automatic Audio Switching

The Tnb TREBLE features an automatic audio switching function:

- When the earbuds are removed from the speaker, audio will automatically switch from the speaker to the earbuds.
- When the earbuds are placed back into the speaker, audio will automatically switch from the earbuds to the speaker.

### 5.4 Power Bank Function

The speaker unit contains a 1500 mAh battery that can be used to charge other devices.

1. Connect your smartphone or other electronic device to the USB-C port on the Tnb TREBLE speaker using a compatible charging cable.
  2. The speaker will begin charging your device.
  3. Monitor the charging status on your connected device.
- 

## 6. MAINTENANCE

- Keep the device dry. Avoid exposure to water or excessive moisture.
  - Clean the device with a soft, dry cloth. Do not use abrasive cleaners or solvents.
  - Store the device in a cool, dry place away from direct sunlight and extreme temperatures.
  - Charge the device regularly, even if not in use, to maintain battery health.
- 

## 7. TROUBLESHOOTING

### 7.1 No Power

- Ensure the device is fully charged.
- Check the USB-C charging cable and power adapter for damage.
- Press and hold the power button for a few seconds to ensure it is properly powered on.

### 7.2 Cannot Pair Bluetooth

- Ensure the speaker is in pairing mode (flashing LED).
- Make sure Bluetooth is enabled on your source device (smartphone, tablet).
- Move the speaker closer to your source device (within 10 meters).
- Forget "Tnb TREBLE" from your device's Bluetooth list and attempt to re-pair.
- Restart both the speaker and your source device.

### 7.3 Earbuds Not Working

- Ensure the earbuds are fully charged by placing them in the speaker's charging compartment.
- Verify that the earbuds are properly removed from the speaker to activate them.
- Check if the speaker is connected to your device; the earbuds connect through the speaker.

### 7.4 Poor Sound Quality

- Ensure the speaker/earbuds are within Bluetooth range of your device.
  - Check for obstructions between the speaker/earbuds and your device.
  - Adjust the volume on both the speaker/earbuds and your source device.
  - Ensure the audio source quality is good.
- 

## 8. SPECIFICATIONS


Brand	T'nB
Model Name	HP3IN1TWS
Connectivity Technology	Bluetooth 5.0
Speaker Output Power	5 Watts RMS
Audio Output Mode	Stereo, Mono
Frequency Range	20 - 20,000 Hz
Speaker Impedance	4 Ohm
Earbuds Impedance	26 Ohm
Sensitivity	100 dB
Microphone	Yes
Power Source	USB-C
Speaker Battery Life	Up to 6 hours
Earbuds Battery Life (with charging case)	Up to 75 hours
Power Bank Capacity	1500 mAh
Wireless Range	10 meters
Compatible Devices	Smartphones, Tablets






## 9. WARRANTY AND SUPPORT

For warranty information and customer support, please refer to the documentation provided with your purchase or contact your retailer. Specific warranty terms may vary by region and retailer.

© 2023 T'nB. All rights reserved.

### Related Documents - HP3IN1TWS

	<p><a href="#">T'nB ZIP Bluetooth Earphones User Manual</a></p> <p>Comprehensive user manual for T'nB ZIP Bluetooth earphones, covering setup, features, safety, and troubleshooting.</p>
---	---

	<p><a href="#">TNB CFSPEAKERBT Bluetooth Speaker User Manual   Features, Setup, Safety</a></p> <p>Comprehensive user manual for the TNB CFSPEAKERBT Bluetooth speaker. Learn about its features, USB and Bluetooth connection methods, important safety instructions, and support contact information.</p>
	<p><a href="#">T'nB LASEREMOTE Presentation Laser User Manual</a></p> <p>User manual for the T'nB LASEREMOTE presentation laser pointer. Learn about its features, operation, and safety guidelines for effective presentations.</p>
	<p><a href="#">T'nB Bluetooth Earphones User Manual - EBFEATCOLORPK/BL/GN</a></p> <p>Get detailed instructions for T'nB Bluetooth Earphones (Model EBFEATCOLORPK/BL/GN). Learn about pairing, charging, functionality, safety instructions, and specifications. Visit <a href="http://www.t-nb.com">www.t-nb.com</a> for support.</p>
	<p><a href="#">T'nB EBFEATWH3 Bluetooth Earphones User Manual and Guide</a></p> <p>Comprehensive user manual for T'nB EBFEATWH3 Bluetooth earphones, covering setup, usage, features, specifications, and safety guidelines.</p>
	<p><a href="#">T'nB PLAYBACK TWS Black Wireless Earphones - User Guide and Specifications</a></p> <p>Discover the T'nB PLAYBACK TWS black wireless earphones. This guide provides details on features, box contents, and technical specifications for these Bluetooth 5.0 earphones.</p>