

Manuals+

[Q & A](#) | [Deep Search](#) | [Upload](#)

manuals.plus /

> [UGREEN](#) /

> [UGREEN Nexode 140W GaN USB C Laptop Charger \(Model CD289\) - Instruction Manual](#)

UGREEN CD289

UGREEN Nexode 140W GaN USB C Laptop Charger

Model: CD289

1. INTRODUCTION

Thank you for choosing the UGREEN Nexode 140W GaN USB C Laptop Charger. This instruction manual provides essential information for the safe and efficient use of your new charger. Please read it thoroughly before operating the device and retain it for future reference.

What's Included:

- 1 x UGREEN Nexode 140W USB C Wall Charger
- 1 x 5ft 240W USB C to USB C Cable

2. PRODUCT OVERVIEW

The UGREEN Nexode 140W charger is a compact and powerful charging solution featuring advanced GaN technology. It is designed to provide high-speed charging for a wide range of devices, from laptops to smartphones.



Figure 2.1: UGREEN Nexode 140W GaN USB C Laptop Charger with foldable plug.

Key Features:

- **PD 3.1 Protocol:** Supports the latest Power Delivery 3.1 standard for ultra-fast charging.
- **140W Single Port Output:** Delivers up to 140W from a single USB-C port, capable of charging a MacBook Pro 16" to 56% in 30 minutes (requires a 140W USB-C to MagSafe 3 cable).
- **3-Port Charging:** Equipped with two USB-C ports and one USB-A port to charge multiple devices simultaneously.
- **GaN Technology:** Revolutionary Gallium Nitride (GaN) technology enables a smaller, more efficient charger

with less heat generation.

- **Power Dispenser System:** Intelligently adjusts power outputs to protect device batteries and optimize charging speed.
- **Thermal Guard System:** Scans temperature 800 times per second to safeguard devices from overheating.
- **Foldable Plug:** Features a foldable plug for enhanced portability and convenience.




Figure 2.2: Close-up view of the charger's USB-A, USB-C2 (PD 100W), and USB-C1 (PD 140W) ports.



Figure 2.3: Revolutionary GaNFast™ Tech for more efficient, less heat, and smaller package.



Figure 2.4: 5 Layers of Protection: External flame resistant material (UL 94 Classification: V-0) and Internal 4-fold protection against over-heat, over-voltage, over-current, and short circuit.

3. SPECIFICATIONS

Feature	Description
Brand	UGREEN
Model Number	CD289
Connector Type	USB Type C, USB Type A
Total USB Ports	3 (2 x USB-C, 1 x USB-A)
Wattage	140 watts (Max)
Output Current	5 Amps
Output Voltage	28 Volts
Input Voltage	100-240 Volts
Power Source	Corded Electric
Special Feature	140W Fast Charging, GaN Tech, Foldable Plug, with 240W USB C Cable
Color	Black
Material	Polycarbonate
Item Weight	300 Grams
Power Plug	Type A - 2 pin (North American)
Safety Certification	UL Certified

4. SETUP

Setting up your UGREEN Nexode 140W charger is straightforward:

1. **Unfold the Plug:** Gently pull out the foldable prongs from the charger body.
2. **Connect to Power Outlet:** Plug the charger into a standard wall outlet (100-240V, 50/60Hz).
3. **Connect Charging Cable:** Use the included 5ft 240W USB C to USB C cable or another compatible charging cable.
4. **Connect to Device:** Plug the other end of the charging cable into your device's charging port.

Fast Charging for 3 Devices




Figure 4.1: The UGREEN Nexode 140W charger features a convenient foldable plug for easy storage and portability.

5. OPERATING INSTRUCTIONS

The UGREEN Nexode 140W charger intelligently distributes power across its ports. Understanding the power distribution is key to optimizing your charging experience.

Power Distribution Logic:

- **Single Port Usage:**

- USB-C1: Up to 140W (e.g., MacBook Pro 16")
 - USB-C2: Up to 100W
 - USB-A: Up to 22.5W
- **Two Ports Usage:**
 - USB-C1 + USB-C2: 65W + 65W (Total 130W)
 - USB-C1 + USB-A: 100W + 22.5W (Total 122.5W)
 - USB-C2 + USB-A: 100W + 22.5W (Total 122.5W)
 - **Three Ports Usage:**
 - USB-C1 + USB-C2 + USB-A: 65W + 45W + 22.5W (Total 132.5W)

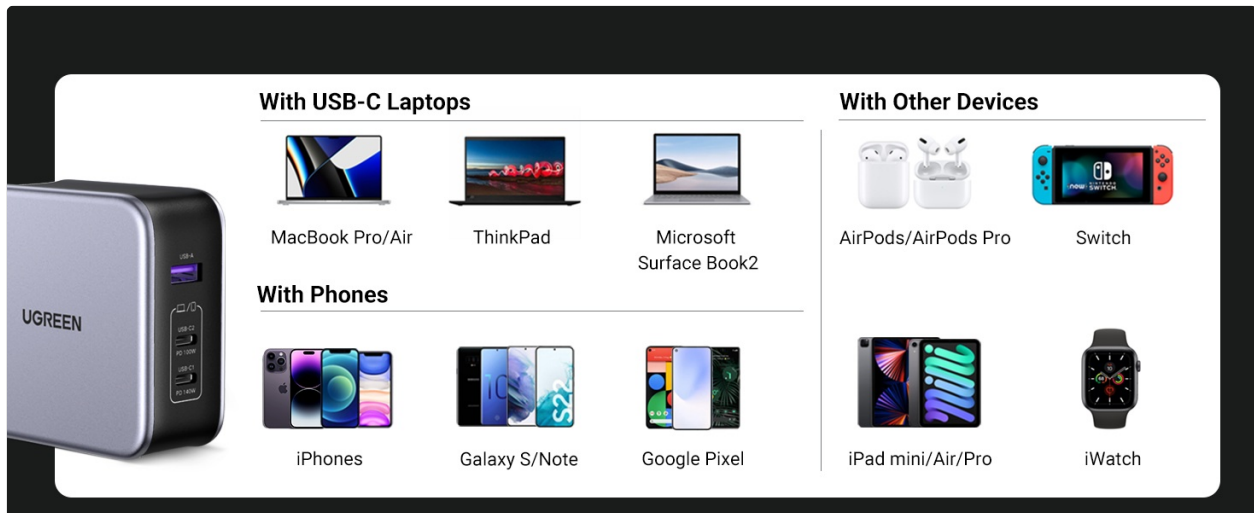


Figure 5.1: Visual representation of power distribution when charging one, two, or three devices simultaneously.

Important Notes:

- For 140W output, ensure your device and cable support PD 3.1.
- When charging low-power devices like smartwatches, it is recommended to use the USB-C port first or only the USB-A port. Avoid using USB-C2 and USB-A simultaneously if charging a smartwatch with USB-A.
- The charger's Power Dispenser System may briefly pause charging on other devices when a new device is plugged in, to intelligently re-allocate power. This is normal behavior.

Video 5.1: Official UGREEN video demonstrating the 140W USB C Charger's features and capabilities. This video highlights the charger's fast charging, multi-port functionality, and compact design.

6. COMPATIBILITY

The Nexode 140W Charger is broadly compatible with a wide range of devices:

- **Laptops:** MacBook Pro (16", 14", 13"), MacBook Air, iPad Pro (12.9", 10.5", 11"), iPad Mini Series, iPad Air Series, Microsoft Surface Book 2, ThinkPad.
- **Smartphones:** iPhone 15/15 Pro/15 Pro Max, iPhone 14/13 Mini/13 Pro/13 Pro Max, iPhone 12/12 Mini/12 Pro/12 Pro Max/XS/XS Max/XR/X/11/11 Pro/11 Pro Max/SE 2020/8 Plus/8, Samsung Galaxy S22 Ultra/S22 Plus/S22/S21+/S21/S21 Ultra/S21 FE/S20+/S20/S10/Note 20/Note 9/Note 8, Galaxy Z Fold/Z Flip, Google Pixel 6/5/4a/4 XL/4/3a/3a XL/3 XL, OnePlus 9 Pro/9/8T/8 Pro/8, Moto G100/Edge 20 Pro, Nexus 5X/6P, Sony Xperia Pro.
- **Other Devices:** AirPods Pro, Nintendo Switch, Steam Deck, Oculus.

Note: Lenovo Legion laptops are not supported for optimal charging with this device.

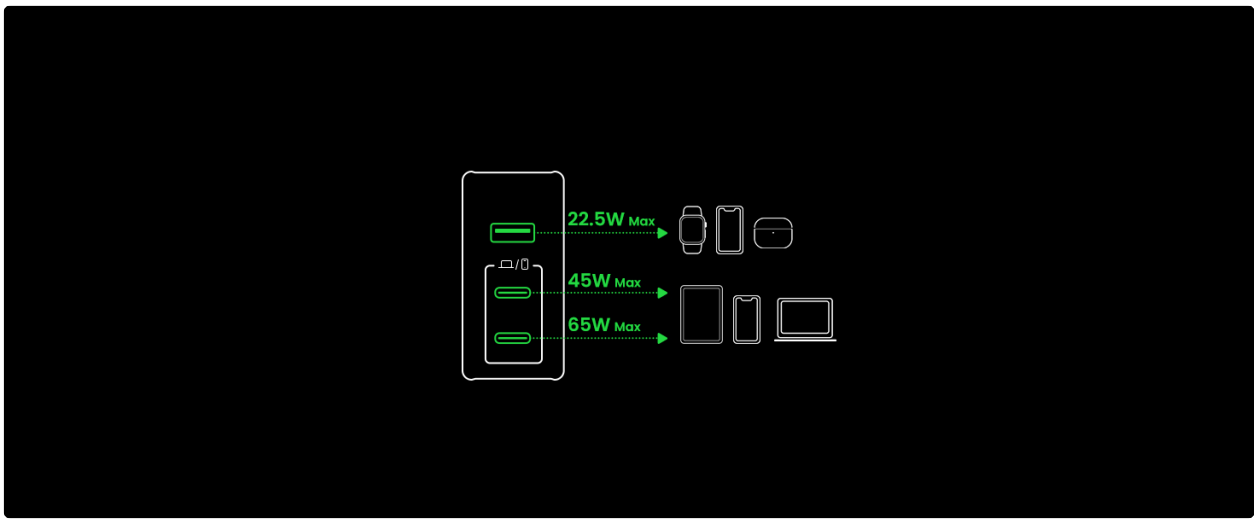


Figure 6.1: The UGREEN Nexode 140W charger supports a wide array of USB-C and USB-A powered devices.

7. SAFETY INFORMATION

Your safety and the longevity of your devices are paramount. The UGREEN Nexode 140W charger incorporates advanced safety features:

- **Thermal Guard System:** Continuously monitors the charger's temperature 800 times per second to prevent overheating and ensure stable operation.
- **Power Dispenser System:** Dynamically adjusts power output to each connected device, protecting their batteries from overcharging and extending their lifespan.
- **Multi-Protection Features:** Built-in safeguards against over-heat, over-voltage, over-current, and short circuits.
- **Flame Resistant Material:** Constructed with UL 94 V-0 rated flame-resistant polycarbonate material for enhanced safety.

General Safety Precautions:

- Do not expose the charger to liquids, extreme temperatures, or direct sunlight.
- Avoid dropping or subjecting the charger to strong impacts.
- Do not attempt to disassemble, repair, or modify the charger.
- Keep out of reach of children.
- Ensure proper ventilation when in use.

8. MAINTENANCE

To ensure optimal performance and longevity of your charger:

- Clean the charger regularly with a soft, dry cloth.
- Avoid using harsh chemicals or abrasive materials for cleaning.
- Store the charger in a cool, dry place when not in use.
- Ensure the foldable plug is retracted when storing or traveling to prevent damage.

9. TROUBLESHOOTING

If you encounter any issues with your UGREEN Nexode 140W charger, please refer to the following common troubleshooting steps:

- **Device not charging:**

- Ensure the charger is securely plugged into a working power outlet.
 - Verify that the charging cable is properly connected to both the charger and your device.
 - Try using a different charging cable or a different port on the charger.
 - Check if your device's charging port is clean and free of debris.
- **Slow charging:**
 - Ensure your device and cable support fast charging protocols (PD 3.1/PPS).
 - If multiple devices are connected, the power output per port may be reduced. Try charging fewer devices or using a higher-wattage port for critical devices.
 - Ensure the cable used is rated for the desired wattage (e.g., 240W cable for 140W charging).
- **Charger is hot:**
 - It is normal for the charger to become warm during high-power charging.
 - If the charger becomes excessively hot, disconnect it immediately and allow it to cool down. Ensure it is used in a well-ventilated area.

If the issue persists after trying these steps, please contact UGREEN customer support for assistance.

10. WARRANTY AND SUPPORT

UGREEN products come with a standard manufacturer's warranty. For specific warranty terms and conditions, please refer to the warranty information included in your product packaging or visit the official UGREEN website.

For technical support, product inquiries, or warranty claims, please contact UGREEN customer service through their official website or the contact information provided in your product documentation.