

Manuals+

[Q & A](#) | [Deep Search](#) | [Upload](#)

manuals.plus /

› [SCOORNEST](#) /

› [Wireless Security Camera SCOORNEST WiFi 1080P HD Battery Operated Home Camera Indoor Mini Camera with Night Vision Remote App Control User Manual](#)

SCOORNEST FDA MASK 95

SCOORNEST Wireless Security Camera User Manual

Model: FDA MASK 95

Brand: SCOORNEST

1. INTRODUCTION

This manual provides detailed instructions for the installation, operation, and maintenance of your SCOORNEST Wireless Security Camera. This compact, battery-operated camera is designed for indoor use, offering 1080P HD video, night vision, and remote monitoring capabilities via a mobile application. Please read this manual thoroughly before using the product to ensure proper function and safety.



Image: The SCOORNEST Wireless Security Camera discreetly placed in a living room, providing wide area surveillance.

2. PRODUCT FEATURES

The SCOORNEST Wireless Security Camera offers a range of features for effective home monitoring:

- **1080P HD Video:** Captures clear and detailed footage.
- **Wireless & Battery Operated:** Flexible placement without the need for constant power outlets.
- **Night Vision:** Provides clear monitoring in low-light or dark conditions.
- **Motion Detection:** Alerts you to detected movement, enhancing security.
- **Remote App Control:** Monitor and control the camera from your smartphone or tablet.
- **Multi-Scenario Use:** Suitable for monitoring homes, babies, pets, elderly care, and office spaces.

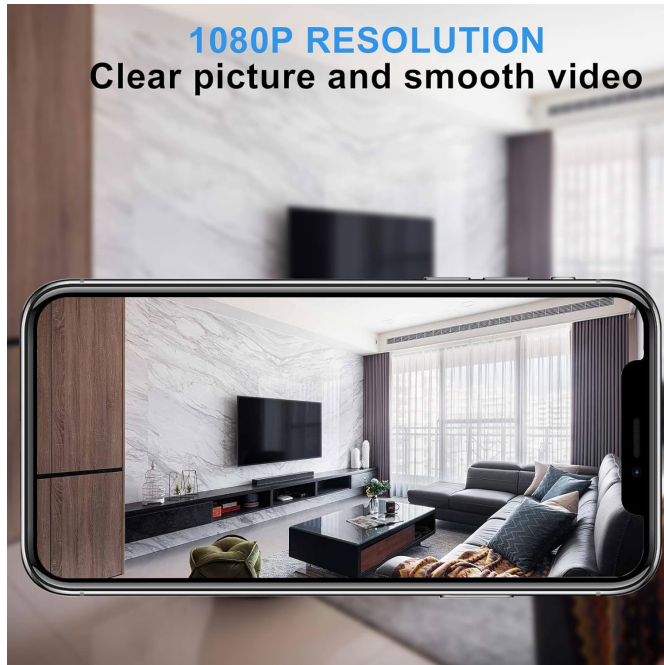


Image: Key features of the camera, including 1080P resolution, motion detection, WiFi connectivity, and wireless operation.



Image: Demonstration of the camera's 1080P resolution, providing clear and smooth video quality.

WIRELESS BATTERY OPERATED

Without any wires and flexible to be placed anywhere



Image: The camera's motion detection feature, sensitive to capture movement and trigger alerts.




Image: Comparison of day and night vision, illustrating the camera's ability to monitor in various lighting conditions.

3. SETUP GUIDE

Follow these steps to set up your SCOORNEST Wireless Security Camera:

1. **Charge the Camera:** Before first use, fully charge the camera using the provided USB cable. A red indicator light typically signifies charging, turning off or changing color when complete.
2. **Download the App:** Search for "HDwifiCamPro" in the App Store (iOS) or Google Play Store (Android) and install it on your smartphone.
3. **Power On the Camera:** Press and hold the power button until the indicator light turns on.
4. **Connect to Phone:** Open the HDwifiCamPro app. Follow the in-app instructions to connect the camera to your phone. This usually involves connecting to the camera's temporary Wi-Fi hotspot first, then configuring it to connect to your home 2.4GHz Wi-Fi network.
5. **Position the Camera:** Place the camera in your desired monitoring location. Its wireless design allows for flexible placement. Ensure it has a clear line of sight to the area you wish to monitor.

VOICE OF CUSTOMER

Super small size! It can be easily left in the corner of a bookshelf without being noticed as a security camera. It also has a slot for micro set card if you wish to add more storage for recording. The constructions are easy to follow and the total setup time was less than 5 minutes including downloading its own app. The wide angle lens enable it to cover the whole area from a corner.

Overall I'm happy with this camera.

---Nadine W.

Image: Visual guide for connecting the camera to your smartphone and home WiFi network.

4. OPERATING INSTRUCTIONS

Once your camera is set up, you can begin monitoring:

- **Live View:** Open the HDwifiCamPro app and select your camera to view the live video feed.
- **Recording:** The camera supports continuous recording or motion-activated recording. Ensure a microSD card (not included) is inserted for local storage, or utilize cloud storage options if available through the app.
- **Motion Alerts:** Enable motion detection in the app settings to receive notifications on your phone when movement is detected.
- **Night Vision Activation:** Night vision typically activates automatically in low-light conditions.
- **Remote Access:** As long as your camera is connected to Wi-Fi and your phone has internet access, you can view the live feed and manage settings from anywhere.



Image: Live monitoring of the camera feed on a smartphone.




Image: Example of using the camera for pet monitoring via the mobile app.



Image: The camera feed can be viewed on multiple devices, including laptops, tablets, and smartphones.

5. MAINTENANCE

To ensure the longevity and optimal performance of your camera:

- **Cleaning:** Gently wipe the camera lens and body with a soft, dry cloth. Avoid using harsh chemicals or abrasive materials.
- **Battery Care:** Recharge the camera regularly, especially if it's not connected to a continuous power source. Avoid fully depleting the battery frequently to prolong its lifespan.
- **Software Updates:** Check the HDwifiCamPro app periodically for firmware updates for your camera. Keeping the software updated can improve performance and security.
- **Storage:** If storing the camera for an extended period, ensure it is fully charged and stored in a cool, dry place.

6. TROUBLESHOOTING

If you encounter issues with your camera, refer to the following common problems and solutions:

Problem	Possible Cause	Solution
Camera not connecting to Wi-Fi	Incorrect Wi-Fi password; camera too far from router; 5GHz Wi-Fi network used.	Ensure correct 2.4GHz Wi-Fi password; move camera closer to router; ensure router supports 2.4GHz.
Poor picture quality	Dirty lens; insufficient lighting; weak Wi-Fi signal.	Clean the lens; ensure adequate lighting or rely on night vision; improve Wi-Fi signal strength.
Battery drains quickly	Frequent live viewing; continuous recording; high motion detection sensitivity.	Reduce live viewing time; use motion-activated recording; adjust motion detection sensitivity; keep camera plugged in if possible.
App not receiving notifications	App notifications disabled; motion detection off; phone in Do Not Disturb mode.	Check app notification settings; enable motion detection; disable Do Not Disturb.

If problems persist, please refer to the Warranty and Support section for contact information.



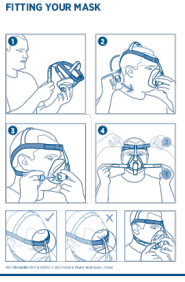


7. SPECIFICATIONS

Feature	Detail
Product Dimensions	3.98 x 2.4 x 1.46 inches
Item Weight	2.08 ounces
Model Number	FDA MASK 95
Brand	SCOORNEST
Lens Type	Wide Angle
Lens Design	Zoom
Focus Type	Manual Focus
Lens Coating Description	HD Coating
Date First Available	May 10, 2022

8. WARRANTY AND SUPPORT

SCOORNEST is committed to providing quality products and customer satisfaction. Your SCOORNEST Wireless Security Camera comes with a **one-year warranty** from the date of purchase. Additionally, we offer **lifetime after-sales service**. For any product-related inquiries, technical support, or warranty claims, please contact our customer service team. Refer to the product packaging or the official SCOORNEST website for the most current contact information. You can also find a PDF version of the Instructions for Use [here](#).

Related Documents - FDA MASK 95

	<p>SCOORNEST Hidden Devices Detector User Guide</p> <p>User guide for the SCOORNEST Hidden Devices Detector, covering product schematics, functions, basic parameters, operation methods, common questions, applicable people, scope of application, package, warranty, and contact information.</p>
	<p>Wireless Security Camera User Guide</p> <p>User guide for the Wireless Security Camera, covering setup, app installation, connection, functions, and troubleshooting.</p>
	<p>F&P Vitera Full Face Mask Use and Care Guide</p> <p>This guide provides comprehensive instructions for the Fisher & Paykel Healthcare F&P Vitera Full Face Mask, covering intended use, operating instructions, fitting, cleaning, assembly, technical specifications, warnings, and warranty information.</p>
	<p>7502 Half Face Respirator User Instructions</p> <p>Comprehensive user instructions for the 7502 Half Face Respirator, including assembly, usage, cleaning, and maintenance guidelines. This guide ensures proper use for effective protection against organic vapors and other contaminants.</p>
	<p>F&P Vitera CPAP Mask Sizing Guide and Measurements</p> <p>Comprehensive sizing guide for Fisher & Paykel Healthcare's Vitera full face CPAP mask, including instructions, measurements, and comparisons with Eson 2 and Simplus masks. Learn how to determine the correct mask size for optimal comfort and therapy.</p>



[STARSKIN® Sheet Masks and Sunset Strips™: Usage Instructions](#)

Comprehensive usage instructions for STARSKIN® sheet masks and the STARSKIN® Sunset Strips™ pore cleansing system. This guide provides step-by-step application, recommended usage frequency, and important precautions for optimal results.