

Alpine iLX-507

Alpine iLX-507 Multimedia Receiver User Manual

Model: iLX-507

INTRODUCTION

This manual provides comprehensive instructions for the installation, operation, and maintenance of your Alpine iLX-507 7" Multimedia Receiver. Please read this manual thoroughly before using the product to ensure proper and safe operation. Keep this manual for future reference.

The Alpine iLX-507 is a state-of-the-art digital multimedia receiver designed to enhance your in-car entertainment and connectivity. It features a 7-inch capacitive touchscreen display and offers seamless integration with modern smartphones through wireless Apple CarPlay and wireless Android Auto.

SETUP AND INSTALLATION

Proper installation is crucial for optimal performance and safety. It is recommended that installation be performed by a qualified professional.

Unboxing and Component Check

Before beginning installation, verify that all components are present in the packaging:

- Alpine iLX-507 Multimedia Receiver Unit
- Wiring Harness
- GPS Antenna
- Microphone
- Mounting Hardware
- User Manual (this document)

Wiring Connections

Connect the wiring harness to the vehicle's power, ground, speaker, and accessory wires according to the

wiring diagram provided with the unit. Ensure all connections are secure and properly insulated to prevent short circuits.

The iLX-507 supports various inputs and outputs, including USB for media playback and smartphone connectivity, and HDMI for external video sources.



Figure 1: Front view of the Alpine iLX-507 multimedia receiver displaying the radio interface with frequency selection and current song information.

Initial Power-On and Basic Settings

After installation, turn on your vehicle's ignition to power the unit. The initial setup wizard will guide you through basic configurations such as language, time, and region settings. Ensure the GPS antenna is positioned correctly for accurate time synchronization and navigation assistance.

OPERATING INSTRUCTIONS

Touchscreen Interface Navigation

The iLX-507 features a responsive 7-inch capacitive touchscreen. Navigate through menus and select functions by tapping icons. Swipe gestures may be used for scrolling lists or changing screens.



Figure 2: The main menu screen of the iLX-507, showing icons for Radio, SiriusXM, USB, Music, Auxiliary, HDMI, Bluetooth Audio, Dash Cam, Vehicle Info, Phone, Apple CarPlay, and Android Auto.

Wireless Apple CarPlay and Android Auto

The iLX-507 supports both wired and wireless Apple CarPlay and Android Auto. To connect wirelessly, ensure Bluetooth is enabled on your smartphone and pair it with the receiver. Once paired, select the respective CarPlay or Android Auto icon on the receiver's screen to initiate the connection.

- **Apple CarPlay:** Access navigation, make calls, send and receive messages, and listen to music directly from your iPhone.
- **Android Auto:** Utilize Google Maps, make calls, send messages, and control music from your Android device.



Figure 3: A visual comparison demonstrating the user interfaces for both Apple CarPlay and Android Auto as displayed on the Alpine iLX-507 screen.

Bluetooth Hands-Free Calling and Audio Streaming

Pair your smartphone via Bluetooth for hands-free calling and wireless audio streaming. Access your phone's contact list, dial numbers, and manage calls directly from the receiver's screen. Stream music from your device's library or supported apps like Pandora, Spotify, and Tidal.

Audio Settings and Equalizer

The iLX-507 offers extensive audio customization options. Access the audio settings menu to adjust bass, treble, balance, fader, and subwoofer levels. Utilize the built-in equalizer for precise sound tuning to match your preferences and vehicle acoustics.



Figure 4: The audio settings screen of the Alpine iLX-507, showing options for MediaXpander, battery voltage display, sound presets, bass/treble adjustments, and time correction settings.

MAINTENANCE

Cleaning the Display

To clean the capacitive touchscreen, gently wipe it with a soft, lint-free cloth. For stubborn smudges, dampen the cloth slightly with water or a screen-safe cleaner. Avoid using abrasive materials or harsh chemicals, as these can damage the screen coating.

Software Updates

Alpine periodically releases software updates to improve performance, add features, or address issues. Check the official Alpine website for the latest firmware updates for your iLX-507 model. Follow the provided instructions carefully when performing updates, typically involving a USB drive.

TROUBLESHOOTING

This section addresses common issues you might encounter with your Alpine iLX-507. For problems not listed

here, please contact Alpine customer support.

Problem	Possible Cause	Solution
Unit does not power on.	Incorrect wiring, blown fuse, vehicle ignition off.	Check power and ground connections. Inspect vehicle fuses. Ensure ignition is on.
No audio output.	Speaker wires disconnected, volume too low, mute activated, incorrect source selected.	Verify speaker connections. Increase volume. Check mute status. Select correct audio source.
Wireless CarPlay/Android Auto not connecting.	Bluetooth off on phone/unit, phone not paired, interference.	Ensure Bluetooth is on and paired. Forget device on both ends and re-pair. Move phone closer to unit.
Touchscreen unresponsive.	Temporary software glitch, extreme temperature.	Restart the unit (turn vehicle off and on). Allow unit to reach normal operating temperature.

SPECIFICATIONS





Feature	Detail
Model Number	ILX-507
Display	7" Capacitive Touchscreen
Connectivity	Wireless Apple CarPlay, Wireless Android Auto, Bluetooth, USB, HDMI
Audio Output Mode	Stereo, Mono
Surround Sound Channel Configuration	5.1 or 7.1
Dimensions (Product)	12 x 12 x 12 inches
Weight (Item)	5 pounds
Date First Available	March 18, 2022



WARRANTY AND SUPPORT

For warranty information, please refer to the warranty card included with your product or visit the official Alpine website. Alpine provides customer support for technical assistance, troubleshooting, and service inquiries. For the most up-to-date support resources, including FAQs and contact information, please visit the [Alpine Support Page](#).

© 2024 Alpine. All rights reserved.

Related Documents - iLX-507

	<p>Alpine iLX-W670 7-Inch Audio/Video Receiver Owner's Manual</p> <p>This is the official owner's manual for the Alpine iLX-W670 7-inch audio/video receiver. It provides detailed instructions on installation, operation, setup, features like Apple CarPlay and Android Auto, Bluetooth connectivity, SiriusXM, and troubleshooting. Register your product at www.alpine-usa.com/registration for updates and news.</p>
	<p>Alpine iLX-W670 7-Inch Audio/Video Receiver Quick Reference Guide</p> <p>Explore the features and operations of the Alpine iLX-W670 7-inch audio/video receiver with this comprehensive quick reference guide. Learn about installation, connectivity, Apple CarPlay, Android Auto, radio, USB, iPod, Bluetooth, and more.</p>
	<p>Alpine iLX-F511/iLX-F509/iLX-507 Software Update Procedure & Guide</p> <p>Step-by-step guide to updating the firmware (v2.0.000) for Alpine iLX-F511, iLX-F509, iLX-507, i509-WRA-JK, and i509-WRA-JL multimedia receivers. Includes formatting, copying, installation, and troubleshooting.</p>
	<p>Alpine iLX-W770 7-Inch Audio/Video Receiver Owner's Manual</p> <p>Comprehensive owner's manual for the Alpine iLX-W770 and ILXW770M 7-inch digital multimedia receiver. Get detailed guides on installation, operation, setup, features like Apple CarPlay, Android Auto, Bluetooth, and SiriusXM, plus specifications.</p>

	<p>Alpine Multimedia Receiver Software Update Procedure for iLX-F511, iLX-F509, iLX-507, i509-WRA-JK, i509-WRA-JL</p> <p>Detailed instructions for updating the firmware on Alpine multimedia receivers, including models iLX-F511, iLX-F509, iLX-507, i509-WRA-JK, and i509-WRA-JL to version 1.1.280. Covers formatting USB drives, copying update files, performing the update, and troubleshooting common issues.</p>
	<p>Alpine iLX-W670S 7-Inch Audio/Video Receiver Owner's Manual</p> <p>User manual for the Alpine iLX-W670S 7-inch digital multimedia receiver, detailing installation, operation, Apple CarPlay, Android Auto, Bluetooth, and specifications for enhanced in-car entertainment.</p>