

manuals.plus /

- › [Hot Wheels](#) /
- › [Hot Wheels Monster Trucks Battitude FYJ44 Instruction Manual](#)

Hot Wheels FYJ44

Hot Wheels Monster Trucks Battitude FYJ44 Instruction Manual

Model: FYJ44

INTRODUCTION

This manual provides essential information for the safe and proper use of your Hot Wheels Monster Trucks Battitude. Please read these instructions carefully before use and retain them for future reference.

PRODUCT OVERVIEW



Image: Hot Wheels Monster Trucks Battitude, model 41/75, from the Beast Bashers series, packaged with a "Plus Connect and Crash Car" accessory. The truck features a purple and red design with flame decals, large black tires with blue rims, and a green connectable crash car accessory.

The Hot Wheels Monster Trucks Battitude is a die-cast metal body monster truck, part of the 2022 collection. It is designed for children aged 3 and above. This model, 41/75 in the Beast Bashers series, includes a unique "Connect and Crash Car" feature for enhanced play.

[REDACTED]

Video: An overview of a Hot Wheels Monster Truck, demonstrating its features and play potential. This video provides a

SETUP

- Unboxing:** Carefully remove the Monster Truck and the "Connect and Crash Car" from the packaging. Ensure all components are present.
- Inspection:** Before play, inspect the truck and car for any damage or loose parts.
- Connecting the Crash Car:** The "Connect and Crash Car" accessory is designed to attach to the rear of the Monster Truck. Align the connection points and gently push until it clicks into place.

OPERATING

- Basic Play:** The Monster Truck is a push-along toy. Simply push it forward or backward on a flat surface.
- Crash Action:** When the "Connect and Crash Car" is attached, impact with an obstacle or another toy can trigger a "crash" effect, where the car detaches or breaks apart (depending on the specific accessory design).
- Stunts:** The large wheels and robust design allow for various stunts and jumps. Always ensure a safe play area.

MAINTENANCE

- Cleaning:** Wipe the toy with a damp cloth to remove dust and dirt. Do not immerse in water.
- Storage:** Store the toy in a dry, cool place away from direct sunlight to prevent material degradation.
- Avoid Harsh Chemicals:** Do not use abrasive cleaners or solvents, as these can damage the finish and materials.

TROUBLESHOOTING

This product is a simple mechanical toy and typically does not require complex troubleshooting. However, if you encounter issues:

- Wheels Not Rolling Smoothly:** Check for any debris or hair caught in the axles. Gently remove any obstructions.
- Accessory Not Connecting:** Ensure the connection points are clean and free from damage. Apply gentle, even pressure when attaching.

SPECIFICATIONS

Feature	Detail
Brand	Hot Wheels
Model Number	FYJ44
ASIN	B09ZVPPFK3
Manufacturer	Mattel
Package Dimensions	6.42 x 5.55 x 2.2 inches
Item Weight	4.9 ounces

Recommended Age	3+ years
Material	Die-Cast Metal Body

WARRANTY

This Hot Wheels Monster Truck is **Guaranteed For Life**. For detailed information regarding the limited lifetime warranty, please refer to the official Hot Wheels website or contact Mattel customer support. Proof of purchase may be required for warranty claims.

SUPPORT




For further assistance, product inquiries, or to report any issues, please contact Mattel Customer Service. Visit the official Hot Wheels website for contact information and frequently asked questions.




- [Official Hot Wheels Website](#)
- [Mattel Customer Service](#)



© 2023 Hot Wheels. All rights reserved. Mattel, Inc.

Related Documents - FYJ44

	<p>Hot Wheels Monster Trucks Track Set: Assembly and Play Instructions</p> <p>Comprehensive guide to assembling and playing with the Hot Wheels Monster Trucks track set. Includes step-by-step instructions, parts list, battery installation, play modes, and important safety warnings.</p>
	<p>Hot Wheels Monster Trucks Loop-And-Flip Trophy Challenge Playset - Safety Information</p> <p>Official safety and assembly instructions for the Hot Wheels Monster Trucks Loop-And-Flip Trophy Challenge Playset (#JBX64). Adult assembly required. Not suitable for children under 36 months. Learn more at service.mattel.com.</p>
	<p>Hot Wheels RC Monster Trucks Unstoppable Tiger Shark User Manual and Instructions</p> <p>Comprehensive user manual and instructions for the Hot Wheels RC Monster Trucks Unstoppable Tiger Shark. Learn how to set up, charge, pair, drive, and perform stunts with your RC vehicle. Includes safety tips and battery information.</p>

	<p>Hot Wheels Monster Trucks Sharks vs Dinos Track Set - Assembly and Play Instructions</p> <p>Detailed assembly and play instructions for the Hot Wheels Monster Trucks Sharks vs Dinos Track Set. Learn how to build the track, launch your monster trucks, and conquer the dragon. Includes setup, play modes, and important notes.</p>
	<p>Hot Wheels Monster Trucks Scorpion Sting Raceway Playset: Assembly and Play Instructions</p> <p>Official assembly and play instructions for the Hot Wheels Monster Trucks Scorpion Sting Raceway playset. Learn how to build the track, install batteries, and play with the monster truck and scorpion features. Includes troubleshooting tips.</p>
	<p>Hot Wheels Monster Truck Remote Control Vehicle: Setup and Operation Guide</p> <p>Comprehensive instructions for setting up, pairing, and operating the Hot Wheels Monster Truck remote control vehicle, including battery installation, driving tips, and stunt execution. Features detailed steps and diagrams.</p>