

## Profile P4INAASSTSS

# GE Profile Opal 1.0 Nugget Ice Maker User Manual

**Brand:** Profile | **Model:** P4INAASSTSS

## PRODUCT OVERVIEW

The GE Profile Opal 1.0 Nugget Ice Maker is a countertop appliance designed to produce chewable, crunchy nugget ice. This ice is made from compacted ice flakes, offering a unique texture suitable for various beverages. The machine is capable of producing up to 34 pounds of ice per day, with the first batch available in 20 minutes or less. Its large-capacity bin can hold up to 48 ounces of ice, ensuring a continuous supply. For extended use, an optional side water tank is available to significantly increase ice production without frequent refills. The unit also integrates smart features, allowing users to monitor device status and schedule ice production via the SmartHQ™ app, with voice control capabilities through Alexa and Google.

## Key Features

- **OPAL NUGGET ICE, THE GOOD ICE:** Serve up chewable, crunchable, craveable nugget ice that's ready fast and retains its flavor, unlike traditional hard cubes. Refreshing nugget ice is made from compacted ice flakes and is perfect for cocktails, sodas and other beverages.
- **34 POUNDS OF ICE PER DAY:** Begin enjoying your first batch of ice in 10 minutes. Never run out of nugget ice thanks to a large capacity ice maker that makes one pound of fresh ice per hour and holds up to 3 lbs at a time.
- **SUPERIOR CAPACITY:** Never run out of nugget ice with a large capacity ice maker that holds up to 3 lbs at a time.
- **OPTIONAL REFILLABLE SIDE WATER TANK:** Don't miss a moment of your party for water refills. Always have nugget ice on-hand thanks to a large, built-in water tank that holds over a half gallon of fresh water. Side tank sold separately.

## SETUP

### Unboxing

Carefully remove all packaging materials. Ensure all components are present before discarding packaging. The box should contain the Ice Maker, Drip Tray, and Ice Scoop.

### Placement

Place the ice maker on a stable, level countertop. Ensure there is adequate clearance around the unit for proper ventilation. The dimensions of the unit are approximately 17.3 inches deep, 9.67 inches wide, and 17.1 inches high.



# Normal Operating Sounds

GE Profile™ Opal Nugget Ice Maker is a small appliance that makes sound similar to a refrigerator ice maker.

Figure 1: Product Dimensions for optimal placement.





Figure 2: Front view of the GE Profile Opal 1.0 Nugget Ice Maker.

## OPERATION

---

### Making Ice

To begin making ice, ensure the unit is plugged in and the water reservoir is filled to the MAX fill line with potable water. The ice maker can produce its first batch of nugget ice in as little as 10 minutes and continues to make approximately one pound of ice per hour, holding up to 3 pounds at a time. The unit automatically reprocesses melted ice, ensuring a continuous supply.





Figure 3: Rapid ice production, with fresh ice ready in 10 minutes.



Figure 4: The ice bin holds up to 3 lbs of nugget ice.



Ice bin has  
**INTEGRATED  
DESIGN**  
to hold scoop

Figure 5: The ice bin features an integrated design to securely hold the ice scoop.


### Official Product Video: Rapid Ice Production

Video 1: This video demonstrates the rapid ice production capabilities of the GE Profile Opal 1.0 Nugget Ice Maker, showcasing how quickly it can produce chewable nugget ice.

### Optional Side Water Tank

For increased ice production and fewer water refills, an optional side water tank can be attached. This tank holds over half a gallon of fresh water, significantly extending the time between refills.





## Versatile Addition to Any Home

GE Profile™ Opal Nugget Ice Maker is a versatile addition to any home including home bar, home gym, basement, & more.

Figure 6: The optional side tank provides more ice with less frequent refills.

### Normal Operating Sounds

The GE Profile Opal Nugget Ice Maker is a small appliance that produces sounds similar to a refrigerator ice maker during operation. These sounds are normal and indicate the unit is functioning correctly.



Figure 7: The ice maker produces normal operating sounds during ice production.

## MAINTENANCE

Regular cleaning and descaling are crucial to ensure your GE Profile Opal Ice Maker continues to produce fresh-tasting ice and performs optimally. The cleaning and descaling schedule may need to be adjusted based on your local water hardness and how frequently you make ice.

### Cleaning and Descaling Frequency

- **Sanitize:** Recommended once per week.
- **Descal:** Recommended every 2-3 weeks, or more frequently in areas with very hard water.





# The Good Ice.

Enjoy restaurant-quality, crave-able, chewable nugget ice in your own home.

Figure 8: Press the 'Clean' button to initiate the cleaning cycle.



Figure 9: Hard water can impact your ice maker, requiring more frequent descaling.

## Official Product Video: Cleaning and Descaling

Video 2: This video provides a detailed guide on how to clean and descale your GE Profile Opal 1.0 Ice Maker, ensuring optimal performance and ice quality.

## TROUBLESHOOTING

If you encounter any issues with your GE Profile Opal 1.0 Nugget Ice Maker, please refer to the comprehensive user manual (PDF) for detailed troubleshooting steps and solutions. Common issues may include problems with ice production, unusual noises, or cleaning alerts.

## SPECIFICATIONS

Brand	Profile
Model Name	GE Profile Opal Nugget Ice Maker with Side Tank
Product Dimensions	17.3"D x 9.67"W x 17.1"H
Capacity	3 Pounds
Wattage	3.5E+2
Voltage	120 Volts




Refrigerant	R600a
Manufacturer	GE Profile
UPC	084691897880
Material	Stainless Steel
Item Weight	37 pounds
Installation Type	Countertop, Built-In
Special Features	Rapid Production, Fresh and Filtered Ice
Color	Stainless Steel
Included Components	Ice Maker, Drip Tray, Ice Scoop

## WARRANTY AND SUPPORT

For detailed warranty information, product support, and a complete user guide, please refer to the official user manual available as a PDF document. This document contains comprehensive instructions for setup, operation, maintenance, and troubleshooting.

User Manual (PDF): [Download Here](#)

### Related Documents - P4INAASSTSS

	<p><a href="#">Profile OPAL 2.0 Ice Maker User Manual and Safety Guide</a></p> <p>Comprehensive user manual for the Profile OPAL 2.0 Ice Maker, covering safety instructions, operation, cleaning, installation, troubleshooting, and product specifications. Learn how to make nugget ice with your Opal ice maker.</p>
	<p><a href="#">Profile Mobiele Airco 9000BTU Handleiding</a></p> <p>Ontdek de Profile Mobiele Airco 9000BTU met deze uitgebreide handleiding. Leer over installatie, bediening, onderhoud en veiligheidsvoorschriften voor optimale prestaties.</p>
	<p><a href="#">Profile 545142002 Table Fan User Manual and Instructions</a></p> <p>Official user manual for the Profile 545142002 table fan, providing assembly, operation, maintenance, safety, and warranty information.</p>



<div><div><div>Technische informatie en handleidingen</div><div>Profile</div><div>12</div></div><div><div>HANDLEIDING</div><div></div><div>TAFELVENTILATOR MET LUCHTBEVOCHTIGER</div><div></div></div></div>	<p><a href="#">Profile Tafelventilator met Luchtbevochtiger Handleiding</a></p> <p>Gedetailleerde handleiding voor de Profile tafelventilator met luchtbevochtiger (model F12-BLA). Leer over installatie, gebruik, veiligheid, onderhoud en probleemoplossing.</p>
<div><div><div>Technische informatie en handleidingen</div><div>Profile</div><div>633202511</div></div><div><div></div><div><div>633202511</div><div>Resin Cable Joint Kit</div></div></div></div>	<p><a href="#">Profile 633202511 Resin Cable Joint Kit Installation Guide</a></p> <p>Installation instructions and details for the Profile 633202511 resin cable joint kit, designed for secure and waterproof cable connections. Includes multilingual guidance.</p>
<div><div><div>Technische informatie en handleidingen</div><div>Profile</div><div>418300100</div></div><div><div></div><div><div>418300100</div><div>Dubbel Stopcontact met Timer &amp; Spies</div></div></div></div>	<p><a href="#">Profile Dubbel Stopcontact met Timer &amp; Spies Gebruiksaanwijzing</a></p> <p>Gebruiksaanwijzing voor het Profile Dubbel Stopcontact met Timer &amp; Spies (Ref. 418300100). Bevat technische specificaties, programmeerinstructies, gebruiksaanwijzing, garantievoorwaarden en conformiteitsverklaring.</p>