

Monster Adventurer Max

Monster Adventurer Max Portable Bluetooth Speaker User Manual

Model: Adventurer Max | Brand: Monster

INTRODUCTION

Thank you for choosing the Monster Adventurer Max Portable Bluetooth Speaker. This speaker is designed to deliver powerful, high-fidelity audio with exceptional portability and durability. Featuring IPX7 waterproofing, 100W stereo sound with dual subwoofers, and extended battery life, it is perfect for both indoor and outdoor environments. This manual provides essential information for setting up, operating, and maintaining your speaker to ensure optimal performance and longevity.



Figure 1: Monster Adventurer Max Portable Bluetooth Speaker with shoulder strap.

The image displays the Monster Adventurer Max speaker, a black, cylindrical portable Bluetooth speaker with a sturdy handle and an attached shoulder strap, designed for easy transport.

SAFETY INFORMATION

- Do not expose the speaker to extreme temperatures or direct sunlight for prolonged periods.
- Ensure all ports are securely closed before exposing the speaker to water to maintain IPX7 waterproof rating.
- Avoid dropping or subjecting the speaker to strong impacts.
- Do not attempt to disassemble, repair, or modify the speaker yourself. Contact qualified service personnel for assistance.
- Keep the speaker away from medical devices, as its magnetic components may interfere with pacemakers or other medical equipment.
- Use only the provided charging cables and power adapters to prevent damage to the battery and speaker.

## PACKAGE CONTENTS

Please check the package contents upon unboxing to ensure all items are present:

- Monster Adventurer Max Bluetooth Speaker (x1)
- USB-C Charging Cable (x2)
- AUX Cable (x1)
- Baldric (Shoulder Strap) (x1)
- Quick Start Guide (x1)



Figure 2: Included accessories and speaker dimensions.

This image illustrates the speaker's dimensions (15.7in length, 8.4in height, 6.2in depth) and displays the included accessories: two USB-C cables, one AUX-in cable, a shoulder belt, and the user manual.

## PRODUCT OVERVIEW

### Controls and Ports

Familiarize yourself with the various controls and ports on your Monster Adventurer Max speaker:




Figure 3: Top Panel Controls.

This diagram shows the top panel buttons: 1. Power On/Off, 2. Bluetooth Mode, 3. Volume + / Next Track, 4. MFB (Multi-Function Button for Pause/Play/Indoor/Outdoor Audio Switch), 5. Volume - / Previous Track.



Figure 4: Rear Panel Ports.

This diagram illustrates the rear panel ports: 1. USB-C Charging, 2. Reset Button, 3. AUX-in, 4. MIC-in, 5. USB-in Port, 6. SD Card Slot.

### Internal Components

The Monster Adventurer Max is equipped with high-performance audio drivers for superior sound quality.





Figure 5: High-Performance Driver System.

This image shows a cutaway view of the speaker, highlighting its internal audio components: two tweeters and two subwoofers, designed to provide clear stereo sound and rich bass.

## SETUP

---

### Charging the Speaker

Before first use, fully charge the speaker. The built-in 4000mAh battery provides up to 24 hours of playtime at 50% volume. A full charge takes approximately 3 hours.

1. Connect one end of the provided USB-C charging cable to the USB-C Charging port on the speaker.
2. Connect the other end of the cable to a compatible USB power adapter (not included) or a computer's USB port.
3. The charging indicator light will illuminate during charging and turn off when fully charged.



Figure 6: Charging the Monster Adventurer Max speaker.

The image shows the Monster Adventurer Max speaker on a wooden table, connected via a USB-C cable to a power source, indicating it is charging.

### Power On/Off

- To power on, press and hold the Power On/Off button (1) on the top panel until the indicator light illuminates.
- To power off, press and hold the Power On/Off button (1) again until the indicator light turns off.

## OPERATING INSTRUCTIONS

---

### Bluetooth Pairing

The speaker uses Bluetooth 5.0 technology for fast and stable signal transmission up to 100 feet.

1. Ensure the speaker is powered on and in Bluetooth pairing mode (the Bluetooth indicator light will be blinking). If not, press the Bluetooth Mode button (2) to enter pairing mode.
2. On your device (smartphone, tablet, laptop), enable Bluetooth and search for available devices.
3. Select "Monster Adventurer Max" from the list of devices.
4. Once connected, the Bluetooth indicator light will become solid, and you will hear an audible confirmation.






Figure 7: Bluetooth Connectivity.

This image shows the Monster Adventurer Max speaker with a smartphone, illustrating its Bluetooth connectivity feature. Icons for AUX and USB are also visible, indicating multiple playback modes.

## Multiple Playback Modes

The speaker supports various audio input options:

- **Bluetooth 5.0:** Wireless connection for streaming audio from your devices.
- **AUX Input:** Connect external audio devices using the provided 3.5mm AUX cable to the AUX-in port (3).
- **Micro SD Card:** Insert a Micro SD card into the SD Card Slot (6) to play audio files directly.
- **USB Input:** Connect a USB drive to the USB-in Port (5) to play audio files.
- **Microphone Input:** Connect a microphone to the MIC-in port (4) for karaoke or public speaking.

## TWS (True Wireless Stereo) Mode

You can connect two Monster Adventurer Max speakers together for an immersive stereo sound experience.

1. Ensure both speakers are powered on and not connected to any Bluetooth device.
2. On one speaker, press and hold the Bluetooth Mode button (2) for 3 seconds until you hear a prompt indicating TWS pairing mode.
3. Repeat the same step on the second speaker.



4. The speakers will automatically connect to each other. Once connected, the Bluetooth indicator on the primary speaker will blink slowly, and the secondary speaker's indicator will be solid.
5. Now, connect your device to the primary speaker via Bluetooth as described in the "Bluetooth Pairing" section.

## Indoor/Outdoor Sound Mode

The speaker features an adjustable sound mode for optimal performance in different environments.

- To switch between Indoor and Outdoor sound modes, press and hold the MFB (Multi-Function Button) (4) on the top panel.
- The speaker will provide an audible confirmation of the mode change.



Figure 8: IPX7 Waterproofing.

This image shows the Monster Adventurer Max speaker partially submerged in water, demonstrating its IPX7 waterproof rating, suitable for outdoor and poolside use.

## MAINTENANCE

- Clean the speaker with a soft, damp cloth. Do not use abrasive cleaners or solvents.
- Ensure all port covers are sealed when not in use, especially before exposing the speaker to water or dust.
- Store the speaker in a cool, dry place when not in use for extended periods.
- Charge the battery at least once every three months to maintain battery health if not used regularly.

## TROUBLESHOOTING

Problem	Possible Cause	Solution
Speaker does not power on.	Battery is low or depleted.	Charge the speaker fully using the provided USB-C cable.
Cannot pair via Bluetooth.	Speaker is not in pairing mode; device Bluetooth is off; too far from speaker.	Ensure speaker is in pairing mode (blinking Bluetooth light). Turn on Bluetooth on your device. Move device closer to speaker (within 100 feet).
No sound from speaker.	Volume is too low; incorrect input mode selected; device not playing audio.	Increase speaker and device volume. Ensure correct input mode (Bluetooth, AUX, etc.) is selected. Check if audio is playing on the connected device.
Sound distortion.	Volume too high; audio source quality is poor.	Lower the volume. Try a different audio source or file.
TWS pairing failed.	Speakers are already connected to a device; incorrect pairing procedure.	Disconnect both speakers from any Bluetooth devices. Follow the TWS pairing instructions carefully. Ensure both speakers are Adventurer Max models.

## SPECIFICATIONS

Feature	Detail
Model Name	Adventurer Max
Brand	Monster
Speaker Type	Built-In (2 Subwoofers, 2 Tweeters)
Connectivity Technology	Bluetooth 5.0, AUX, Micro SD Card, USB, Microphone Input
Speaker Maximum Output Power	100 Watts (120W peak)
Audio Output Mode	Stereo
Battery Capacity	4000mAh
Playtime	Up to 24 hours (at 50% volume)
Charging Time	Approx. 3 hours
Waterproof Rating	IPX7
Bluetooth Range	Up to 100 feet
Product Dimensions (L x W x H)	13.54"D x 5.63"W x 7.52"H
Item Weight	9.35 Pounds
Color	Golden
UPC	810079707904





## WARRANTY AND SUPPORT




The Monster Adventurer Max Portable Bluetooth Speaker comes with a limited warranty. For specific warranty terms and conditions, please refer to the Quick Start Guide included in your package or visit the official Monster website. If you encounter any issues with your speaker or require technical assistance, please contact Monster customer support. Contact information can typically be found in the Quick Start Guide or on the official Monster brand website. For additional information and support, you may visit the[Monster Store on Amazon](#).



Related Documents

	<p><a href="#">Monster DNA MAX Bluetooth Speaker: User Manual and Specifications</a></p> <p>Comprehensive guide to the Monster DNA MAX portable Bluetooth speaker, covering functions, pairing, charging, Monster Share™ Party Mode, product specifications, safety, and compliance.</p>
	<p><a href="#">Monster DNA MAX Wireless Speaker User Manual</a></p> <p>Comprehensive user manual for the Monster DNA MAX wireless speaker, detailing setup, functions, Bluetooth pairing, charging options, and the Monster Share™ Party Mode. Includes product specifications and important safety information.</p>
	<p><a href="#">Monster DNA ONE Portable Bluetooth Speaker User Manual and Features</a></p> <p>Comprehensive user manual for the Monster DNA ONE portable Bluetooth speaker, detailing features, operation, charging, and safety information. Learn about its IP67 rating, Monster Share™ technology, and Pure Monster Sound.</p>
	<p><a href="#">Monster ICON Quick Start Guide: Connect, Pair, and Sync</a></p> <p>A quick start guide for the Monster ICON portable Bluetooth speaker, covering power and charging, manual Bluetooth pairing, and EZ-SYNC wireless connection for two speakers.</p>

Documents - Monster – Adventurer Max



[\[pdf\] Guide](#)

Nintendo Entertainment System Manuals NES Dragon Warrior USA Adventure Guide text Free Download Borrow and Streaming Internet Archive archive org NESManuals |||

r 4 1 \*\*\* \* .1 : This chart will help you on your quest It shows you how many experience points you need to advance to the next level, as well as the suggested area you should be visiting

er Levej Max HP/Max MP Direc,io ol Wwenture E Goal Best Monsters To Suggested Weapons Arninr and Shield 1S HP/0 MP 22...

lang:en score:31 filesize: 482.85 K page\_count: 2 document date: 2018-12-10



[\[pdf\]](#) Instructions Guide

Travelling Scribe GP 180 EN magento luzerne s3 amazonaws user guide |||

Table of Contents TABLE OF CONTENTS

INTRODUCTION .....

lang:i-kl Klingon **score:21** filesize: 12.62 M page\_count: 189 document date: 2013-01-21



[\[pdf\]](#) User Manual

Your Sinclair 011 2021 07 06 — Instant computer news Hardware and PACKAGE Tape 1 plus 2 20 Page Manual in Video sent : terrible duo off search archive org |||

Footballer of the Year The game to answer every boyhood dream - the chance to make it to the very top football stardom. Starting on your path to glory as a 17 year old apprentice with a / Fourth Division team and only 500 and 10 goal / scoring cards in your pockets, the footballing / world is...

lang:en **score:9** filesize: 38.86 M page\_count: 116 document date: 2020-05-30