

## Campus SL-405A

# Campus Men's SL-405A Flip-Flops User Manual

Model: SL-405A

## 1. PRODUCT OVERVIEW

The Campus Men's SL-405A Flip-Flops are designed for comfort and durability, suitable for daily wear. They feature a lightweight construction and a slip-resistant sole for secure movement.



Image: Close-up view of the navy Campus SL-405A flip-flop, highlighting the strap and sole texture.

## 2. KEY FEATURES

- Reliable Footwear:** Constructed with a PU upper and EVA material, these flip-flops are flexible, lightweight, and resistant to wear.
- Enhanced Breathability:** The slip-on design and air holes in the thong straps promote airflow, keeping feet comfortable.
- Secured Movement:** A specially patterned, slip-resistant sole enhances grip and traction, reducing the risk of accidental falls.
- Versatile Design:** The minimal design makes these flip-flops suitable for various daily activities and appealing to men of all ages.



Image: A pair of Campus SL-405A flip-flops in brown, showcasing the overall design.

## 3. USAGE INSTRUCTIONS

The Campus SL-405A flip-flops are designed for casual daily wear. Simply slide your feet into the thong straps for a comfortable fit.

### 3.1. Proper Fit

Ensure the flip-flops fit snugly but comfortably. Your toes should not extend significantly beyond the front edge, and your heel should rest within the back edge of the sole.

Image: Side profile of a brown Campus SL-405A flip-flop, illustrating its ergonomic shape.

## 4. CARE AND MAINTENANCE

To ensure the longevity and appearance of your Campus SL-405A flip-flops, follow these simple care instructions:

- **Cleaning:** Wash with warm water and a mild soap. Gently scrub any soiled areas.
- **Drying:** Allow the flip-flops to air dry completely in a shaded area. Avoid direct sunlight or heat sources, as this may damage the material.
- **Storage:** Store in a cool, dry place when not in use.
- **Avoid Harsh Chemicals:** Do not use strong detergents, bleach, or abrasive cleaners, as these can degrade the PU and EVA materials.

Image: Detailed view of the strap and sole texture of a brown Campus SL-405A flip-flop, showing material quality.

## 5. SIZING INFORMATION

Refer to the size chart below to find the appropriate size for your Campus SL-405A flip-flops. Measurements are approximate and intended as a guide.

Men's Footwear Size Chart (IN Regular)

| Brand Size | UK/India | EU | USA | Heel to toe (in) |
|------------|----------|----|-----|------------------|
| 6          | 6        | 40 | 7   | 10.6             |
| 7          | 7        | 41 | 8   | 10.8             |
| 8          | 8        | 42 | 9   | 11               |
| 9          | 9        | 43 | 10  | 11.3             |
| 10         | 10       | 44 | 11  | 11.5             |
| 11         | 11       | 45 | 12  | 11.7             |
| 12         | 12       | 46 | 13  | 12               |

Image: Comprehensive size chart for men's footwear, including foot measurement instructions.

## 6. SPECIFICATIONS

|              |            |
|--------------|------------|
| Model Number | SL-405A    |
| Generic Name | Flip-Flops |

|                        |   |
|------------------------|---|
| Brand                  | Campus  |
| Material Type          | Polyurethane (PU), Ethylene Vinyl Acetate (EVA) |
| Closure Type           | Slip On   |
| Heel Type              | Flat  |
| Strap Type             | Thong   |
| Water Resistance Level | Not Water Resistant                             |
| Product Dimensions     | 30 x 12 x 13 cm                                 |
| Item Weight            | 800 g   |
| Country of Origin      | India   |
| Manufacturer           | Campus Activewear Pvt. Ltd.                     |



Image: View of the sole of a brown Campus SL-405A flip-flop, showing the slip-resistant pattern.

## 7. TROUBLESHOOTING

While Campus SL-405A flip-flops are designed for durability and comfort, here are some common issues and general advice:

- **Discomfort or Rubbing:** If you experience discomfort, ensure the size is correct. New footwear may require a short break-in period. If discomfort persists, discontinue use.
- **Slipping:** The sole is designed to be slip-resistant. However, extreme wet or oily surfaces can still pose a risk. Exercise caution on such surfaces.
- **Odor:** Regular cleaning as per the "Care and Maintenance" section can prevent odor buildup. Ensure flip-flops are completely dry before storage.







## 8. WARRANTY AND SUPPORT

For any product-related inquiries, manufacturing defects, or support needs, please contact Campus customer service. Specific warranty details may vary by region and purchase point. Please retain your proof of purchase for any warranty claims.

Manufacturer Contact Information:

Campus Activewear Pvt. Ltd.  
Campus Shoes, D-1, Rohtak Road, Udyog Nagar,  
Opp. Peera Garhi Metro Station Gate No 2,  
New Delhi, Delhi 110041, India  
Phone: 01143272600

For more information, visit the official [Campus Store on Amazon](#).

|   |   |
|---|---|
|    | <p><a href="#">Bayco Buyer's Guide: Work Lights and Extension Cords</a></p> <p>Comprehensive buyer's guide for Bayco work lights, extension cords, and related accessories, featuring detailed specifications, part numbers, and product descriptions.</p>  |
|    | <p><a href="#">microSHIFT Thumb Shifter User Manual: Installation and Adjustment Guide</a></p> <p>Comprehensive user manual for microSHIFT Thumb Shifters, covering installation, cable routing, adjustments, and friction mode for various mountain and road bike models. Includes detailed step-by-step instructions and part information.</p>  |
|    | <p><a href="#">KEYENCE SL-V Series Safety Light Curtains: Advanced Protection and Slim Design</a></p> <p>Explore the KEYENCE SL-V Series safety light curtains, featuring Super Slim and Super Heavy Duty models. Discover advanced features like IP67 protection, edge-to-edge detection, programmable muting, and easy configuration software for industrial safety applications.</p> |
|  | <p><a href="#">SL-C48x</a></p> <p>SL-C48x, SL-C48xW, SL-C48xFN, SL-C48xFW</p>   |
|  | <p><a href="#">All-O-Matic DC Slide Gate Operators Manual: SL-45DC, SL-90DC, SL-100DC, SL-150DC</a></p> <p>Comprehensive installation and operation manual for All-O-Matic DC Slide Gate Operators, covering models SL-45DC, SL-90DC, SL-90DCFP, SL-100DC, SL-100DCFP, and SL-150DC. Includes safety, specifications, installation, and maintenance guidance.</p>                       |
|  | <p><a href="#">Door Lock Control System Troubleshooting Guide</a></p> <p>A comprehensive guide to diagnosing and repairing issues with the door lock control system, including wiring diagrams, electrical specifications, and detailed inspection procedures for various components.</p>   |